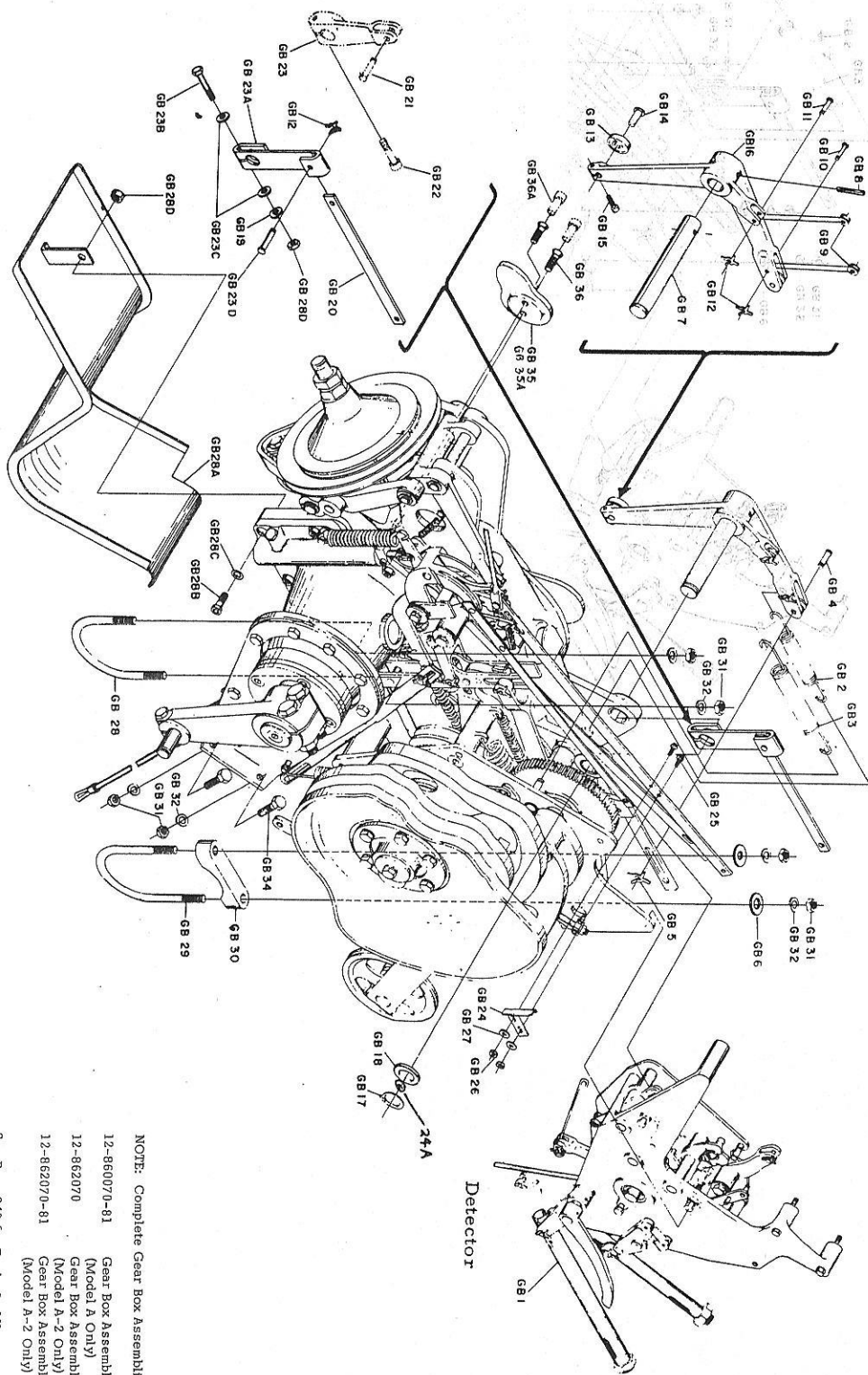


<u>INDEX NO.</u>	<u>CODE NO. PART NO.</u>	<u>DESCRIPTION</u>	<u>INDEX NO.</u>	<u>CODE NO. PART NO.</u>	<u>DESCRIPTION</u>
*GB1	12-860038	Detector Assembly Model "A"	GB23D	12-100166-5	"X" Washer Pin
*GB1	12-860038-81	Detector Assembly - Rebuilt Model "A"	GB24	12-100260	Switch-Actuator (for machines prior to Serial #1593)
*GB1	12-862038	Detector Assembly Model "A-2" Only	GB24A	12-102155	Shim
*GB1	12-862038-81	Detector Assembly - Rebuilt "A-2" Only	GB25	11-017163	Screw & Lockwasher (10-24 x 1/2") For machines prior to #1593.
GB2	12-100107	Tension Spring	GB26	11-125004	Hex Nut (10-24) For machines prior to #1593
GB3	12-100159	Tension Spring	GB27	11-190006	Washer (#10)
GB4	12-100166-27	Pin	GB28	12-100023-2	"U" Bolt
GB5	11-230001	"X" Washer	GB28A	12-100316	Gear Box Oil Pan
GB6	11-190514	Washer	GB28B	11-005266	Cap Screw - H.Soc. (5/16-18 x 1-1/4") For machines prior to #27000.
GB7	12-100072	Shaft	GB28C	12-100344-2	Gasket
GB8	11-360568	Spirol Pin	GB28D	11-125102	Hex Nut (5/16-18)
GB9	10-376010	Spring Roller	GB29	12-100023-3	"U" Bolt
GB10	12-100166-22	Pin	GB30	12-100096	Support Block
GB11	12-100166-24	Pin	GB31	11-125104	Hex Nut (3/8-16)
GB12	11-230000	"X" Washer (3/32")	GB32	11-195016	Lockwasher (3/8")
GB13	11-435001	Bearing Single Row-Nonloading	GB34	11-001346	Cap Screw - H.Hd. (3/8-16 x 1-1/4")
GB14	12-100069	Stud	GB35	12-100418	Clutch Cam (for all "A" machines) (for machines prior to Serial #21125, also order (2) 11-007264-1, Cap Screw)
GB15	11-005092	Cap Screw - H.Soc. (10-24 x 3/4")	GB35A	12-102418	Clutch Cam (for all "A-2" machines new or converted)
GB16	12-100178	Deck Hook Cam Lever	GB36	11-007264	Cap Screw - F.Hd. (5/16-18 x 1") For machines #21125 and up.
GB17	11-530027	Retaining Ring	GB36A	11-005263	Cap Screw - H.Soc. (5/16-18 x 7/8") For machines prior to #21125.
GB18	12-100170-4	Washer			
GB19	11-195015	Lockwasher (5/16")			
GB20	12-100064	Connecting Bar			
GB21	12-100166-6	Pin (for machines prior to Serial #18001)			
GB22	11-005268	Cap Screw - H. Soc. (5/16-18 x 1-1/2") For machines prior to #18001.			
GB23	Obsolete	Hook Latch Lever (See Note 1)			
GB23A	12-100392	Hook Latch Lever			
GB23B	11-001270	Cap Screw - H.Hd. (5/16-18 x 1-3/4")			
GB23C	11-190012	Washer (5/16")			

NOTE 1: To replace GB23, order (1) 11-195015-1, (1) 11-230000-1, (2) 11-190012-1, (1) 11-125102-1, (1) 11-002070-1, (1) 12-100392, (1) 12-100166-5, and (1) 12-100064.

*Denotes - See Detector Section (Pages 13 thru 17) for breakdown of parts.



Detector

NOTE: Complete Gear Box Assemblies
 12-860070-81 Gear Box Assembly - Rebuilt (Model A Only)
 12-862070 Gear Box Assembly - New (Model A-2 Only)
 12-862070-81 Gear Box Assembly - Rebuilt (Model A-2 Only)

See Page 249 for Trade-In Allowance

GEAR BOX ASSEMBLY

ATUG 81

INDEX NO.	PART NO.	DESCRIPTION	INDEX NO.	PART NO.	DESCRIPTION	INDEX NO.	PART NO.	DESCRIPTION
GB32	11-195016-000	Lockwasher (3/8")	GB63	12-100030-002	Roller (1.96 I.D. X 8.75)	GB91	12-100156-000	Clutch Release Lever Assembly (See Page 28 & 29 for Breakdown)
GB33	12-100026-000	Lockwasher (5/8")	GB63A	12-100030-005	Roller (For Machines Serial #27000 Up) (.275 I.D.)	GB91A	12-100437-000	Out-of-Range Lever Assy (For Machines #1593 Up)
GB37	11-001344-000	Cap Screw-H. Hd. (3/8-16 X 1")	GB63B	12-100030-002	Roller (For machines prior to Serial #27000)	GB91B	12-100166-019	Pin (For Machines So Equipped)
GB37A	11-001664-000	Cap Screw-H. Hd. (5/8-11 X 1")	GB65	12-100166-025	Pin Detector Link Tubular (Order 12-862668)	GB91C	12-100337-000	Out-of-Range Link Assy (For Machines Serial #1593 Up)
GB38	12-100170-006	Washer (for 3/8" Cap Screw-GB37B)	GB66	12-100166-025	Roll Pin (3/16 X 1/2")	GB91D	12-100166-022	For Machines So Equipped
GB38A	12-100170-015	Washer (for 5/8" Cap Screw-GB37A)	GB67	12-100204-000	Compression Spring	GB91E	11-230000-000	X-Washer (3/32)
GB39	12-100044-000	Clamp Ring	GB68	12-100204-000	Roll Pin (3/16 X 1")	GB91F	11-200509-000	Plain Bearing (Bronze)
GB39A	12-860578-000	Clamp Ring	GB70	12-100206-000	Roll Pin (3/16 X 1")	GB92	12-100809-000	Plunger Lever Assembly (See Page 29 for Breakdown)
GB40A	12-102383-000	Rake Cam Conversion Kit (See Note VIII)	GB71	12-100746-000	Clutch Latch (For machines equipped)	GB93	12-100156-000	Tension Spring
GB41	12-100045-000	Rake Cam (For machines Serial #90000 Up) A	GB72	12-100747-000	W/O Dashpot (See Note VI)	GB94	12-100049-000	Tension Spring
GB42	12-102794-000	Rake Cam Hub	GB73	12-100166-013	Clutch Latch (See Note VII)	GB95	12-100109-000	Tension Spring
GB42A	12-100828-002	Cam for machines equipped with Scotch YOKE (12-102815)	GB74	12-100202-000	X-Washer (1/8")	GB97A	11-275071-000	Roll Pin (Thin 1/4-20)
GB44	11-195018-000	Cam for machines equipped with 12-100217 Link & 12-100506 U-Bolt	GB75A	12-100236-000	Clutch Actuator Link	GB97B	11-170130-000	Pin (For Machines (See Note I))
GB45	11-001068-000	Lockwasher (#10)	GB76	12-100236-000	Starter Ballcrank Assy (For All "A-2" Machines)	GB97C	12-102830-000	Mounting Plate (See Note I)
GB46	11-001079-000	Cap Screw-H. Hd. (1/2-4 X 1 1/4")	GB77A	12-100363-000	Pin (For All "A-2" Machines-New or Converted)	GB97D	10-386068-000	Spacer (See Note II)
GB47	11-2980001-000	Gearing Fitting (10-24 X 1 3/4")	GB77B	12-100363-000	Link (For All "A-2" Machines)	GB97E	10-386069-000	Spacer (See Note II)
GB48	11-4503001-000	Bearing (Cam Pol. Type w/o Stud)	GB78	12-1001265-000	Link (For All "A-2" Machines-New or Converted)	GB97F	11-195010-000	Lockwasher (#10) See Note IV
GB49	12-1000081-000	Pin	GB79	11-001265-000	Pin	GB97G	11-010094-000	Machine Screw-H. Hd. (10-32 X 3/8") See Note II
GB50A	12-1000081-000	Pulley Assembly (w/Bearing)	GB80	11-225009-000	Hex Nut (5/16-18)	GB97H	11-010097-000	Machine Screw-H. Hd. (10-32 X 9/16") See Note III
GB51	12-100226-000	Needle Bearing (1-3/16" O.D. Bearing No Longer Available) Order 12-100081	GB81A	11-421011-000	Hex Nut (5/16-18)	GB97I	11-190006-000	Washer (#10) See Note IV
GB52A	11-421109-000	Oilite Bearing (Flanged)	GB82	12-102441-000	2 Reg'd for "A-2" Machines	GB97K	11-604105-000	Clamp (See Note IV)
GB53	12-100187-008	Square Key (4-1/8" X .312)	GB82A	12-102441-000	2 Reg'd for "A-2" Machines	GB97L	11-001024-000	Machine Screw-H. Hd. (8-32 X 9/16") See Note II
GB54	12-100185-004	Spacer	GB88	12-100441-000	Hex Head Bolt (For All "A-2" Machines-New or Converted)	GB97M	12-102020-000	Machine Screw-H. Hd. (8-32 X 5/8") See Note III
GB55	12-100230-000	Tension Spring	GB88A	11-343302-000	Lockwasher (1/4")	GB97N	10-688002-000	See Note IX
GB56	11-007346-000	Mounting Plate Assembly (See Page 26 For Breakdown)	GB89	12-100276-000	Washer	GB97P	10-688009-000	Solenoid-115V (See Note IX)
GB58	12-100104-000	Cap Screw-H. Hd. (5/16-18 X 1 1/4")	GB89A	12-100298-000	Tension Spring	GB97Q	10-625945-000	Pin (For Machines So Equipped)
GB59	11-001266-000	Cap Screw-H. Hd. (5/16-18 X 1 1/4")	GB89B	12-100338-004	Hex Head Bolt	GB97R	11-625538-000	"O" Ring
GB60	11-195015-000	Lockwasher (5/16)	GB89C	12-100338-003	Roll Pin (For Machines Serial #2295)	GB97S	12-100166-005	X-Washer Pin
GB61A	12-100105-000	Tension Spring (A & A-2 Machines)	GB89D	12-100338-002	Pin (For Machines Serial #2295)	GB97T	12-100963-000	Pin Detector Link
GB61B	12-100105-000	Tension Spring (A Machines Only)	GB89E	12-100338-003	Roll Pin (For Machines Serial #2295)	GB97U	11-125200-000	Hex Nut
GB62	12-102105-000	Machines-New or Converted	GB89F	12-100338-002	Roll Pin (For Machines Serial #2295)	GB97V	11-195059-000	Hex Nut
		X-Washer Pin (For Machines Serial #75104 Up)	GB90A	11-421011-000	Clutch Actuator Lever (For machines prior to Serial #75104)	GB97W	11-195018-000	Lockwasher (1/2")
		X-Washer Pin (For Machines Serial #75104)	GB90B	12-100495-000	Order Spacers, GB90-2 Reg'd.)			

NOTE I: Spacers (GB90) 2 reg'd for machines prior to Serial #2295. See instructions on Pages 28 & 29.

NOTE II: For machines Serial #90000 to 90135 and all machines converted to "A-2".

NOTE III: For Machines Serial #90135 & up. For all "A-2" machines, new or converted.

NOTE IV: 12-100313 consists of Cam Lever, 2 each Flanged Bearings (11-421109) and Grease Fitting (11-280002). Kit #12-860578.

NOTE V: If Pinsetter does not have Dashpot and the Clutch Release Lever is not equipped with Roller Bearing, order Kit #12-860578.

NOTE VI: If Pinsetter has Dashpot and the Clutch Reset Lever is not equipped w/Roller Bearing, order #12-860638.

NOTE VII: 12-100383 Cam no longer available. Order 12-860578.

NOTE VIII: The 115 volt cycle solenoid (10-688002) previously used on 208-230 volt pinsetter, serial #109392 and above, has been replaced by 12-802022-3 to improve plugging efficiency. This package contains:

- (1) 10-688003 Solenoid (230V)
- (1) 11-612007 Terminal Connector
- (1) 12-902235 Installation Instructions (explaining wiring conversions procedure)

For those establishments with 115V service to the pinsetter, previously using 10-688002 (Solenoid) Solenoid, order 10-688009 Solenoid.

GEAR BOX ASSEMBLY

<u>INDEX NO.</u>	<u>PART NO.</u>	<u>DESCRIPTION</u>
GB98	12-100047-000	Tension Spring
GB99		Clutch Reset Lever Assembly (See Page 29 For Breakdown)
GB100		Gear Box Cover Assembly (See Pages 30 and 31 For Breakdown)
GB100A	12-100339-000	Gasket (For Machine Ser. No. 774 Up)
GB101	11-005263-000	Hex Socket Head Cap Screw
GB101A	12-100344-002	Copper Gasket (24 Req'd) (For Machine Ser. No. 874 Up)
GB102		Deck Lift Crank Eccentric Assembly (See Pages 32 Thru 35 For Breakdown)
GB102A	12-100340-000	Gasket (For Machine Ser. No. 774 Up)
GB103	12-100134-000	Rake Crank
GB104	12-100141-002	Pin
GB105	11-001352-000	Hex Head Bolt
GB106	11-125108-000	Hex Nut
GB107	11-195018-000	Lockwasher
GB108	11-001515-000	Hex Head Bolt
GB110	11-007344-000	Flat Head Hex Socket Cap Screw
GB111	12-100065-002	Washer
GB112	12-100187-003	Square Key
GB114	12-100091-000	Spring
GB115	11-125201-000	Hex Jam Nut
GB116A	12-100092-000	Spring Guide (See Note 1) (To be used with GB117A)
GB116B	12-102179-000	Bushing (To be used with GB117B)
GB117A	12-100257-000	Cap Screw (1/4-28 X 4)
GB117B	12-102180-000	Machine Screw (2-1/2" Slotted Hex Hd.)
GB118	11-530017-000	Retaining Ring (For Machines Prior To Ser. No. 541)
GB119	11-190018-000	Washer (For Machines Prior to Ser. No. 541)
GB119A	12-100170-012	Washer (For Machines Ser. No. 541 Up)
GB120	12-100370-000	Yoke and Bearing Assembly
GB120A	12-100447-000	Groove Pin
GB120B	11-420008-000	Bearings
GB121	11-530015-000	Retaining Ring
GB122	11-190016-000	Plain Washer
GB123	12-100168-003	Pin
GB124	11-125101-000	Hex Nut
GB125	12-100185-014	Spacer
GB126	12-100053-000	Pin
GB127	12-100146-000	Clutch Shoe
GB128	N.A.	Clutch Lever Support (Order 12-862138 Kit)*
GB129	12-102178-000	Spring
GB130	11-010139-000	Mach. Screw-H. Hd. Slotted (1/4-20 X 1-1/4")
GB131	11-125007-000	Hex Nut (1/4-20)
1.	12-102167-000	Spacer
2.	11-532022-000	Grip Ring

NOTE I: When replacing GB116 in machines prior to Ser. No. 514, also order GB119A Washer (1 req'd) and discard GB118 Retaining Ring.

NOTE II: See Page 8 for Special Repair Kits.

*CLUTCH LEVER SUPPORT KIT
12-862138

(See Price Pages for selling price of Kit)
This assembly consists of the following:

GB118	11-530017-000	2 ea.
GB128	12-102177-000	1 ea.
GB129	12-102178-000	1 ea.
GB130	11-010139-000	1 ea.
GB131	11-125007-000	1 ea.

INDEX NO.	PART NO.	DESCRIPTION	INDEX NO.	PART NO.	DESCRIPTION
GB129	12-100341-000	Rake Crank Housing Assy (See Pages 38 & 39 for Breakdown)	GB160A	12-100341-000	Gasket (For machines Serial No. 744 up) (For machine No. 698 up)
GB130A	11-125115-000	Hex Nut (3/4-16)	GB160B	12-100381-002	Shim .005 (As req'd) (For machines prior to Serial No. 21883)
GB130B	11-131516-000	Plunged Nut	GB160C	12-100381-003	Shim .010 Thick (As req'd) (For machines prior to Serial No. 21883)
GB131	12-860626-000	Clutch Drive Disc	GB160D	11-007264-000	Flat Hd. Hex Soc. Screw (5/16-18 X 1)
GB132	Obsolete	Pulley Assembly (See Note 2)	GB160E	12-100391-000	Gasket (For machines Serial No. 21883 up)
GB132A	12-860630-000	Pulley Assembly (See Page 11 for Replacement Kit)	GB160F	11-350456-000	Drive Pin
GB132B		Clutch Bearing Assy (See Note 3)	GB160G	12-102819-000	Bearing Support Assy
GB132C	11-170104-000	Flat Head Socket Screw (10-24)	GB160H	11-001347-000	Hex Head Bolt (3/8-16 X 1 3/8")
GB132D	11-007090-000	Clutch Nut (1/2 X 5/8)	GB160I	10-386095-000	Spacer (For machines w/o GB 164)
GB133	12-860613-000	Clutch Drive Disc Assy (See Page 41 for Replacement Kit)	GB160J	11-195017-000	Spacer (For machines with GB 164)
GB134	12-100090-000	Compression Spring	GB160K	11-125107-000	Lockwasher (7/16")
GB135	11-231005-000	Locknut	GB160L	12-102783-000	Hex Nut (7/16-20)
GB136	12-100058-000	Lockwasher KIT REBUILD KIT	GB160M	11-450204-000	Bearing
GB137	12-100477-000	Spring Disc	GB160N	11-450204-000	Lockwasher (3/8")
GB138	12-100477-000	Bearing Retainer (See Note 1)	GB160O	11-450204-000	Hex Nut (3/8-16)
GB138A	11-625000-000	Oil Seal	GB160P	12-102822-000	Cap Screw-Hex Soc.
GB139	11-625001-000	"O" Ring	GB160Q	11-010132-000	Machine Screw-Hex Hd. (1/4-20 X 1/2")
GB139A	11-005263-000	Cap Screw-Hex Soc. Hd. (5/16-18 X 7/8")	GB160R	11-195014-000	Lockwasher (1/4")
GB141	11-432002-000	Bearing (Outer Ring)	GB160S	10-191563-000	Washer
GB142	12-100066-000	Spacer	GB160T	12-100892-000	Clutch Bearing Assy
GB143	12-100185-002	Bearing (Inner Ring)	GB160U	12-100891-800	Pulley & Bearing Assy
GB144	11-450100-000	Bearing (Worm Shaft)	GB160V	12-100158-000	Tension Spring
GB145	12-860171-000	Retaining Ring	GB160W	11-195014-000	Machine Screw-Hex Hd. (1/4-20 X 1/2")
GB146	11-530021-000	Retaining Ring	GB160X	10-191563-000	Lockwasher (1/4")
GB147	12-100170-002	Washer	GB160Y	12-100892-000	Clutch Bearing Assy
GB148	12-100188-004	Clutch Cam Lever Assy	GB160Z	12-100891-800	Pulley & Bearing Assy
GB149	12-100230-000	Bearing Shaft	GB160AA	12-100158-000	Tension Spring
GB150	12-100170-002	Bearing (2 Req'd)	GB160AB	11-195014-000	Machine Screw-Hex Hd. (1/4-20 X 1/2")
GB151	11-530021-000	Retaining Ring	GB160AC	10-191563-000	Lockwasher (1/4")
GB152	12-100188-004	Clutch Cam Lever Assy	GB160AD	12-100892-000	Clutch Bearing Assy
GB153	12-100170-002	Bearing (2 Req'd)	GB160AE	12-100891-800	Pulley & Bearing Assy
GB154	11-530021-000	Retaining Ring	GB160AF	12-100158-000	Tension Spring
GB154A	11-335053-000	Center Pin (For machines 1593)	GB160AG	11-195014-000	Machine Screw-Hex Hd. (1/4-20 X 1/2")
GB155	11-433000-000	Bearing pin (For machines so equipped)	GB160AH	10-191563-000	Lockwasher (1/4")
GB156	12-100061-002	Pin (For machines Serial No. 1593 up)	GB160AI	12-100892-000	Clutch Bearing Assy
GB157	11-433000-000	Bearing pin (For machines so equipped)	GB160AJ	12-100891-800	Pulley & Bearing Assy
GB158A	12-100318-002	Pin (For machines Serial No. 1593 up)	GB160AK	12-100158-000	Tension Spring
GB158B	12-100487-000	Bearing Washer (#8)	GB160AL	11-195014-000	Machine Screw-Hex Hd. (1/4-20 X 1/2")
GB158C	11-435501-000	Self-Locking Nut (8-32)	GB160AM	10-191563-000	Lockwasher (1/4")
GB158D	11-190004-000	Clutch Lever Assy (Order 12-100486)	GB160AN	12-100892-000	Clutch Bearing Assy
GB158E	11-170004-000	Clutch Lever (Only)	GB160AO	12-100891-800	Pulley & Bearing Assy
GB159	N.A.	Clutch Lever Assembly w/Bearing	GB160AP	12-100158-000	Tension Spring
GB159A	12-100484-000	Gear Box Housing Assy (For machines prior to 90,000) (See Pages 42 & 43 for details)	GB160AQ	11-195014-000	Machine Screw-Hex Hd. (1/4-20 X 1/2")
GB160	12-100184-000	Gear Box Housing Assy (For machines 90,000 up) (See Pages 42 & 43 for Breakdown)	GB160AR	10-191563-000	Lockwasher (1/4")

**WORM SHAFT OIL LEAK REPAIR KIT
KIT NUMBER 12-860603**

INDEX NO.	PART NO.	DESCRIPTION	QTY PER KIT
*121	11-530015-000	Retaining Ring	2
*122	11-195016-000	Washer (7/16")	2
*123	11-160005-000	Locknut	1
*124	11-231005-000	Lockwasher	1
*125	11-625000-000	Oil Seal	1
*126	12-100185-000	Spacer	1
*127	12-100381-002	Shim .005 (As req'd)	1
*128	11-007090-000	Shim .010 (As req'd)	2
*129	12-100391-000	Gasket (21883 up)	2

**WORM SHAFT REBUILDING KIT
KIT NUMBER 12-860600**

INDEX NO.	PART NO.	DESCRIPTION	QTY PER KIT
*121	11-530015-000	Retaining Ring	2
*122	11-195016-000	Washer (7/16")	2
*123	12-100166-003	Pin	1
*124	12-860626-000	Clutch Drive Disc	2
*125	12-860613-000	Clutch Drive Disc Assembly	1
*126	11-160005-000	Lockwasher	1
*127	11-231005-000	Oil Seal	1
*128	11-625000-000	"O" Ring	1
*129	12-100185-000	Spacer	1
*130	11-432002-000	Bearing	1
*131	11-450100-000	Bearing-Outer Ring	1
*132	11-450200-000	Bearing-Inner Ring	1
*133	12-860171-000	Worm Shaft (60:1)	1
*134	12-100168-002	Pin	1
*135	12-100381-002	Shim .005 (As req'd)	2
*136	12-100381-003	Shim .010 (As req'd)	2
*137	12-100391-000	Gasket (21083 up)	2

See Page 6 for Yoke components
See Page 10 for 27:1 Worm Shaft Assembly

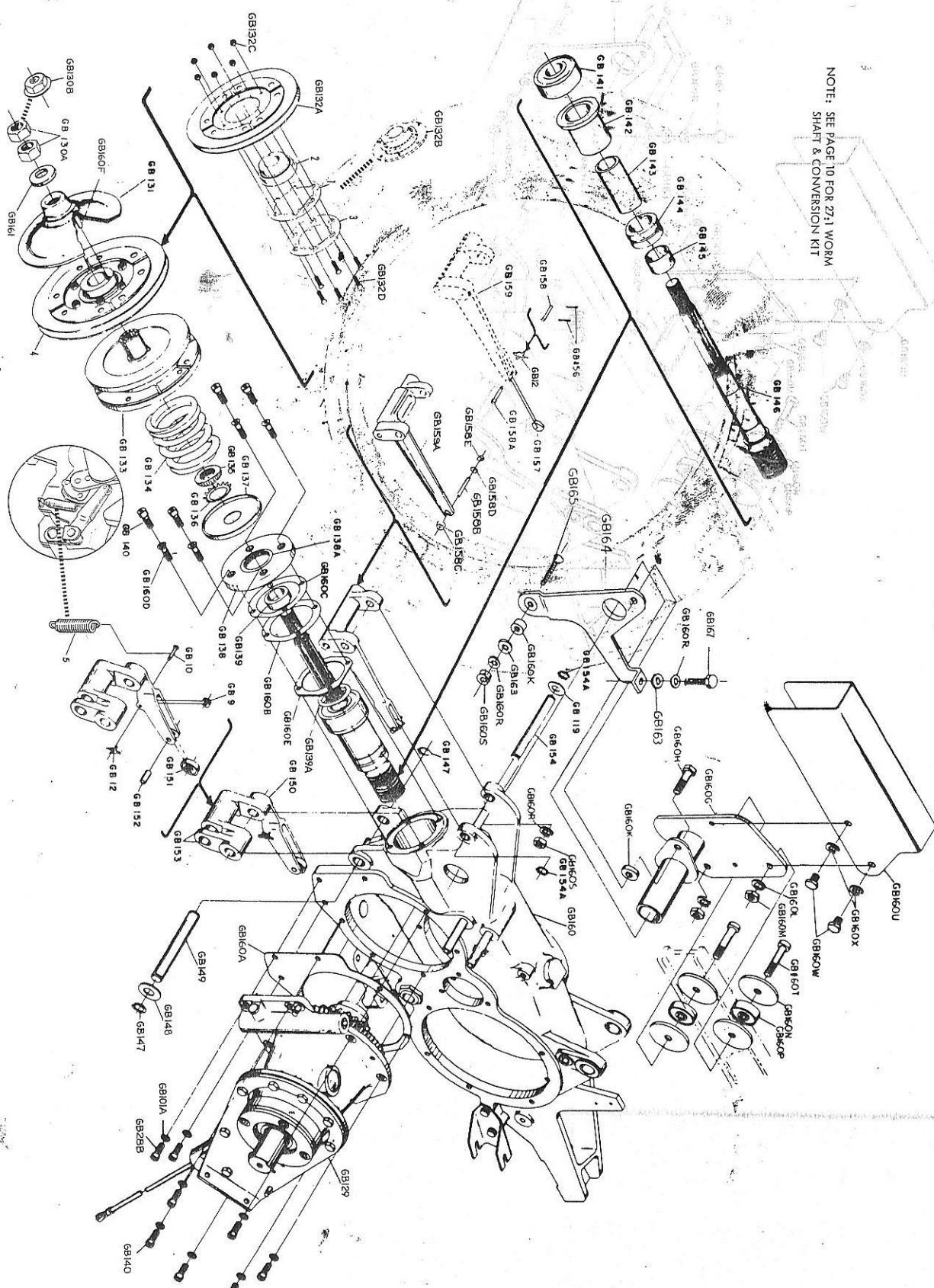
**REINFORCING PLATE ASSEMBLY
PART NUMBER 12-862071**

INDEX NO.	PART NO.	DESCRIPTION
160K	10-386095-000	Spacer
160L	11-195016-000	Lockwasher (3/8")
160M	11-125104-000	Hex Nut (3/8-16)
160N	11-196001-000	Washer-Plain (3/8")
160O	12-102212-000	Reinforcing Plate
160P	11-007348-000	Cap Screw (3/8-16 X 1 1/2")
160Q	11-001342-000	Bolt (3/8-16 X 3/4")

NOTES

- NOTE 1: When replacing Part No. 12-100477 Bearing Retainer on machines prior to Serial No. 62,100, order (4) 11-005263-1 Socket Head Cap Screws.
- NOTE 2: Order (1) 12-860630, (1) 12-860629, (6) 11-007090, and (6) 11-170104-1.
- NOTE 3: When replacing this style Bearing Assembly, order 12-860716.
- NOTE 4: See Page 208 for Worm Shaft Thread Restorer.

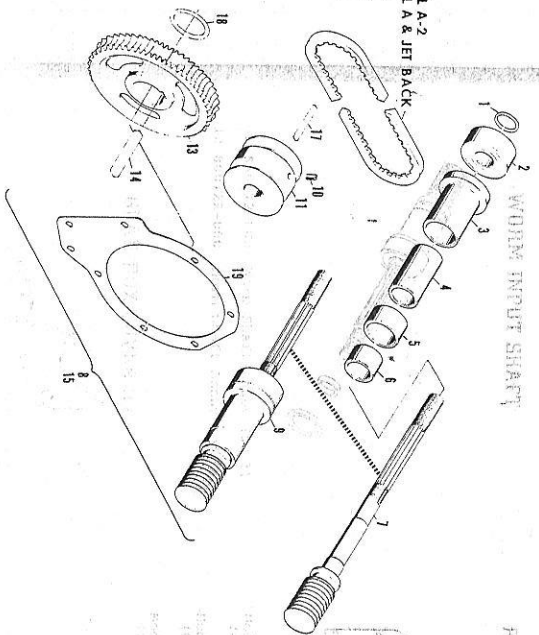
NOTE: SEE PAGE 10 FOR 27.1 WORM
SHAFT & CONVERSION KIT



FEB 83

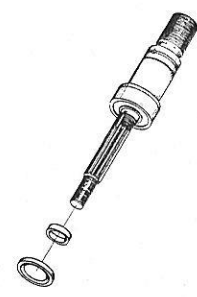
GEAR BOX ASSEMBLY

12 MODEL A-2
18 MODEL A & JET BACK

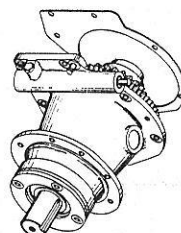


WORM INPUT SHAFT

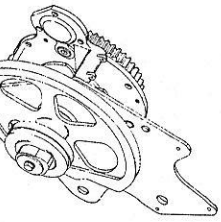
RAKE CRANK HOUSING (4:1)



RAKE CRANK HOUSING (4:1)



DECK LIFT CRANK (2:1)



GEAR BOX COVER (1:1)

- 12-860172-000 Worm Shaft Assy (60:1)
- 12-860722-000 Worm Shaft Assy (27:1)

- Model A 12-860863-002 New
- (60:1) 12-860863-081 Rebuild
- Model A-2 12-862863-003 New
- (60:1) 12-862863-081 Rebuild
- Model A-2 12-862869-000 New
- (27:1)

Model A or A-2 Converted
12-860065-000 New
12-860065-081 Rebuild

For A Pinsetters Equipped with 12-100217
or 12-100506 Lowering Links
(see page 33 indexes 7 and 393)

Model A and A-2 Converted
12-860064-000 New
12-860064-081 Rebuild

Model A-2 (Scotch Yoke)
12-862065-000 New
12-862065-081 Rebuild
For A-2 Pinsetters Equipped with
12-102815 "Scotch Yoke"
(see page 35 index 38)

Model A-2 (Lowering Links)
12-860064-000 New
12-860064-081 Rebuild
For A-2 Pinsetters Equipped with Deck
Lowering Links
(see page 33 index 7)

Model A-2 (Lowering Links)
12-860064-000 New
12-860064-081 Rebuild
For A-2 Pinsetters Equipped with
12-100506 Lowering Link
(page 33 index 7)

INDEX NO.	PART NO.	DESCRIPTION
1.	11-623501-000	"O" Ring
2.	11-432002-000	Bearing
3.	12-100066-000	Spacer
4.	12-100185-002	Spacer
5.	11-450100-000	Bearing
6.	11-450200-000	Inner Ring
7.	12-860719-000	27:1 Worm Shaft
8.	12-860720-000	Conversion Kit (A-2)
9.	12-860722-000	27:1 Worm & Worm Gear
10.	11-101164-000	Set Screw
11.	12-403081-000	Motor Pulley Assembly
12.	10-633320-000	"W" Belt (w/set screw)
13.	12-100902-002	Key
14.	12-100187-002	27:1 Norm & Worm Gear
15.	12-860724-000	Conversion Kit (A & JB)
16.	10-633321-000	"W" Belt (A & Jetback)
17.	12-100187-011	Key
18.	12-100317-000	"O" Ring
19.	12-100341-000	Gasket (For Machines so equipped)
	12-102166-002	Shim .015
	12-102166-003	Shim .010
	12-102166-004	Shim .020

NOTE:
THE 27:1 COMPONENT PARTS ARE NOT INTERCHANGEABLE WITH ORIGINAL 60:1 WORM GEAR ASSEMBLIES. CHECK GEAR BOX FOR 27:1 IDENTIFICATION TAG. MOTOR BELT & PULLEY MUST BE CHANGED WITH CONVERSION.

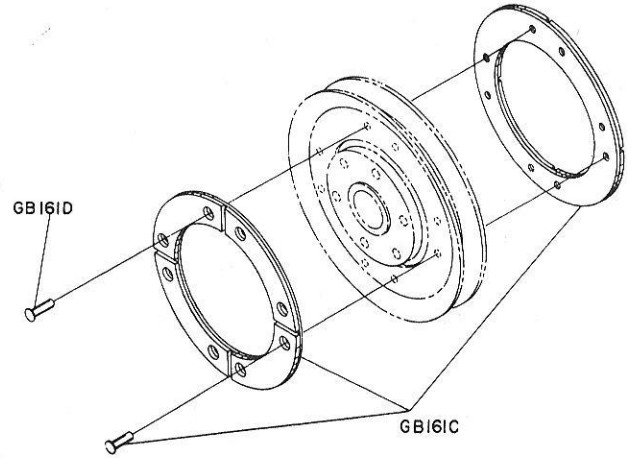
27:1 CONVERSION KITS

MODEL A-2 12-860720
CONSISTS OF ALL ITEMS ILLUSTRATED & LISTED EXCEPT INDEX NO. 16.

MODEL A & JET BACK 12-860724
CONSISTS OF ALL ITEMS ILLUSTRATED & LISTED EXCEPT INDEX NO. 12.

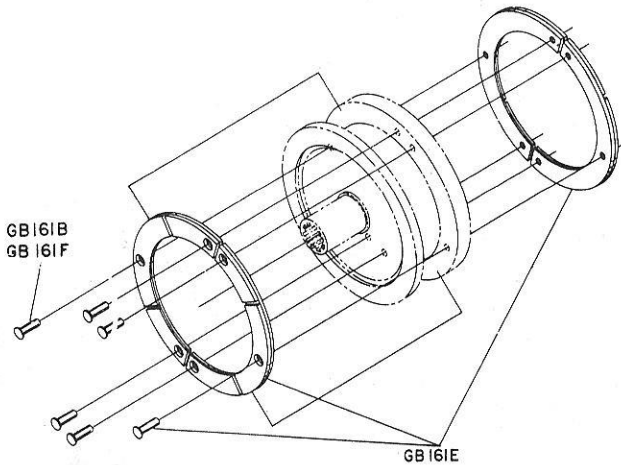
27:1 INPUT WORM & WORM GEAR

Figure 1F. Gear Box Pulley Clutch Face
(For Machines Ser. No. 24001 up)



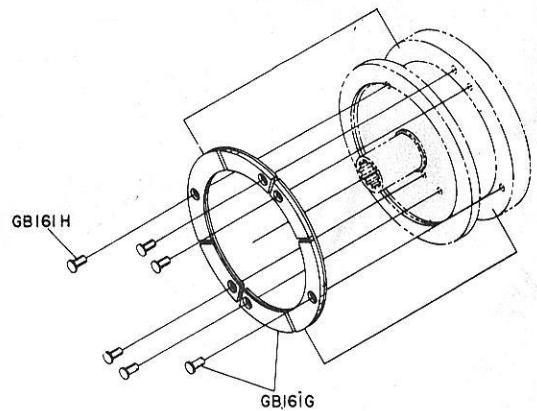
INDEX NO.	PART NO.	DESCRIPTION
GB161C	12-862864-3	Clutch Face & Rivet Replacement Kit
GB161D	11-301003-1	Rivet (3/16 x 7/16)

Figure 1G. Gear Box Drive Disc Clutch Face
(For Machines Prior to Ser. No. 7599)



INDEX NO.	PART NO.	DESCRIPTION
GB-61B	11-301001-1	Rivet (3/16 x 3/8)
GB-61E	12-862864-4	Clutch Face & Rivet Replacement Kit
GB-61F	11-301002-1	Rivet (3/16 x 1/2)

Figure 1H. Gear Box Drive Disc Clutch Face
(For Machines Ser. No. 7599 up)



INDEX NO.	PART NO.	DESCRIPTION
GB161G	12-862864-5	Clutch Face & Rivet Replacement Kit
GB161H	11-301002-1	Rivet (3/16 x 1/2)

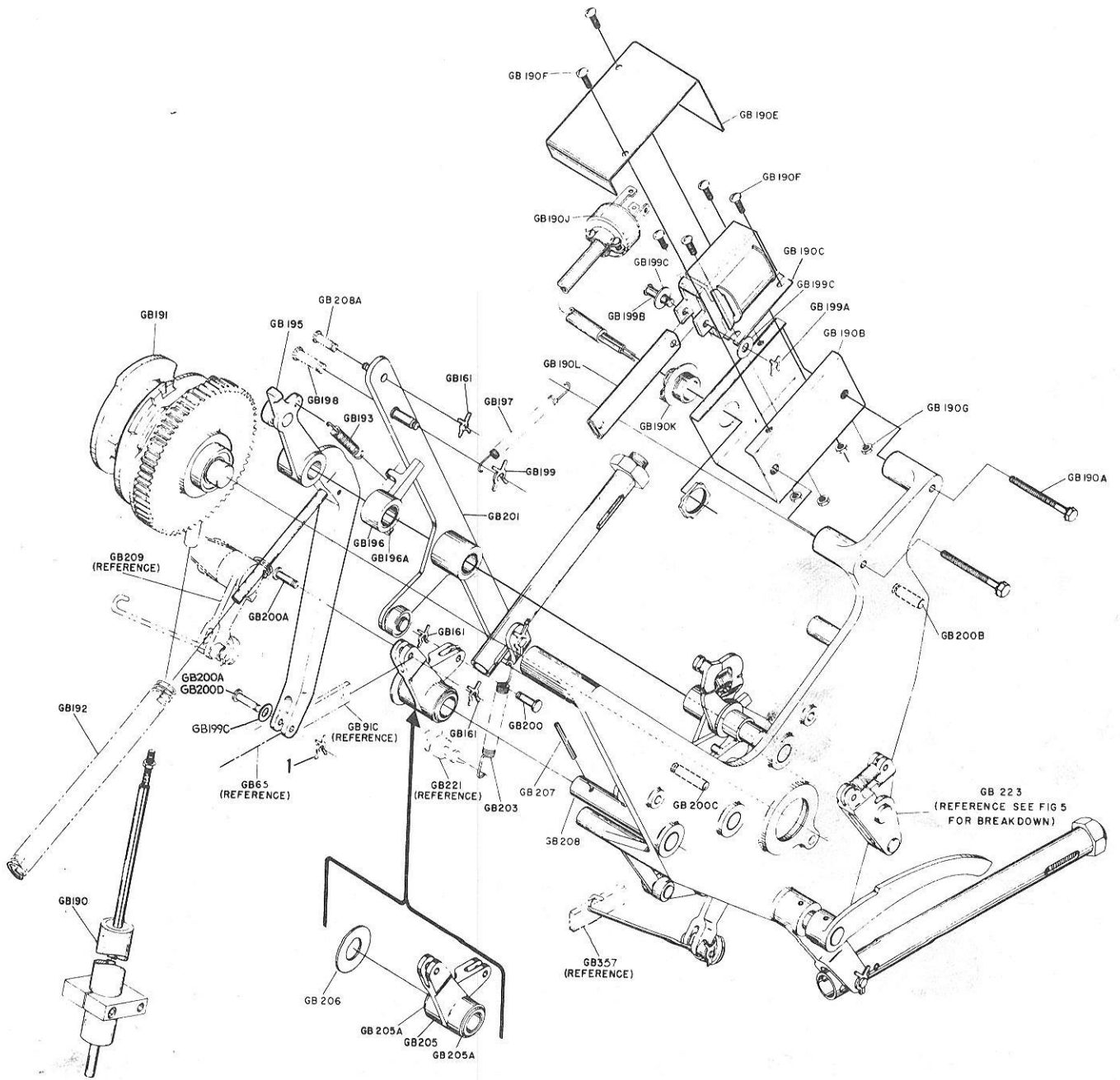
<u>INDEX NO.</u>	<u>PART NO.</u>	<u>DESCRIPTION</u>
GB161	11-230000-000	"X" Washer
GB162	12-100166-002	Pin (For Machines Up to 5493)
GB163		Solenoid Assembly, See Pages 14 & 15 for Break-down. Model "A" only
GB163A	11-017177-000	Screw & Lockwasher Assy
GB164	11-002004-000	Body Fit Cap Screw
GB165	11-195014-000	Lockwasher
GB166	12-100166-006	Pin
GB167	12-100224-000	Micro Switch Lever
GB168	11-125100-000	Hex Nut
GB169	11-190010-000	Plain Washer
GB170	11-001186-000	Hex Head Cap Screw
GB171	12-100015-000	Tension Spring
GB173	12-100084-000	Tension Spring
GB174	11-015165-000	Hex Head Bolt and Lockwasher Assembly
GB175	11-421015-000	Bearing
GB176	12-100203-000	Deck Hook Latch Assby
GB176A	11-421011-000	Bearing
GB177	11-125202-000	Hex Nut
GB179	11-015377-000	Hex Head Bolt
GB180	11-190012-000	Washer
GB181	12-100185-008	Spacer
GB182	12-100314-000	Detector Mounting Plate Assembly
GB183	11-125005-000	Hex Nut (For machines prior to Ser. No.1593)
GB184	11-100588-000	Socket Head Set Screw (For Machines Prior to Ser. No. 1593)
GB184A	12-100342-000	Bracket (For Machines Prior to Ser. No. 1593)
GB185	11-107036-000	Round Head Machine Screw (For Machines Prior to Serial No. 1593)
GB186	11-107033-000	Round Head Machine Screw (For Machines Prior to Serial No. 1593)
GB187	12-100286-000	Washer (For Machines Prior to Ser. No.1593)
GB188	11-170002-000	Flexlock Nut (For Machine Prior to Ser. No.1593)
GB189	12-100285-000	Spacer (For Machines Prior to Ser. No. 1593)
GB189A	12-100287-000	Stop (For Machines Prior to Ser. No. 1593)
GB190	12-750362-000	Mercury Switch
GB191	12-750344-000	Switch Pivot Assembly
GB192	12-750364-051	Switch Plate Assembly
GB193	12-750337-000	Latch Assembly
GB194	11-230001-000	"X" Washer (1/8")
GB195	12-450051-000	Tension Spring
GB196	12-750369-000	Cable Clip
GB197	11-613510-000	Terminal Tab (2 req'd)
	11-609202-000	Bushing (2 req'd)
GB198	12-750339-000	Lift Pin
GB199	11-196006-000	Hi-Collar Lockwasher (#8)
GB200	11-125003-000	Hex Nut (8-32)
GB201	12-750399-000	Harness

STRIKE MECHANISM

12-750366-2 consists of Index GB190 thru GB197 assembled complete.

<u>INDEX NO.</u>	<u>PART NO.</u>	<u>DESCRIPTION</u>
GB190		Detector Rod Assy. (See Page 18 for Breakdown)
GB190A	11-017177	Screw & Lockwasher Assy. (10-24x2")
GB190B	12-100020	Solenoid Box
GB190C	12-100022	A. C. Solenoid, 110V
GB190D	12-100291	A. C. Solenoid, 208V or 220V (For Machines with U. S. Electrical Systems)
GB190E	12-100277	Solenoid Box Cover
GB190F	11-017163	Screw & Lockwasher Assy. (10-24x1/2")
GB190G	11-170005	Locknut (10-24)
GB190J	11-678001	Twist Lock Cap
GB190K	11-602101	Cord Grip
	11-602002	Lock Nut
GB190L	Obsolete	Link, Use 12-100363 Link
GB191	12-100197	Main Shaft Assy. (For Machines Prior to 90,000)
	12-102197	Main Shaft Assy. (For Machines 90,000 & Up)
		Note: See Page 19 for Breakdown of These Assemblies.
GB192	12-100082	Compression Spring
GB193	12-100083	Tension Spring
GB194	11-361315	Spirol Pin
GB195		Scissor Cam Selector Assy. (See Page 20 for Breakdown)
GB196	12-100183	Deck Hook Latch Assy.
GB196A	11-420041	Plain Bearing (Bronze)
GB197	12-100156	Tension Spring
GB198	12-100166-13	Pin
GB199	11-230001	X-Washer (1/8)
GB199A	11-330003	Hair Pin Cotter
GB199B	12-100166-22	X-Washer Pin
GB199C	11-190006	Washer (#10)
GB200	12-100166-4	Pin
GB200A	12-100166-6	Pin(7/8" Long)
GB200B	12-100169-3	Spring Pin
GB200C	12-100169-5	Spring Pin
GB200D	12-100166-8	X-Washer Pin (1" Long)
GB201		Hook Selector Assy. (See Page 21 for Breakdown)
GB203	12-100121	Tension Spring
GB205	12-100262	Intermediate Lever Assy.
GB205A	11-421032	Oilite Bearing (Flanged) 2 Req'd
GB206	12-100338-3	Spacer
GB207	11-360260	Spirol Pin
GB208	12-100116	Shaft
GB208A	12-100166-4	Pin (For Machines Prior to Ser. No. 23001)
1	11-230000	X-Washer

DETECTOR ASSEMBLY



DETECTOR ASSEMBLY

<u>INDEX NO.</u>	<u>PART NO.</u>	<u>DESCRIPTION</u>
GB210	12-100350	Link Assembly (See Note 1) (For Machines Prior to 90,000)
GB211	12-102108	Deck Hook Selector
GB211A	12-100355	Spacer (Not Req'd in Machines Ser. No. 5397 Up)
GB211B	11-436000	Stud Bearing
GB211D	12-100166-26	Pin
GB212	12-100185-12	Spacer
GB215	12-100157	Spring
GB216	12-100395	Detector Latch Assembly (For Machines Prior to Ser. No. 23001, See Note 2)
GB216A	11-421009	Bronze Flanged Bearing (1/2"long) Prior to S. N. 23001
GB216B	11-420006	Plain Bronze Bearing (3/8"long) Prior to S. N. 23001
GB216C	11-420064	Plain Bronze Bearing (1-1/8"long) S. N. 23001 & Up
GB217	12-100170-9	Washer (For Machines Prior to Ser. No. 23001)
GB217B	11-422009	Bronze Thrust Bearing (1"x. 510L. D.) S. N. 23001 to 27000
GB218	12-100398	De'tector Lever Assembly (For Machines Ser. No. 27001 to 90,000) (See Note 3)
GB218A	12-102398	Detector Lever Assembly For Machines 90,000 Up)
GB219	11-420032	Plain Bronze Bearing (1/4"long) Prior to S. N. 23001
GB220	12-100170-8	Washer (For Machines Prior to 30,627)
GB221	12-100004-2	Shaft (For Machines 27001 Up) (See Note 4)
GB222	12-100166-11	"B" Shaft Assembly (See Pages 22 and 24 for Breakdown)
GB223	12-100155	"D" Shaft Assembly (See Page 20 for Breakdown)
GB230	11-360462	Shoe (For Machines so Equipped)
GB231	11-360462	Spirol Pin
GB232	12-100205	"C" Shaft Assembly (See Page 25 for Breakdown)
GB233	11-421014	Detector Mounting Assembly
GB233A	11-421014	Bronze Flanged Bearing (3/4"long)
GB234	11-436002	Stud Bearing

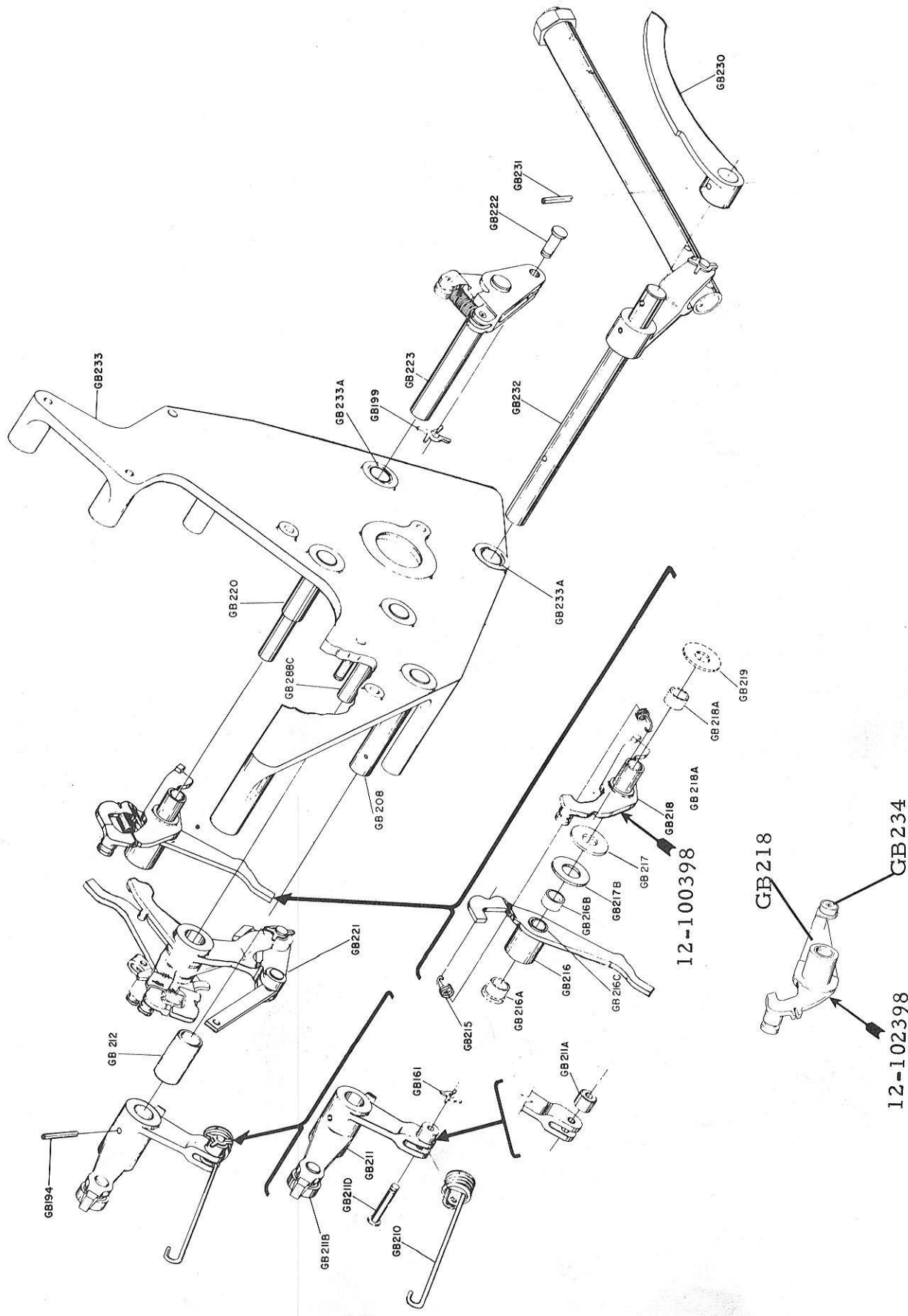
NOTE 1: When ordering Link 12-100350 for Machines prior to Ser. No. 5397, Spacer 12-100355 (GB211A) "X" Washer Pin 12-100166-26 (GB211D) must also be ordered.

NOTE 2: When ordering Detector Latch 12-100395 for Machines prior to Ser. No. 23001 also order 11-422009 Bearing (1 req'd).

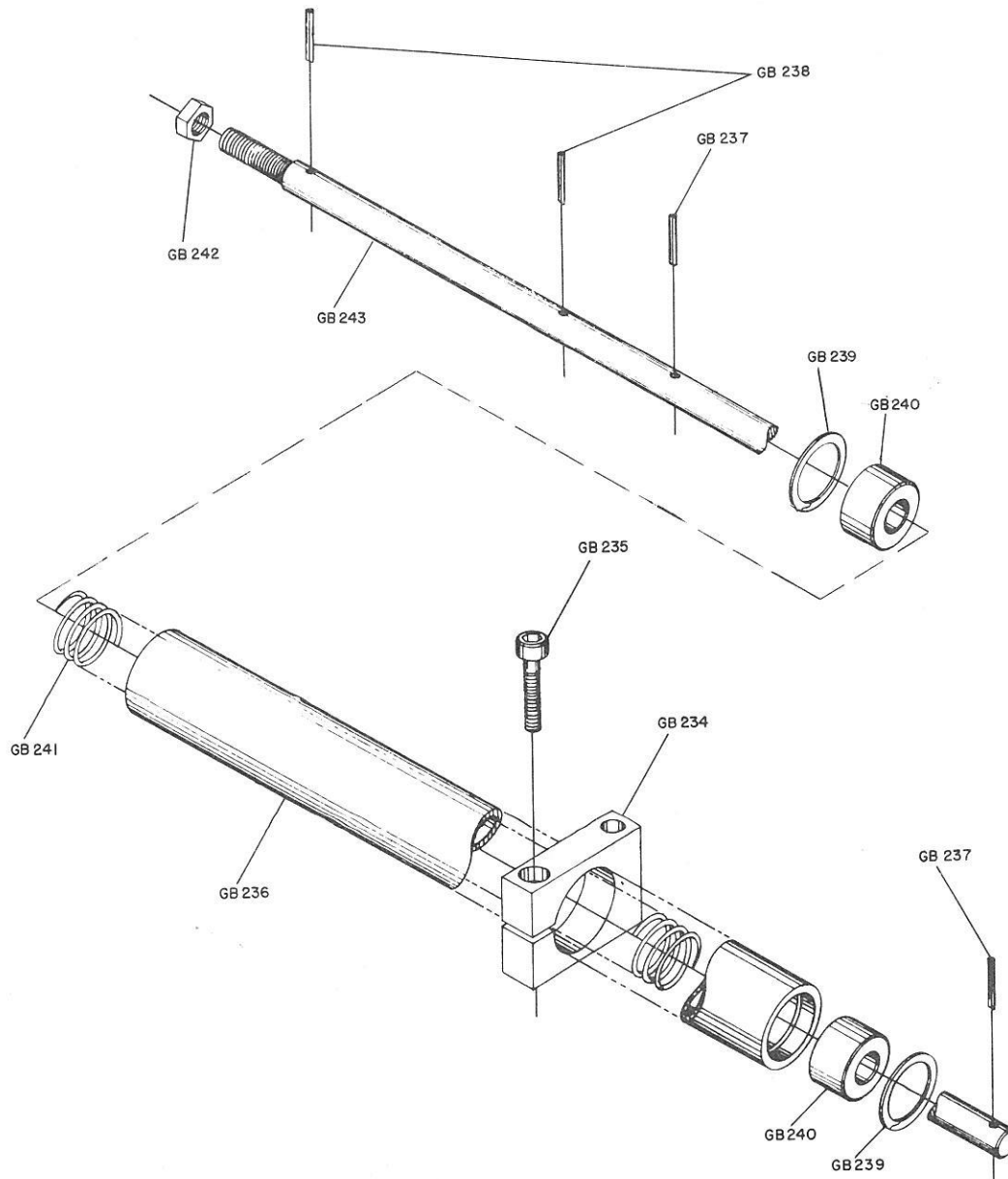
NOTE 3: For machines below S. N. 27001 also order 12-100004-2

NOTE 4: For machines below S. N. 27001 also order 12-100398

DETECTOR ASSEMBLY

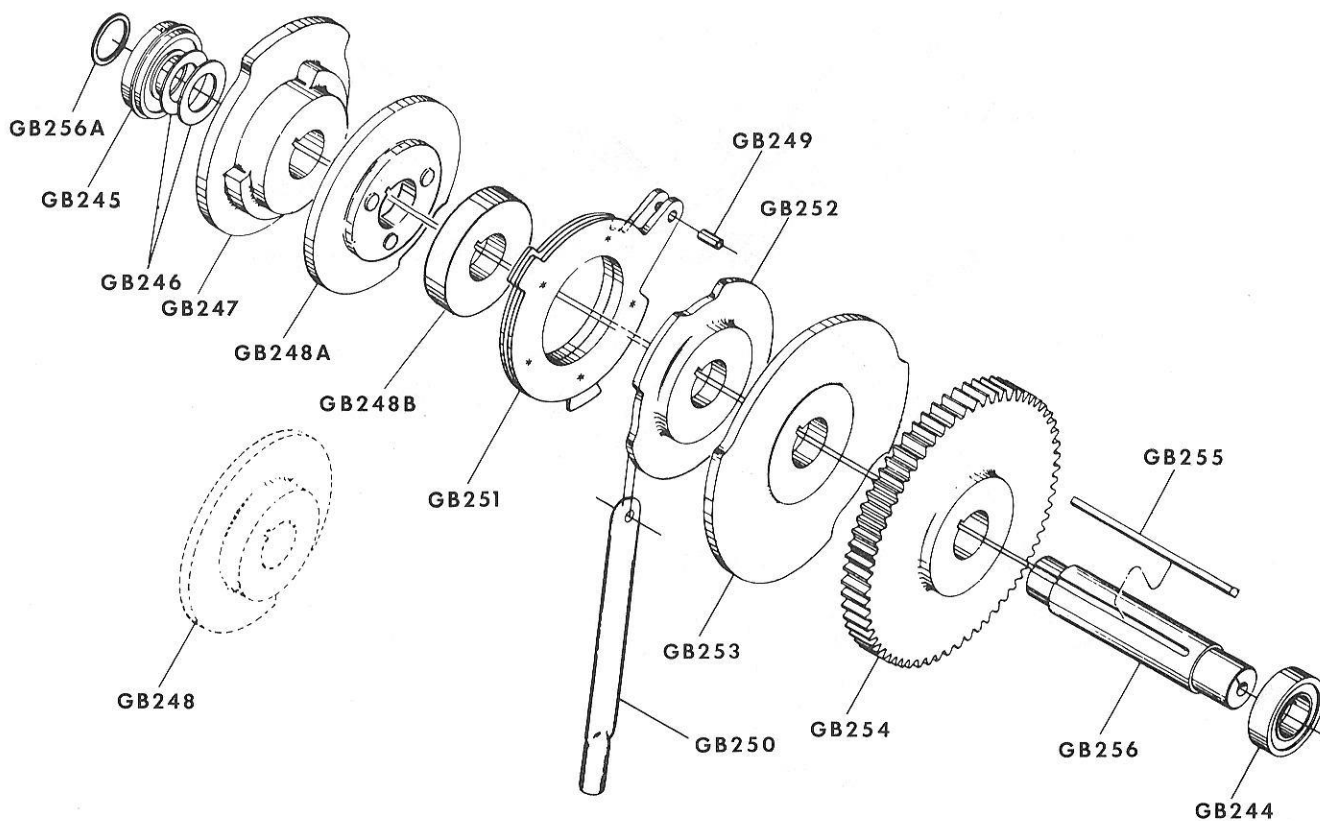


DETECTOR ASSEMBLY

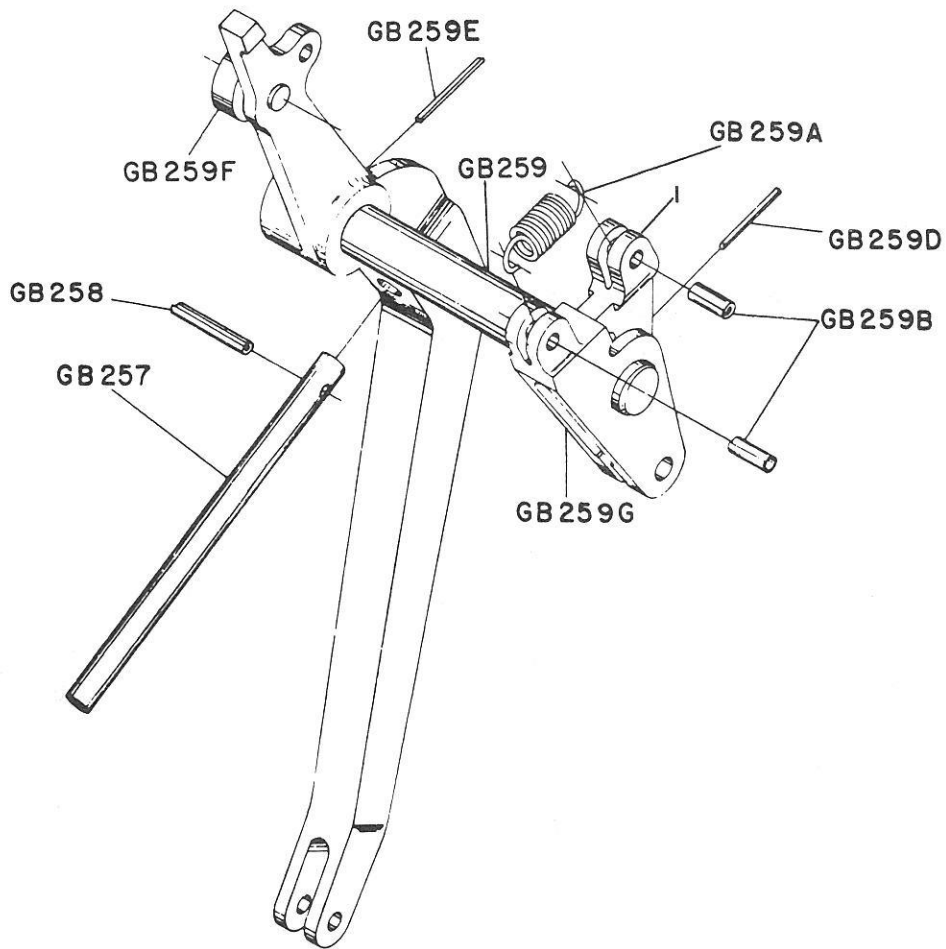


<u>INDEX NO.</u>	<u>PART NO.</u>	<u>DESCRIPTION</u>
GB234	12-100052	Pivot Block
GB235	11-005093	Socket Head Cap Screw
GB236	12-100079	Detector Rod Guide
GB237	11-360257	Spirol Pin
GB238	11-360258	Spirol Pin
GB239	12-100196	Retaining Ring
GB240	12-100139-6	Oilite Bearing
GB241	12-100167	Spring
GB242	11-125201	Hex Jam Nut
GB243	12-100017	Detector Rod

NOTE: To purchase a Detector Rod assembled complete - order part no. 12-100261.

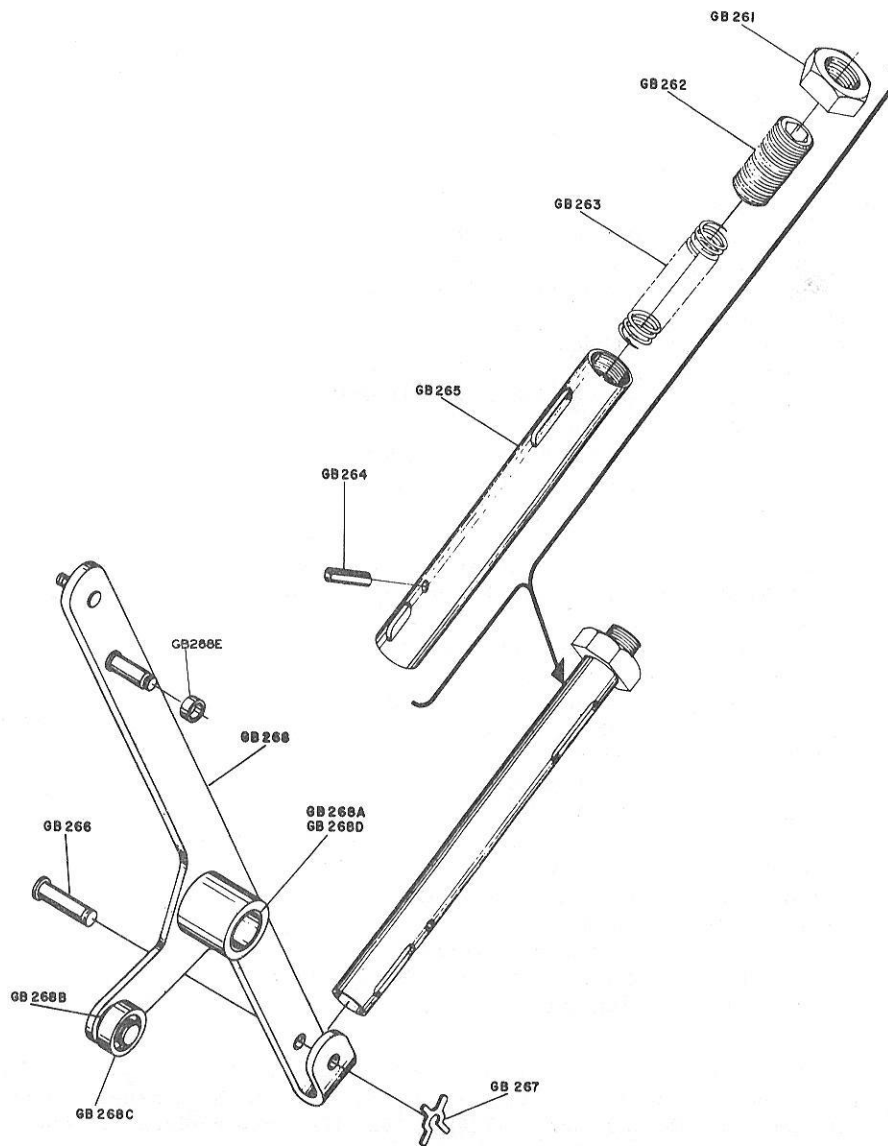


<u>INDEX NO.</u>	<u>PART NO.</u>	<u>DESCRIPTION</u>
GB244	11-431002-000	Bearing
GB245	11-431003-000	Bearing
GB246	10-191550-000	Washer
GB247	12-100037-000	Cam
GB248	N.A.	Cam
GB248A	12-100501-000	Cam
GB248B	12-100502-000	Spacer
GB249	11-345302-000	Roll Pin
GB250	12-100018-000	Detector Rod End
GB251	12-100016-000	Detector Disc (For Machines Prior to 90,000)
	12-102380-000	Detector Disc (For Machines 90,000 and Up)
GB252	12-100111-000	Cam
GB253	12-100112-000	Rake Hook Cam
GB254	12-100198-000	Detector Gear
GB255	12-100187-011	Square Key
GB256	12-100070-000	Detector Shaft
GB256A	12-100416-002	Shim (As req'd)



<u>INDEX NO.</u>	<u>PART NO.</u>	<u>DESCRIPTION</u>
GB257	12-100077-000	Spring Guide
GB258	11-360364-000	Spirol Pin
GB259	12-100101-000	Shaft
GB259A	12-100086-000	Spring
GB259B	11-345304-000	Spirol Pin
GB259D	11-360264-000	Spirol Pin
GB259E	11-360465-000	Spirol Pin
GB259F	11-436000-000	Stud Bearing
GB259G	12-100097-000	Moving Deck & Scissor Latch
1.	12-100175-000	Latch

NOTE: 12-100189 'D' Shaft consists of Indexes GB257 thru GB259G assembled complete.



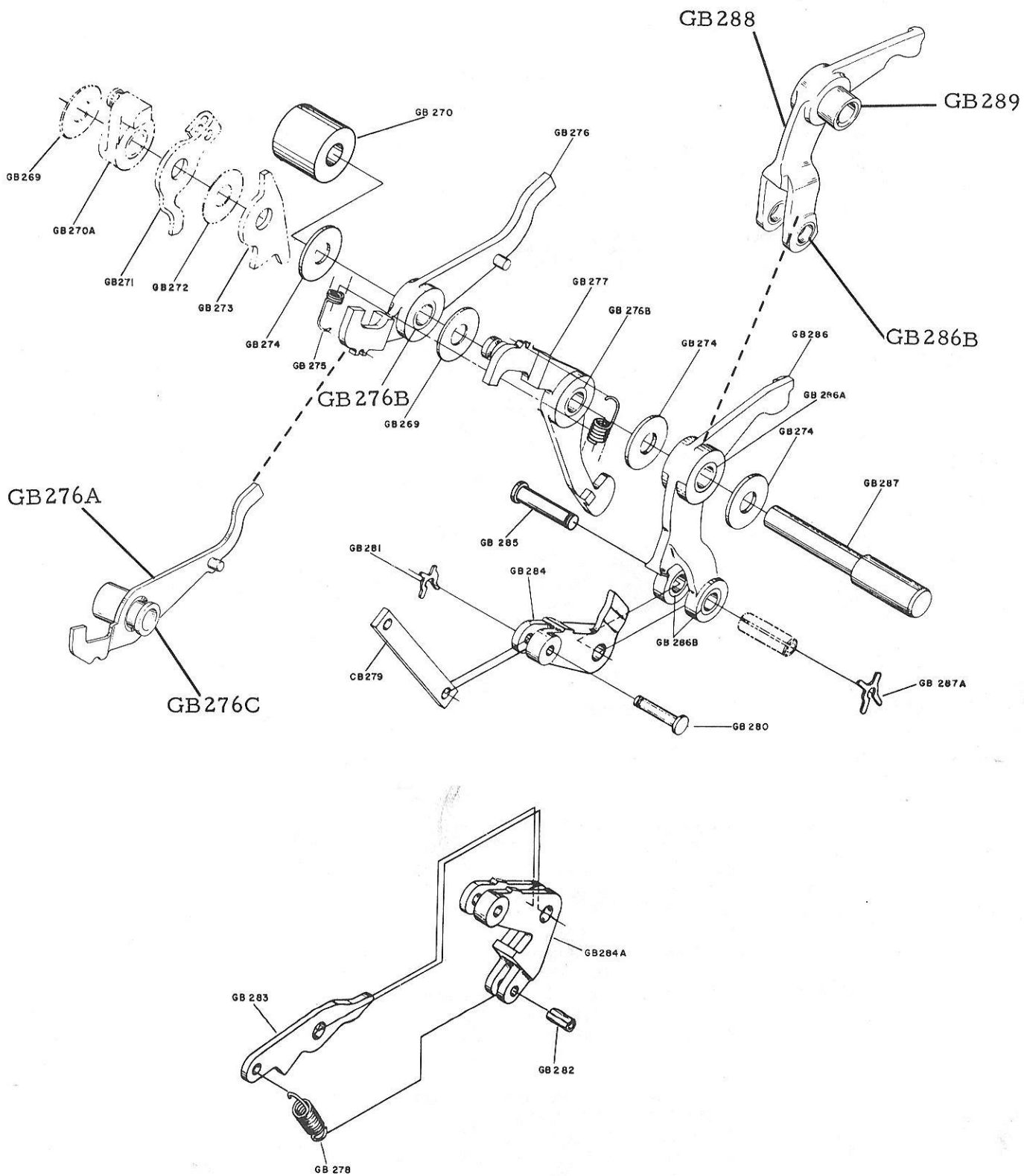
<u>INDEX NO.</u>	<u>PART NO.</u>	<u>DESCRIPTION</u>
GB261	11-125213	Hex Jam Nut
GB262	11-100915	Hex Socket Set Screw
GB263	12-100089	Compression Spring
GB264	11-360460	Spirol Pin
GB265	12-100054	Deck Hook Link
GB266	12-100166-14	Pin
GB267	11-230001	"X" Washer
GB268	12-100410	Hook Selector
GB268A	11-420062	Oilite Bearing (For Machines Prior to Ser. No. 23001)
GB268B	12-100170-18	Washer (For Machines so Equipped)
GB268C	11-436000	Stud Bearing
GB268D	11-420065	Bearing (For Machines Ser. No. 23001 Up)
GB268E	12-100185-19	Spacer

HOOK SELECTOR ASSEMBLY

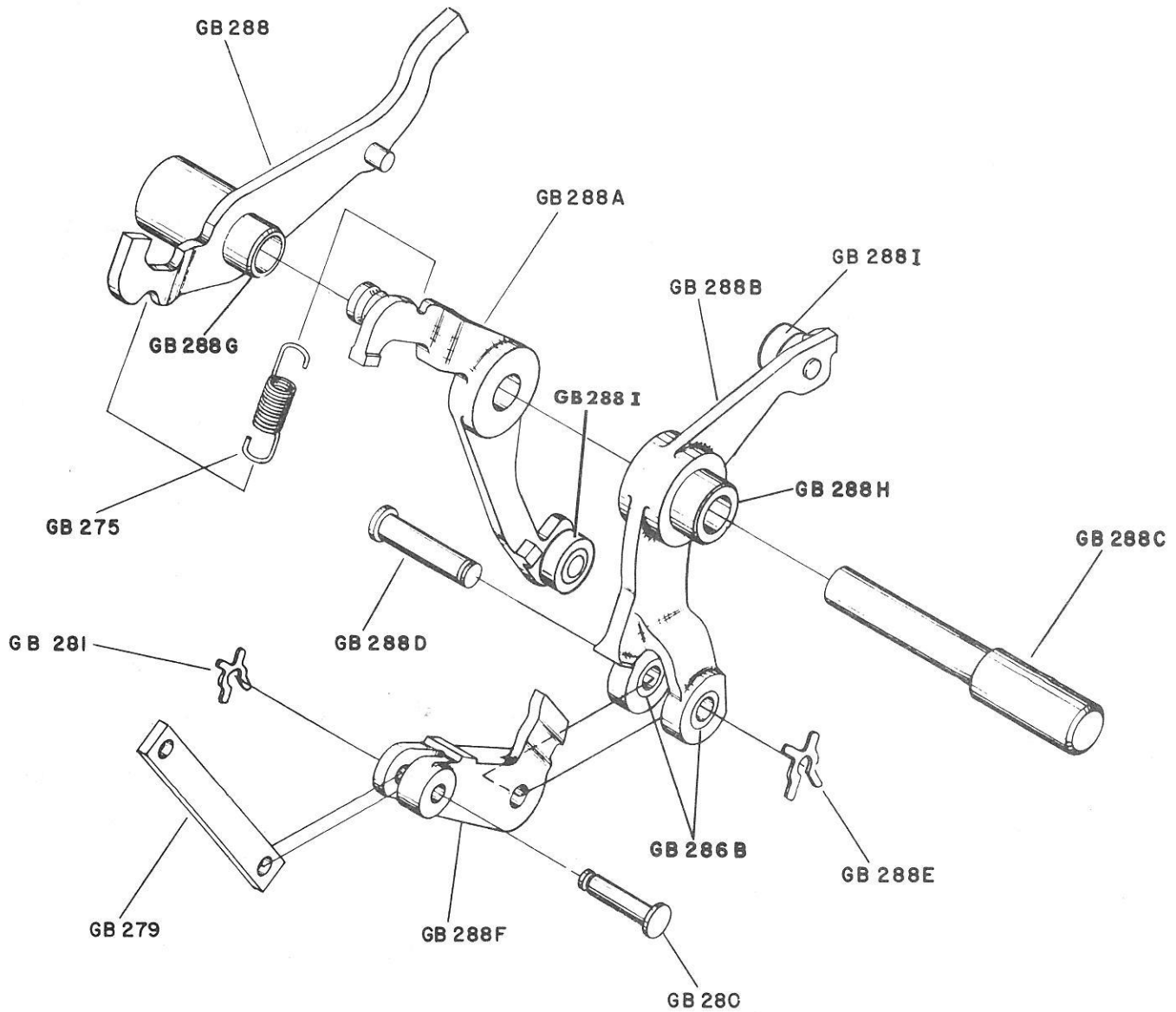
<u>INDEX NO.</u>	<u>PART NO.</u>	<u>DESCRIPTION</u>
GB269	12-100170-9	Washer (1"x. 391 I. D.)
GB270	12-100185-18	Spacer (.613 x 1" O. D.)
GB270A	Obsolete	Spring Lever Assembly
GB271	Obsolete	Lever
GB272	Obsolete	Washer
GB273	Obsolete	Latch
GB274	12-100170-8	Washer (1"x. 391 I. D.)thick
GB275	12-100157	Spring
GB276	Obsolete	Detector Latch Assembly
GB276A	12-100404	Detector Latch Assembly
GB276B	11-420006	Plain Bronze Bearing (3/8"long)
GB276C	11-421062	Bronze Flanged Bearing (1-1/8"long)
GB277	12-100400	Detector Lever Assembly (For Machines S. N. to 90,000)"A"
GB278	12-100118	Spring (For Machines so Equipped)
GB279	12-100113	Link
GB280	12-100166-24	"X" Washer Pin (15/16")
GB281	11-230000	"X" Washer (3/32")
GB282	11-345304	Spirol Pin (3/16x1/2")
GB283	Obsolete	Latch Finger (Replace with 12-100382, Index GB284)
GB284	12-100382	Latch
GB284A	Obsolete	Latch (Replace with 12-100382, Index GB284)
GB285	12-100166-29	"X" Washer Pin (1-19/64")
GB286	Obsolete	Detector Lever Assembly (See Note)
GB286A	11-420053	Plain Bronze Bearing (15/32"long)
GB286B	11-420068	Plain Bronze Bearing (1/4"long)
GB287	12-100004-2	Shaft
GB287A	11-230002	"X" Washer (5/32")
GB288	12-100406	Lever Assembly (For Machines to S. N. 90,000)"A"
GB289	12-100405	Bearing

NOTE: When replacing Lever Assembly GB286 in machines prior to S. N. 23001, order 12-100406 (GB288); also replace the roll pin with "X" Washer Pin 12-100166-29 (GB285) and "X" Washer 11-230002 (GB287A); and replace 12-100004-2 Shaft with 12-100004-4 (GB287).

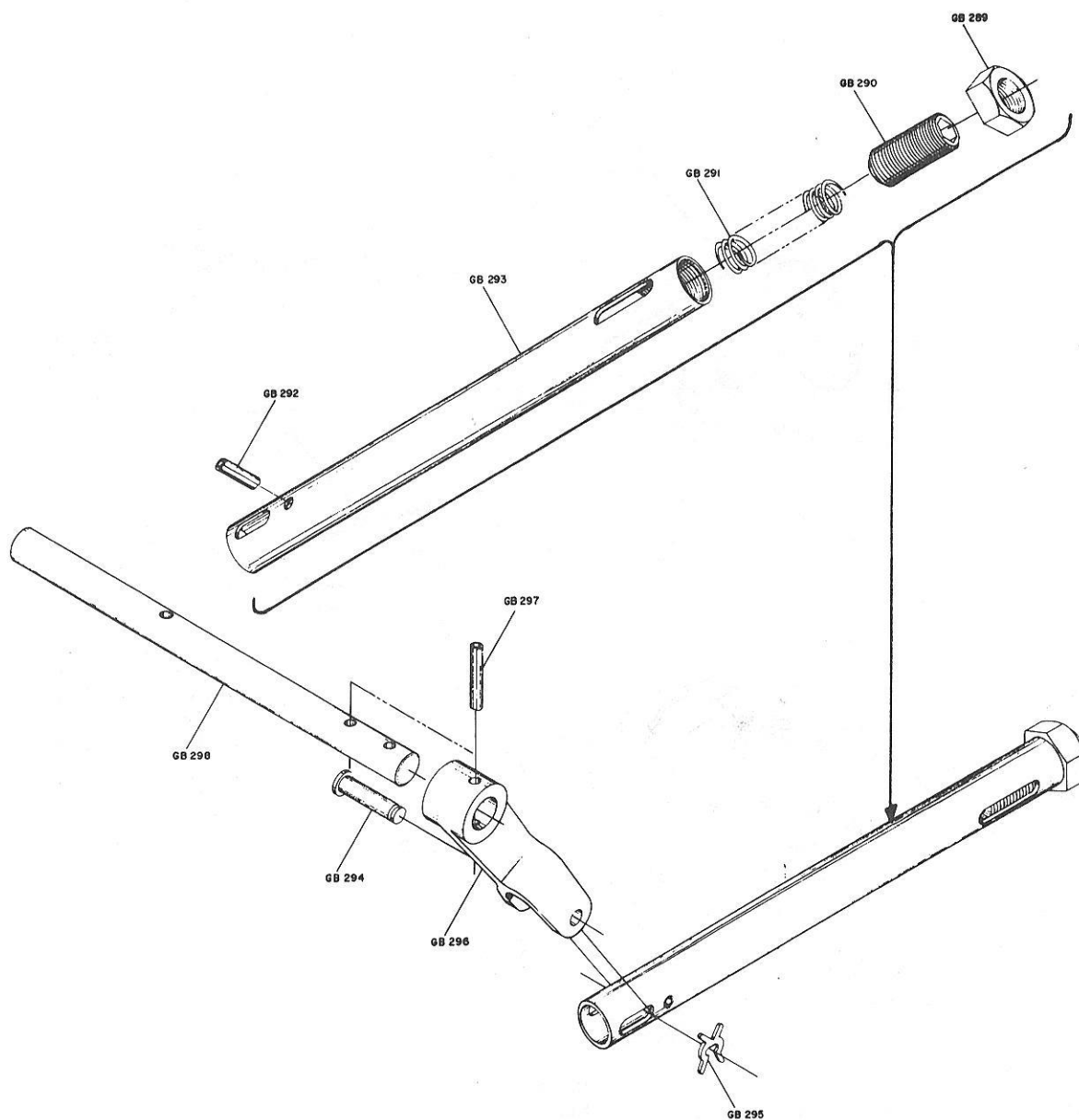
Reference page 24 for the present B Shaft Configuration - Model A-2 Detector.



DETECTOR "B" SHAFT ASSEMBLY

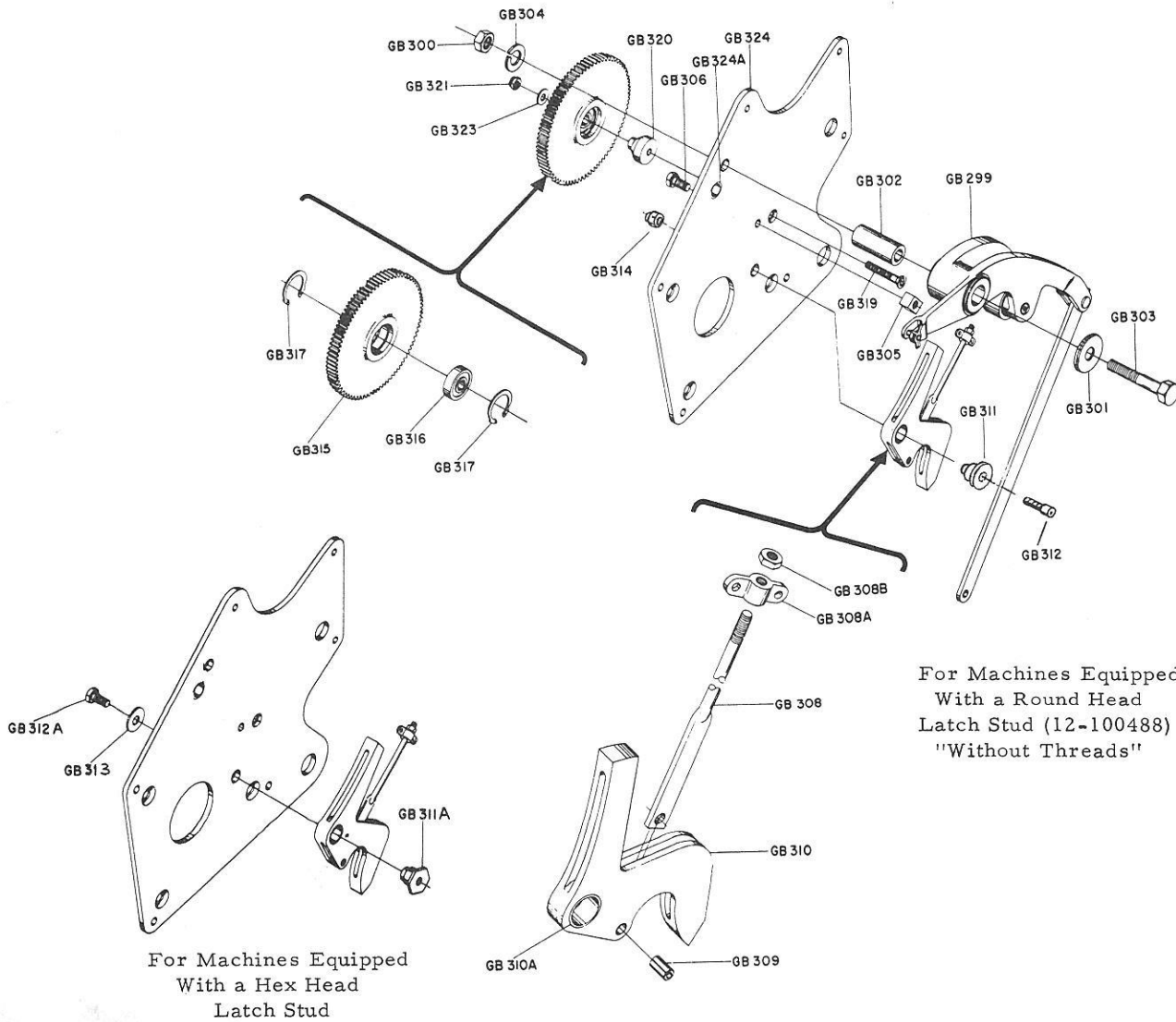


<u>INDEX NO.</u>	<u>PART NO.</u>	<u>DESCRIPTION</u>
GB275	12-100157	Spring
GB279	12-100113	Link
GB280	12-100166-24	"X" Washer Pin (5/16")
GB281	11-230000	"X" Washer (3/32")
GB286B	11-420068	Plain Bronze Bearing (1/4"long)
GB288	12-100404	Detector Latch Assembly
GB288A	12-102400	Detector Lever Assy. (For Machines 90,000 Up) A-2, See page 22 for Model A
GB288B	12-102406	Detector Lever Assy. (For Machines 90,000 Up) A-2, See page 22 for Model A
GB288C	12-100004-4	Shaft
GB288D	12-100166-29	"X" Washer Pin (1-19/64")
GB288E	11-230002	"X" Washer (5/32")
GB288F	12-100382	Latch
GB288G	11-421062	Bronze Flanged Bearing (1-1/8")
GB288H	12-100405	Bearing
GB288I	11-436002	Stud Bearing



<u>INDEX NO.</u>	<u>PART NO.</u>	<u>DESCRIPTION</u>
GB289	11-125213	Hex Jam Nut
GB290	11-100915	Hex Socket Set Screw
GB291	12-100087	Compression Spring
GB292	11-360460	Spirol Pin
GB293	12-100057	Deck Hook Link
GB294	12-100166-14	Pin
GB295	11-230001	"X" Washer
GB296	12-100019	Lever
GB297	11-345312	Roll Pin
GB298	12-100014	Shaft

DETECTOR "C" SHAFT ASSEMBLY

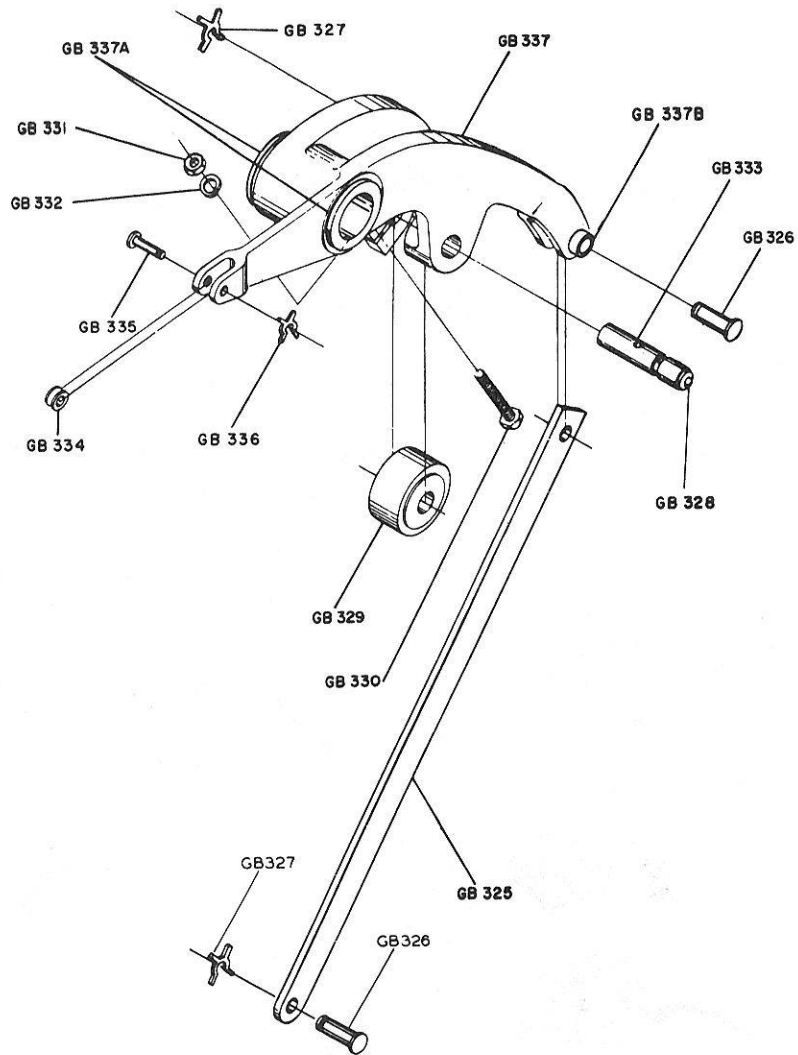


INDEX NO.	PART NO.	DESCRIPTION
GB299		Scissor Cam Lever (See Page 27)
GB300	11-125108	Hex Nut (1/2-13)
GB301	12-100170-7	Washer (Special)
GB302	12-100046-3	Spacer
GB303	11-001517	Cap Screw-H. Hd. (1/2-13 x 3-1/4")
GB304	11-195018	Lockwasher (1/2")
GB305	12-100051	Stop
GB306	11-015367	Bolt & Lockwasher (5/16-18 x 3/4")
GB308	12-100353	Latch Link
GB308A	12-100354	Block
GB308B	11-125203	Hex Jam Nut-R.H. (5/16-24)
GB309	11-345404	Roll Pin
GB310	12-100238-51	Latch & Bearing Assembly

INDEX NO.	PART NO.	DESCRIPTION
GB310A	11-420018	Plain Bearing (Bronze)
GB311	12-100488	Latch Stud
GB311A	N. A.	Latch Stud - Hex Hd. (See Note)
GB312	11-005263	Cap Screw-H. Soc. (5/16-18 x 7/8")
GB312A	11-001262	Cap Screw-H. Hd. (5/16-18 x 3/4")
GB313	11-190012	Washer (5/16")
GB314	11-170009	Locknut (5/16-18)
GB315	12-100233	Idler Gear
GB316	11-430012	Bearing (Single Row - Radial)
GB317	11-531008	Retaining Ring
GB319	11-007190	Cap Screw-F. Hd. (1/4-20 x 1-3/4")
GB320	12-100080	Stud
GB321	11-170007	Locknut (1/4-20)
GB323	11-190010	Washer (1/4")
GB324	12-100207	Mounting Plate
GB324A	11-421015	Oilite Bearing (Flanged)

NOTE: The Hex Head Latch Stud is no longer available. Order 12-100488 (GB311), 11-005263 (GB312) and 11-170009 (GB314).

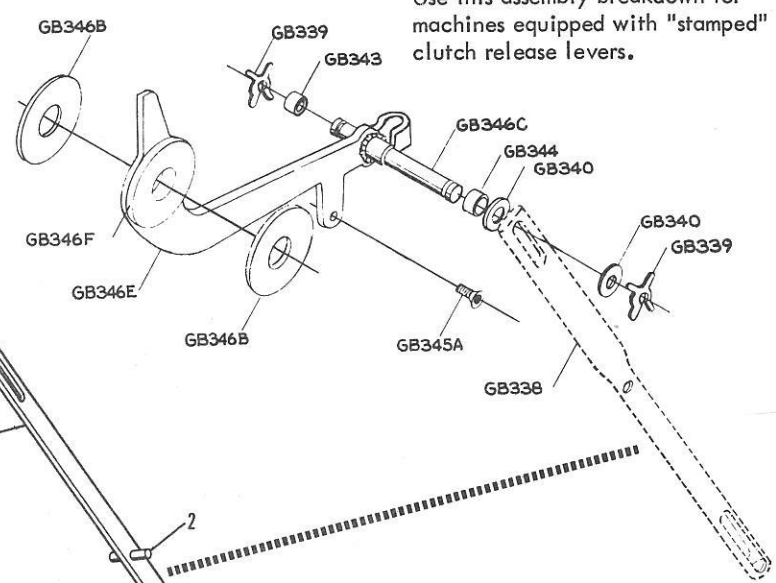
MOUNTING PLATE ASSEMBLY



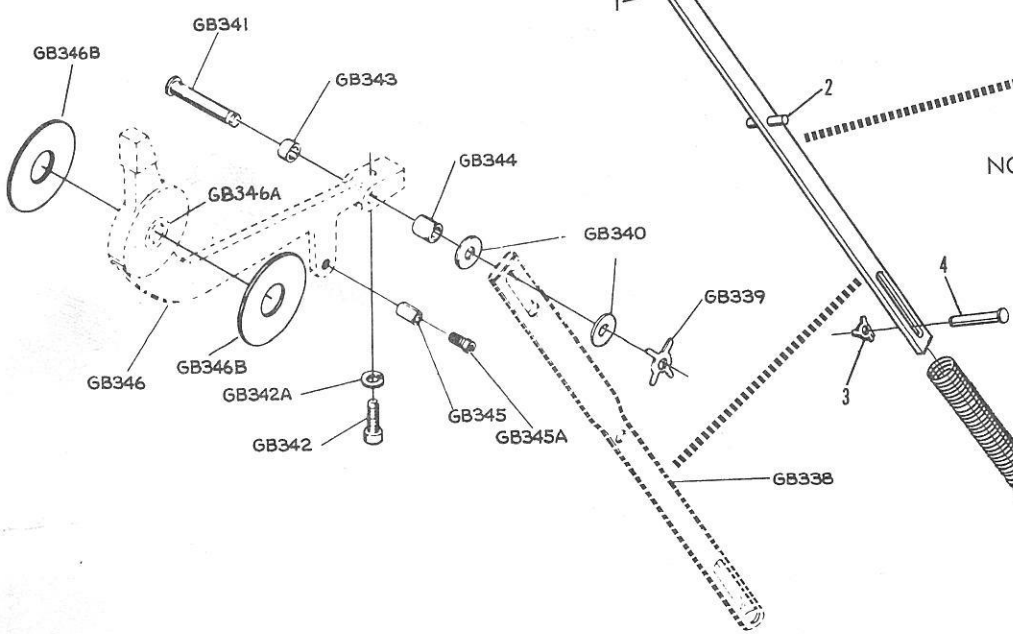
<u>INDEX NO.</u>	<u>PART NO.</u>	<u>DESCRIPTION</u>
GB325	12-100219	Cam Lever Link
GB326	12-100166-21	Pin
GB327	11-230002	"X" Washer
GB328	11-280002	Gits Ball Valve
GB329	11-450301	Bearing
GB330	11-001068	Hex Head Cap Screw
GB331	11-125004	Hex Nut
GB332	11-195010	Lockwasher
GB333	12-100305	Pin Assembly
GB334	10-376010	Spring Roller
GB335	12-100166-6	Pin
GB336	11-230000	"X" Washer
GB337	12-100365	Lever and Bearing Assembly
GB337A	11-421109	Oilite Bearing
GB337B	11-420038	Bearing (2 Req'd)

SCISSOR CAM LEVER ASSEMBLY

Use this assembly breakdown for machines equipped with "stamped" clutch release levers.

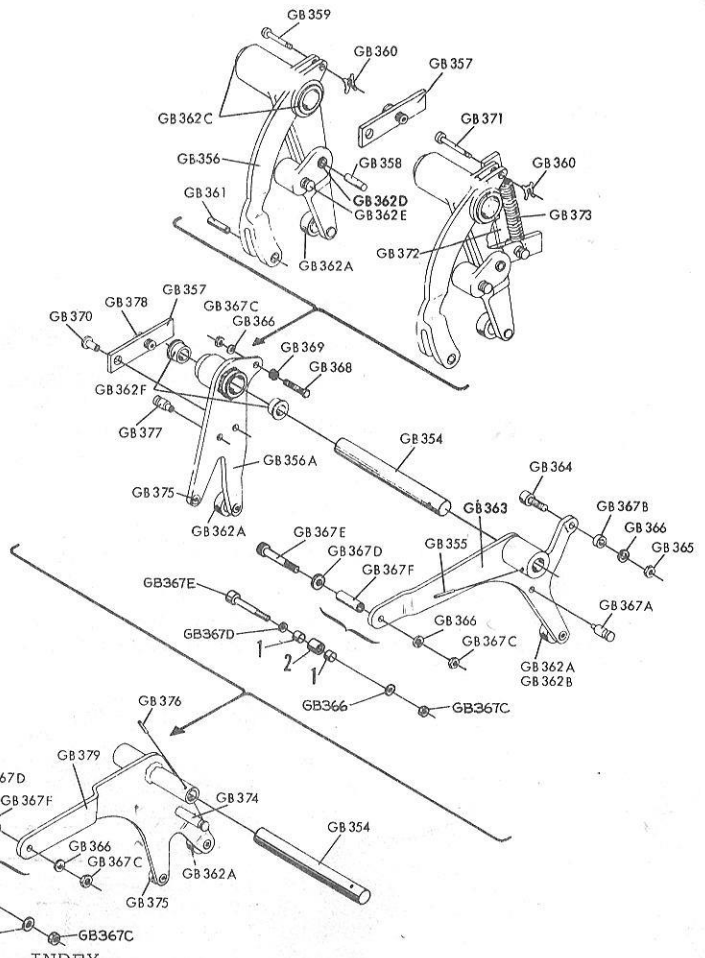
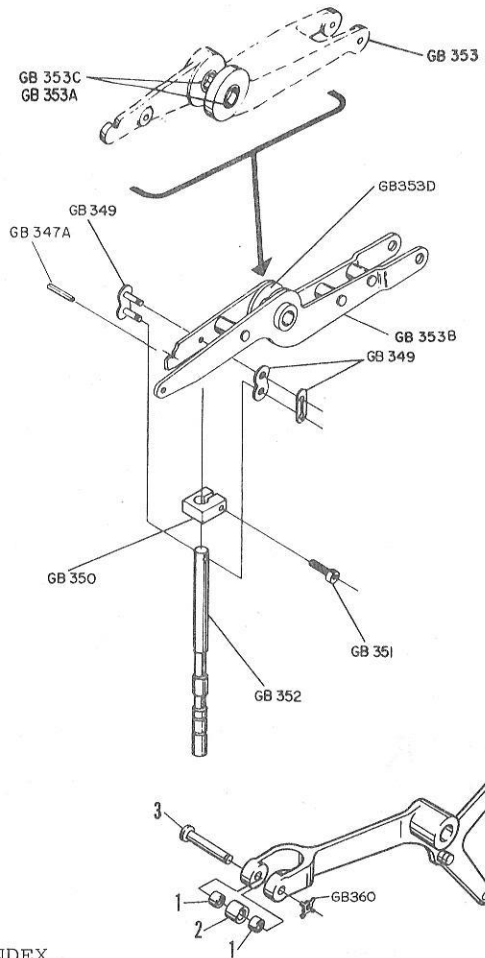


Use this assembly breakdown for machines equipped with "casting" clutch release levers.



NOTE: When replacing the clutch release lever 12-100708 in machines prior to serial number 1593, order spacer 12-100338-3 (2 required). (See pages 4 and 5 - GB90.)

INDEX NO.	PART NO.	DESCRIPTION
GB338	N.A.	Link (Tubular) (Order 12-862867)
GB339	11-230001-000	X-Washer (1/8")
GB340	11-190010-000	Washer (1/4")
GB341	12-100166-017	Pin
GB342	11-005120-000	Cap Screw-H. Soc. (10-32 X 5/8")
GB342A	11-196008-000	Hi-Collar Lockwasher (#10)
GB343	12-100030-003	Roller
GB344	12-100030-004	Roller
GB345	11-345404-000	Roll Pin (For Machines So Equipped)
GB345A	11-007085-000	Cap Screw-F.Hd. (10-24 X 5/16") for machines #53,856 and up
GB346	N.A.	Clutch Release Lever (Order Index No. GB346E)
GB346A	12-100304-000	Oilite Bearing
GB346B	12-100298-000	Spacer
GB346C	12-100703-000	Pin
GB346E	12-100708-000	Clutch Release Lever (See Note)
GB346F	11-421096-000	Oilite Bearing (Flanged)
1.	12-100904-000	Link-Clutch Release Lever
2.	11-345310-000	Roll Pin
3.	11-230001-000	X-Washer
4.	12-100166-007	X-Washer Pin
5.	12-100167-000	Compression Spring

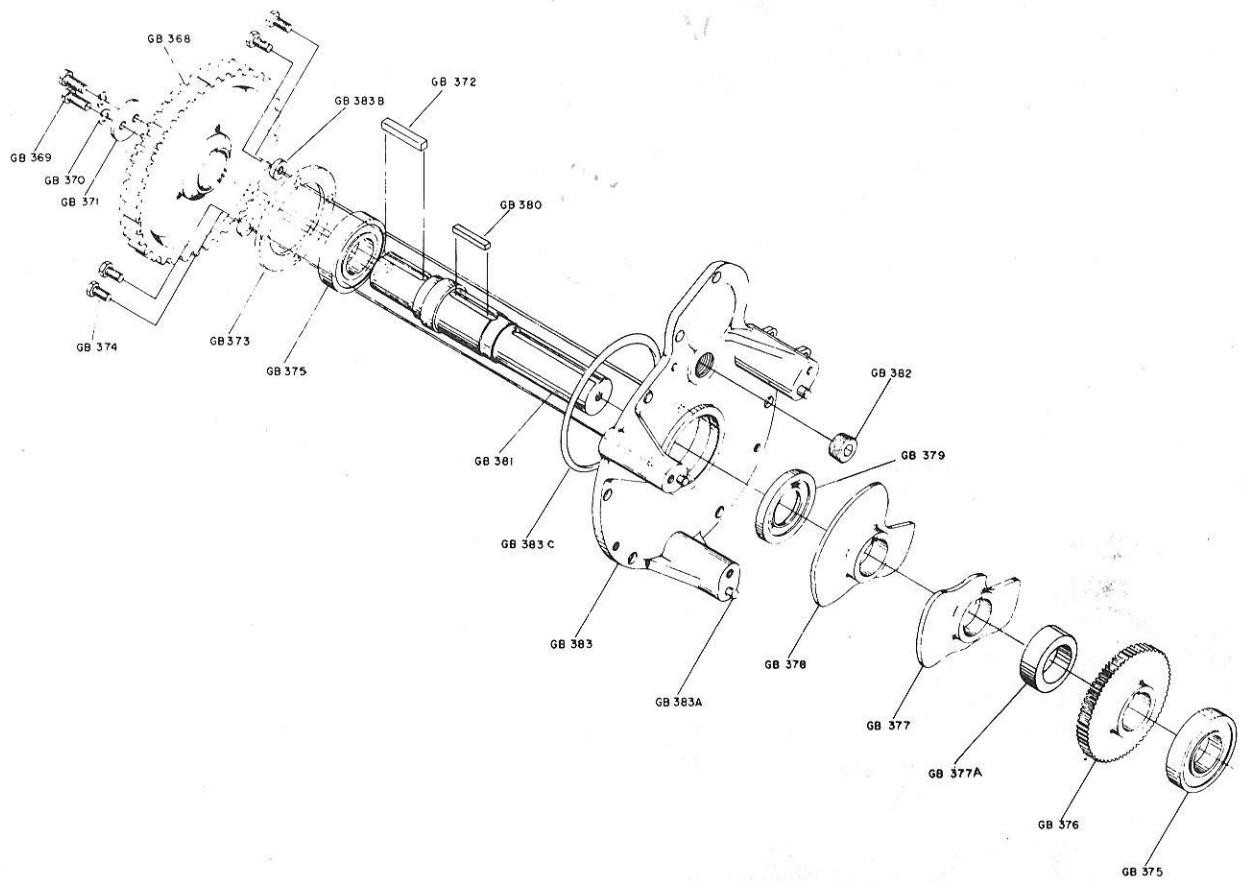


INDEX NO.	PART NO.	DESCRIPTION
GB347A	11-345302-000	Roll Pin (Mach. prior to 2295)
GB349	11-600001-000	Connecting Link (3 Parts)
GB350	12-100050-000	Stop Collar
GB351	11-005120-000	Socket Head Cap Screw
GB352	12-100093-000	Plunger Assembly
GB353	Obsolete	Lever Assembly (See Note)
GB353A	11-421056-000	Bearing (Mach. prior to 1593)
GB353B	12-100465-000	Lever Assembly
GB353C	12-100334-000	Bearing (Mach. 1593 to 75104)
GB353D	12-100469-000	Bearing
GB354	12-100106-000	Shaft
GB355	11-360464-000	Spirol Pin
GB356	Obsolete	Clutch Reset Lever Assy
GB356A	12-100490-000	Clutch Reset Lever Assy
GB357	12-100033-000	Reset Latch Assembly
GB358	11-345410-000	Roll Pin (Mach. prior to 81190)
GB359	12-100166-004	X-Washer Pin (Mach. prior to 81190)
GB360	11-230001-000	X-Washer (1/8")
GB361	11-360554-000	Spirol Pin (Mach. prior to 81190)
GB362A	11-436001-000	Stud Bearing
GB362B	12-100170-019	Washer
GB362C	11-421024-000	Bearing (2) (Mach. prior to 81190)
GB362D	11-420003-000	Bearing (2) (Mach. prior to 81190)

INDEX NO.	PART NO.	DESCRIPTION
GB362E	12-100169-007	Spring Pin (Mach. prior to 81190)
GB362F	11-421093-000	Bearing (2)
GB363	12-100176-000	Clutch Reset Lever
GB364	11-437000-000	Cam Follower Stud Bearing
GB365	11-125005-000	Hex Nut (10-32)
GB366	11-195010-000	Lockwasher (#10)
GB367A	12-100115-003	Spring Pin
GB367B	12-100170-021	Washer
GB367C	11-125004-000	Hex Nut (10-24)
GB367D	11-190010-000	Washer (1/4")
GB367E	11-106504-000	Stripper Bolt
GB367F	12-100030-005	Roller
GB368	11-001062-000	Bolt (10-24 X 7/8")
GB369	12-150130-005	Spring Wheel
GB370	12-100493-003	Rivet Pin
GB371	12-100166-005	X-Washer Pin
GB372	12-102033-000	Link
GB373	12-100049-000	Spring
GB374	12-102115-000	Spring Post
GB375	12-100493-002	Rivet Pin
GB376	11-360460-000	Spirol Pin
GB377	12-100494-000	Spring Post
GB378	12-100032-000	Link Pin
GB379	12-102176-000	Clutch Reset Lever Assy (A-2)
1.	12-100030-007	Roller
2.	11-481028-000	Bearing
3.	10-229007-000	Pin

NOTE: When replacing GB353 on machines Serial No. prior to #1593, order 12-100465 Lever Assembly plus 2 each 12-100338-004 Spacers. Reference Pages 4-5, Index GB90.

<u>INDEX NO.</u>	<u>PART NO.</u>	<u>DESCRIPTION</u>
GB368	12-100140-000	Spur Gear
GB369	11-001909-000	Hex Head Cap Screw
GB370	11-195015-000	Lockwasher
GB371	12-100223-000	Washer
GB372	12-100187-007	Square Key .312 X .312 X2"
GB373	Obsolete	Bearing Retaining Ring- Use GB383B
GB374	11-015287-000	Hex Head Bolt & Washer Assembly
GB375	11-430011-000	Bearing
GB376	12-100068-000	Drive Gear
GB377	12-100123-000	Extended Cycle Cam (For Machines Prior to Serial No. 90,000)
GB377A	12-102123-000	Spacer (For Machines Serial No. 90,000 and Up)
GB378	12-100122-000	Extended Cycle Cam
GB379	12-100088-000	Oil Seal
GB380	12-100164-000	Flat Key .2490 X .3110 X 1 5/8"
GB381	12-100130-000	Shaft
GB382	11-030004-000	Pipe Plug
GB383	12-860628-000	Cover & Pin Assembly
GB383A	11-340158-000	Dowel Pin
GB383B	12-100433-000	Bearing Retainer (2 req'd)
GB383C	11-625530-000	"O" Ring (Machines so Equipped)



INDEX NO.	PART NO.	DESCRIPTION
GB384	11-002365	Cap Screw - H.Hd. (5/8-11 x 1-1/4")
GB385	12-100170-3	Washer (1-1/4 x .656 I.D.)
GB386	11-430008	Bearing
GB387	12-100046-4	Spacer
GB389	11-002125	Cap Screw - H.Hd. (3/8-16 x 1-1/4")
GB390	11-195016	Lockwasher (3/8")
GB391	12-100216	Deck Link Adjusting Sleeve
GB392	N.A.	Deck Link Connector - (Order 12-100503)
GB393	12-100217	Deck Lowering Link
GB394	12-100185-9	Spacer (1-3/8"O.D.x 1"I.D.)
GB395	12-100220	Crank Pin
GB397A	12-100830	Clamp Ring
GB397B	12-100898	Cover
GB398A	11-007182	Cap Screw - H.Soc.F.Hd. (1/4-20 x 3/4")
GB398B	11-007061	Fl. Hd. Hex Soc. Cap Screw (8-32 x 3/8")
GB399		Deck Lift Hook Assembly (See Pgs. 36 & 37 for breakdown)
GB400	12-100290	"O" Ring
GB400A	12-100458	Felt Pad
GB401	Obsolete	Felt Wick
GB401A	12-100457	Felt Wick
GB402	11-430003	Bearing
GB403	11-007344	Cap Screw - H.Soc.F.Hd. (3/8-16 x 1")
GB404	12-100065-2	Washer
GB405	12-100185-5	Spacer (1-3/4 O.D. x 1-3/16 I.D.)
GB406	12-100150	Gear
GB407	12-100185-6	Spacer (1.875 O.D. x 1.50 I.D.)
GB408	11-625003	Oil Seal (Spring Loaded)
GB409	Obsolete	Bearing Retainer (Use GB409A 12-100431)
GB409A	12-100431	Bearing Retainer (2 Req'd.) (See Note)
GB410	11-007264	Cap Screw - H.Soc.F.Hd. (5/16-18 x 1")
GB411	11-430017	Bearing
GB412	11-625001	Oil Seal (Spring Loaded) (For Machines Prior to Serial #7180)
GB412A	11-625005	Oil Seal (Spring Loaded) (For Machines Serial #7180 & Up)
GB413	11-030004	Allen Pipe Plug
GB414	12-100177	Gear Box Cover (When ordering this cover, also order Seal GB412A)
GB414A	11-005263	Cap Screw - Hex Soc. (5/16-18 x 7/8")
GB414C	12-100344-2	Gasket
GB414D	12-100340	Gasket
GB415	12-100187-5	Square Key (.375 x .375 x 2")
GB416	12-100896	Spacer
GB417	11-005182	Cap Screw - Hex Soc. (1/4-20 x 3/4") (For Machines Serial # prior to 21240)
GB417A	11-007184	Cap Screw - H.Soc.F.Hd. (1/4-20 x 1") (For Machines Serial #21240 & Up)
GB418A	N.A.	Deck Lift Eccentric (Forged - One Piece, Order 12-100900-92)

INDEX NO.	PART NO.	DESCRIPTION
GB418B	12-100900-92	Deck Lift Crank Eccentric Shaft and Plate Assembly
1.	11-280002	Grease Fitting
2.	11-481030	Bearing
3.	11-533028	Spirolox Retaining Ring
4.	12-100504	Inner Ring
5.	11-125104	Hex Nut (3/8-16)
6.	11-170011	Lock Nut (3/8-16)
7.	12-100506	"U" Bolt
8.	12-100507	Bearing Block
9.	12-100387	Deck Lift Hook Cam (For Machines Prior to 90,000)
10.	12-100831	Deck Lift Hook Cam (For Machines #90,000 Up)

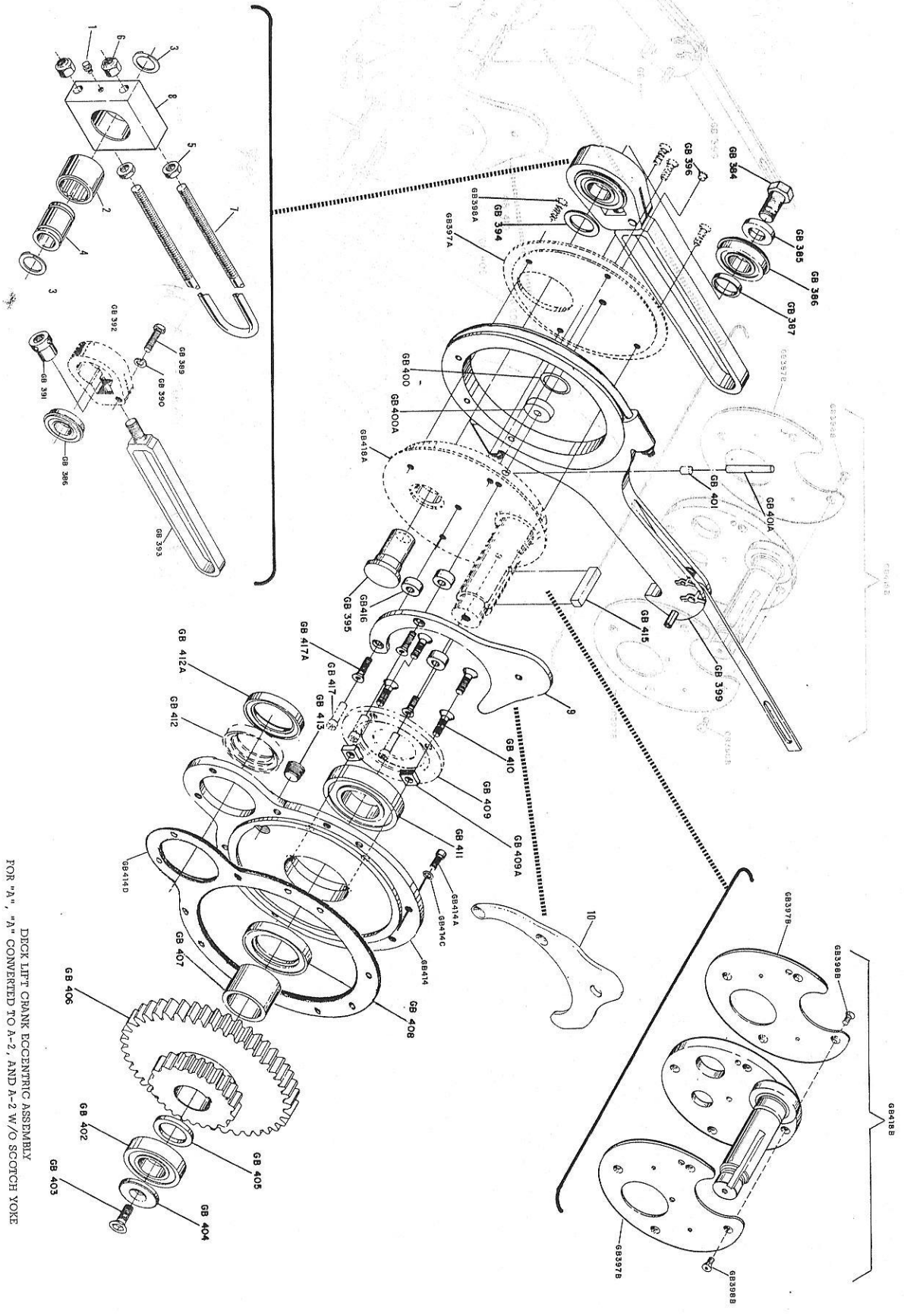
NOTE: 12-100503 consists of Index No's.
1-8 assembled complete.

NOTE: GB 396 12-100288 Oiler No Longer Used.
Order 1 ea. 12-100458 Index 400A and
1 ea. 12-100457 Index 401A

NOTE: Bearing Retainer 12-100431 replaces
Bearing Retainer GB409 and should be
used on all machines when replacing
the Deck Lift Crank GB418.

DECK LIFT CRANK ECCENTRIC ASSEMBLY

FOR "A", "A" CONVERTED TO A-2, AND A-2 W/O SCOTCH YOKE



DECK LIFT CRANK ECCENTRIC ASSEMBLY
 FOR "A", "A" CONVERTED TO A-2, AND A-2 W/O SCOTCH YOKE

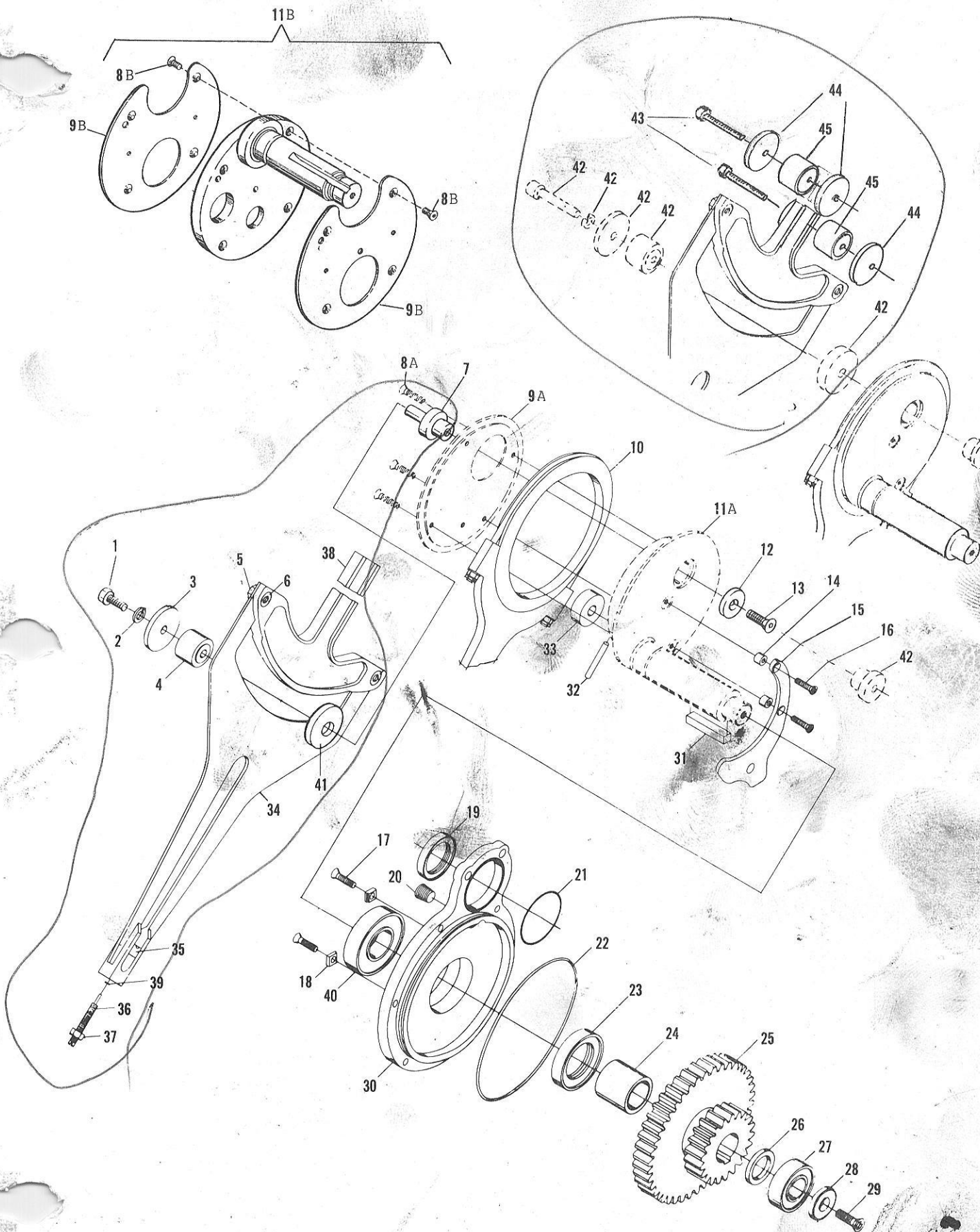
INDEX NO.	PART NO.	DESCRIPTION
1.	11-001384	Cap Screw - H.Hd. (3/8-24 x 1")
2.	11-195016	Lockwasher (3/8")
3.	12-102753	Spacer
4.	11-450101	Bearing-Ring & Roller Assy.
5.	11-170011	Locknut (3/8-16) (2 Req'd.)
6.	11-007346	Cap Screw - F.Hd. (3/8-16 x 1-1/4") (2 Req'd.)
7.	12-102754	Bearing Stud
8A.	11-007182	Cap Screw - F.Hd. (1/4-20 x 3/4")
8B.	11-007061	Cap Screw - F.Hd. (8-32 x 3/8")
9A.	12-100830	Clamp Ring (For Forged Eccentric)
9B.	12-100898	Cover
10.		Deck Lift Assy. (See Page 36 and 37 for Breakdown)
11A.	12-100829	Deck Lift Crank Eccentric - (Forged - 1 Piece, Order 12-100900-92
11B.	12-100900-92	Deck Lift Crank Eccentric
12.	10-193013	Countersunk Washer
13.	11-007384	Cap Screw - F.Hd. (3/8-24 x 1")
14.	12-100896	Spacer
15.	12-100831	Deck Lift Hook Cam (For Machines #90000 and Up) A-2
	12-100387	Deck Lift Hook Cam (For Machines Prior to #90000) A
16.	11-007184	Cap Screw - F.Hd. (1/4-20 x 1")
17.	11-007264	Cap Screw - F.Hd. (5/16-18 x 1")
18.	12-100431	Bearing Retainer
19.	11-625005	Oil Seal
20.	11-030004	Allen Pipe Plug
21.	11-625529	"O" Ring
22.	11-625530	"O" Ring
23.	11-625003	Oil Seal
24.	12-100185-6	Spacer
25.	12-100150	Gear
26.	12-100185-5	Spacer
27.	11-430003	Bearing (Single Row-Radical)
28.	12-100065-2	Washer
29.	11-007344	Cap Screw - F.Hd. (3/8-16 x 1")
30.	12-100177	Gear Box Cover
31.	12-100187-5	Square Key
32.	12-100457	Felt Wick
33.	12-100458	Felt Pad
34.	12-102816	Plate
35.	12-102791	Block
36.	12-102792	Adjusting Stud
37.	11-125208	Hex Jam Nut - R.H. (1/2-13)
38.	12-102815	"T" Track
39.	11-532003	Retaining Ring
40.	11-430017	Bearing (Single Row-Radical)
41.	10-385529	Spacer
42.	Obsolete	Order Kit 12-862073 (See Note Below)

INDEX NO.	PART NO.	DESCRIPTION
43.	11-005474	Cap Screw -H.Soc.Hd. (7/16-20 x 2-1/2")
44.	12-102789	Spacer
45.	11-450304	Bearing (Cam Fol.Type w/o Stud)

NOTE: Scotch Yoke Modification Kit - P.N 12-862073 consists of the following:

1 ea.	10-193013	Countersunk washer - Index 12
1 ea.	10-385529	Spacer - Index 41
1 ea.	11-001384	Hex Hd. Cap Screw - Index 1
1 ea.	11-007384	F.Hd.Soc.Screw - Index 13
1 ea.	11-195016	Lockwasher - Index 2
1 ea.	11-450101	Bearing-Ring & Roller Assy. - Index 4
1 ea.	12-102753	Spacer - Index 3
1 ea.	12-102754	Bearing Stud - Index 7

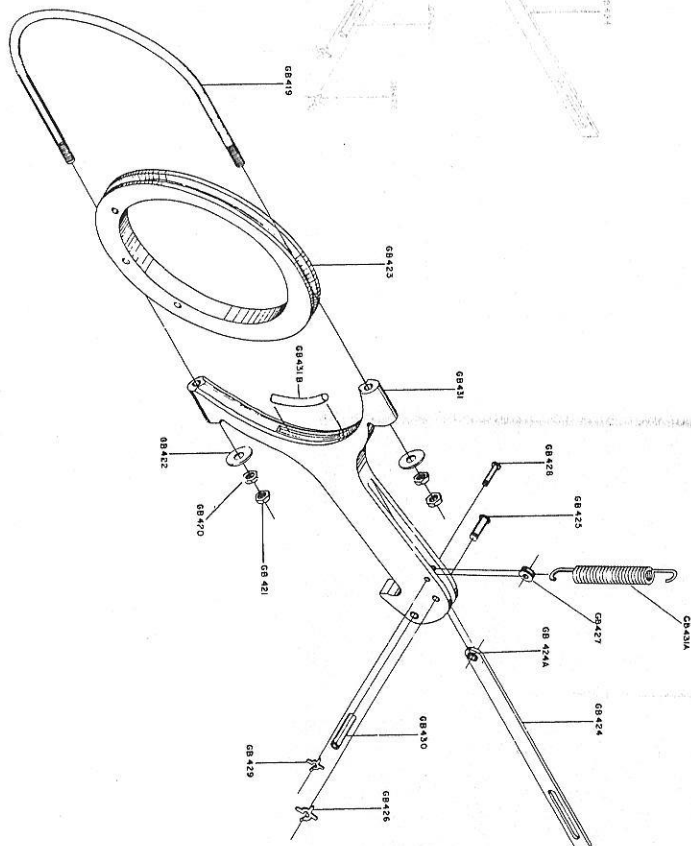
DECK LIFT CRANK ECCENTRIC ASSEMBLY
FOR A-2 MACHINES W/SCOTCH YOKE ONLY



DECK LIFT CRANK ECCENTRIC ASSEMBLY
FOR A-2 MACHINES W/SCOTCH YOKE ONLY

<u>INDEX</u> <u>NO.</u>	<u>PART NO.</u>	<u>DESCRIPTION</u>
GB419	12-100282	Deck Hook "U" Bolt
GB420	11-125103	Hex Nut
GB421	11-125203	Jam Nut
GB422	11-190012	Plain Washer
GB423	12-100283	Eccentric
GB424	12-100357	Connecting Link (When Ordering for Machines Prior to Serial #4400, Also Order Pin GB425) (2 Req'd.)
GB424A	N.A.	Bearing (Order 12-100357)
GB425	12-100166-27	Pin
GB426	11-230001	"X" Washer
GB427	10-376010	Spring Wheel
GB428	12-100166-22	Pin
GB429	11-230000	"X" Washer
GB430	11-360619	Spirol Pin
GB431	12-100832	Deck Lift Hook
GB431A	12-100107	Spring
GB431B	12-100480	Key (For Machines So Equipped)

DECK LIFT HOOK ASSEMBLY



AUG 81

DECK LIFT HOOK ASSEMBLY

INDEX NO.	PART NO.	DESCRIPTION	INDEX NO.	PART NO.	DESCRIPTION	INDEX NO.	PART NO.	DESCRIPTION
GB431	12-102159-000	Adaptor For Japanese Made Machines	GB449B	11-001376-000	Hex Head Cap Screw (for All "A-2" Machines New OR Converted)	33.	12-102163-000	Support Plate
GB432	12-100073-000	Bearing Cap, HD. H.	GB449C	12-100344-003	Gasket (for All "A-2" Machines New or Con-verted)	34.	11-4370-000	Bearing
GB433	11-007264-000	Socket	GB450	12-100384-000	Spacer (for Machines So Called)	35.	11-008088-000	Cap Screw-Pt. Hd Locking
GB434A	11-432001-000	Bearing, Housing	GB451	11-625538-000	Housing	36.	12-102165-000	Retainer
GB434B	12-100173-000	Shim .030	GB452	12-100372-000	Sleeve Assy.	37.	12-102166-002	Shim .010
GB434C	12-100059-003	Shim .020	GB452A	12-100115-002	Welsh Plug	38.	12-102166-004	Shim .020
GB434D	12-100059-000	Shim .010	GB452B	11-251000-000	Rake Crank Housing (only)	39.	12-102162-000	Lock Washer
GB435	11-125002-000	Oil Ring	GB453	N.A.		40.	11-125102-000	Hex Nut
GB436	11-125002-000	Cable & Tube Assembly (See Pages 40 & 41)				41.	11-575071-000	Ball
GB437	12-100281-000	Hex Nut & Lockwasher						
GB438	11-176001-000	Hex Nut						
GB438A	11-123102-000	Lockwasher	GB454	12-102373-000	Bumper Button			
GB439	11-195015-000	Hex Head Bolt	GB455	11-125200-000	Hex Jam Nut-R.H. (1/4-20)			
GB440	11-001262-000	Support Plate Assembly	GB456	12-100093-000	Plunger Assembly			
GB441	12-100165-000	Hex Head Bolt	GB457	12-860565-000	Deck & Flyret Jam Protection Kit(See Note III)			
GB442	11-001264-000	Spacer						
GB443	12-100185-007	Spur Gear						
GB444	12-100151-000	Worm Wheel (60:1)						
GB445	12-100174-002	Bearing						
GB446	11-430002-000	Square Key (.375 X 7/8)						
GB447	12-100187-002	Crank Shaft						
GB448	12-100420-000	"O" Ring (for Machines Serial #601 Up)						
GB448A	12-100317-000	Serial #601 Up)						

TIME DELAY STEM W / 3/8-24 THREAD

PART NO.	COLOR	SIZE
GB449	Red	.0040
	White	.0045
	Blue	.0050
	Yellow	.0055
	Black	.0060
	Beige	.0035
	Green	.0020
	No Color	.0000

TIME DELAY STEM W / 7/16-20 THREAD

PART NO.	COLOR	SIZE
GB449A	Red	.0040
	White	.0045
	Blue	.0050
	Yellow	.0055
	Black	.0060
	Beige	.0035
	Green	.0020
	No Color	.0000

TIME DELAY STEM W / 3/8-24 THREAD

INDEX NO.	PART NO.	DESCRIPTION
10.	11-230001-000	Bearings
11.	11-190006-000	"X" Washer
12.	11-170011-000	Plain Washer
13.	11-170007-000	Sale Locking Nut (3/8-16)
14.	11-170005-000	Sale Locking Nut (4-20)
15.	11-001066-000	Cap Screw-Hex Hd (#10-24 x 1 1/4")
16.	11-001360-000	Cap Screw-Hex Head (3/8-16 x 4")
17.	10-229509-000	"X" Washer Pin
18.	11-534510-000	Grip Ring
19.	12-100873-000	Spacer
20.	12-100874-000	Tension Spring
21.	12-100875-000	Clip
22.	11-190012-000	Plain Washer (5/16)
24.	11-005278-000	Cap Screw-Soc. Head (5/16-18 x 3 1/2")
25.	11-081017-000	Tapping Screw-H. Washer Hd. (#10-24 x 5/8")
26.	11-005274-000	Cap Screw-Soc. Hd. (5/16-18 x 2 1/2")
27.	12-100871-000	Plate
28.	12-100872-000	Retainer
29.	12-200047-000	Spacer
30.	10-229510-000	Stud
31.	11-421019-000	Bearing Housing
32.	12-102161-000	Housing

NOTE I:

When ordering GB452, 12-100372, also order 11-251000 Welsh Plug, 12-100372 contains 12-100093 Plunger Assembly, 12-100231 Sleeve, 11-575071 Ball and 12-100169-8 Spring Pin assembled in plunger style Rake Crank Housing.

NOTE II:

This style housing no longer available for A-2 machines. Order Conversion Kit 12-860633 which consists of:
 1 ea. 12-102161 Housing
 1 ea. 12-102163 Support Plate
 Hardware package and Instruction Sheet.

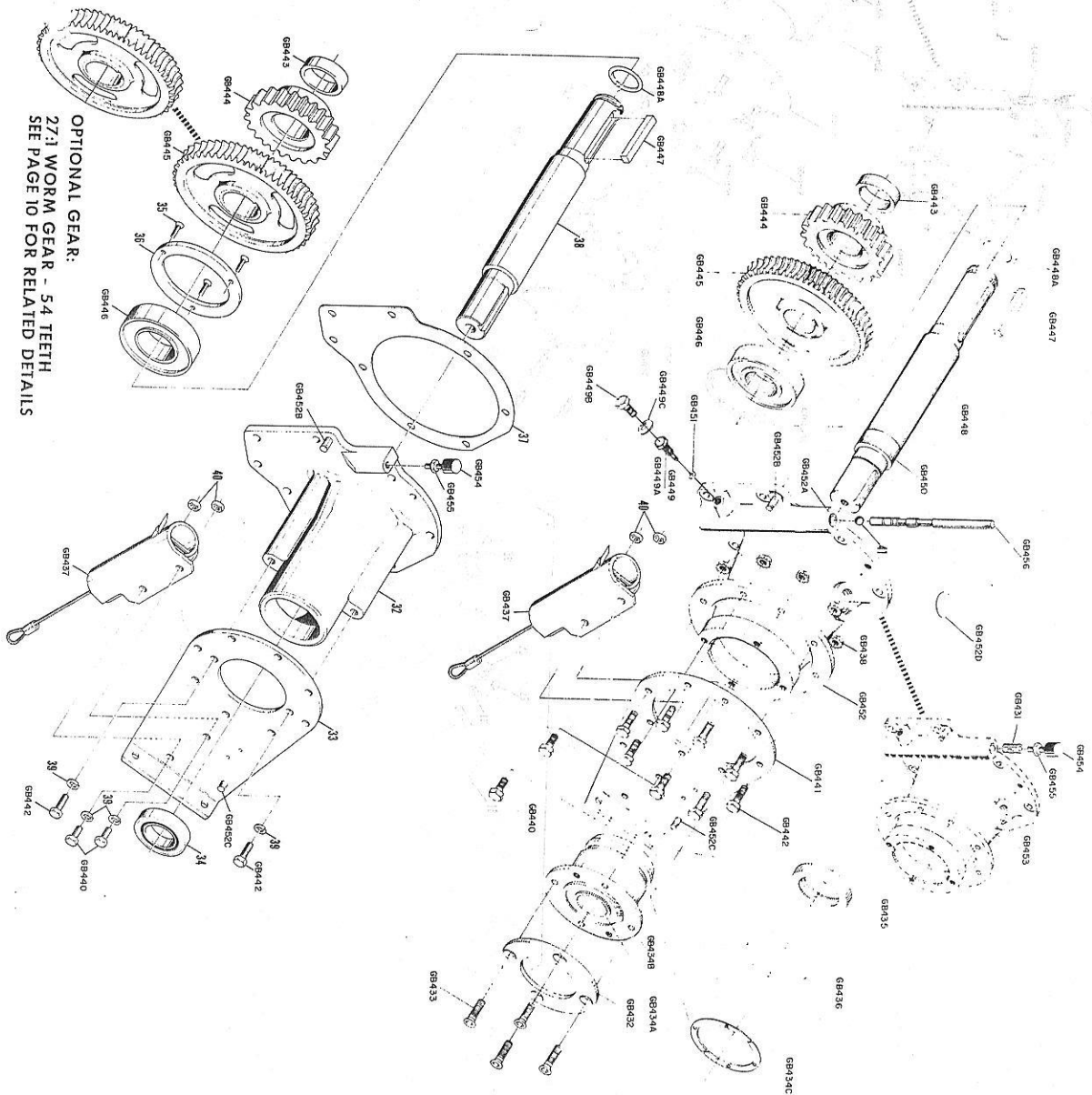
NOTE III:

This kit consists of Index Nos. 1-31 and also indexes 1-3 on Page 160.

NOTES

THE 27:1 COMPONENT PARTS ARE NOT INTERCHANGEABLE WITH THE ORIGINAL 60:1 WORM GEAR (GB445) ASSEMBLY. CHECK GEAR BOX FOR 27:1 IDENTIFICATION TAG.

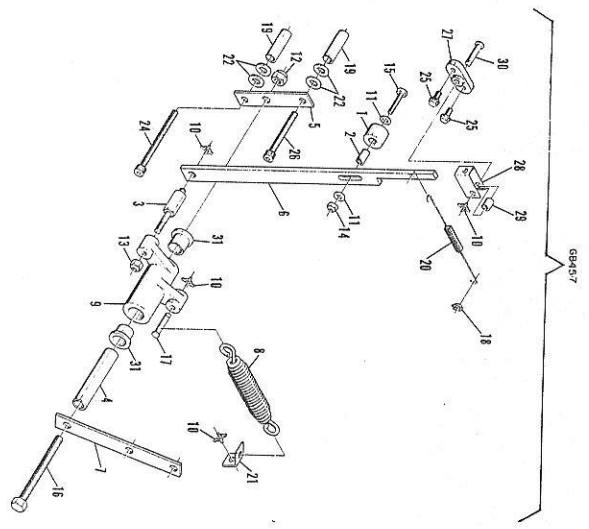
REFERENCE INFORMATION:
 60:1 WORM GEAR - 60 TEETH
 27:1 WORM GEAR - 54 TEETH



OPTIONAL GEAR:
 27:3 WORM GEAR - 54 TEETH
 SEE PAGE 10 FOR RELATED DETAILS

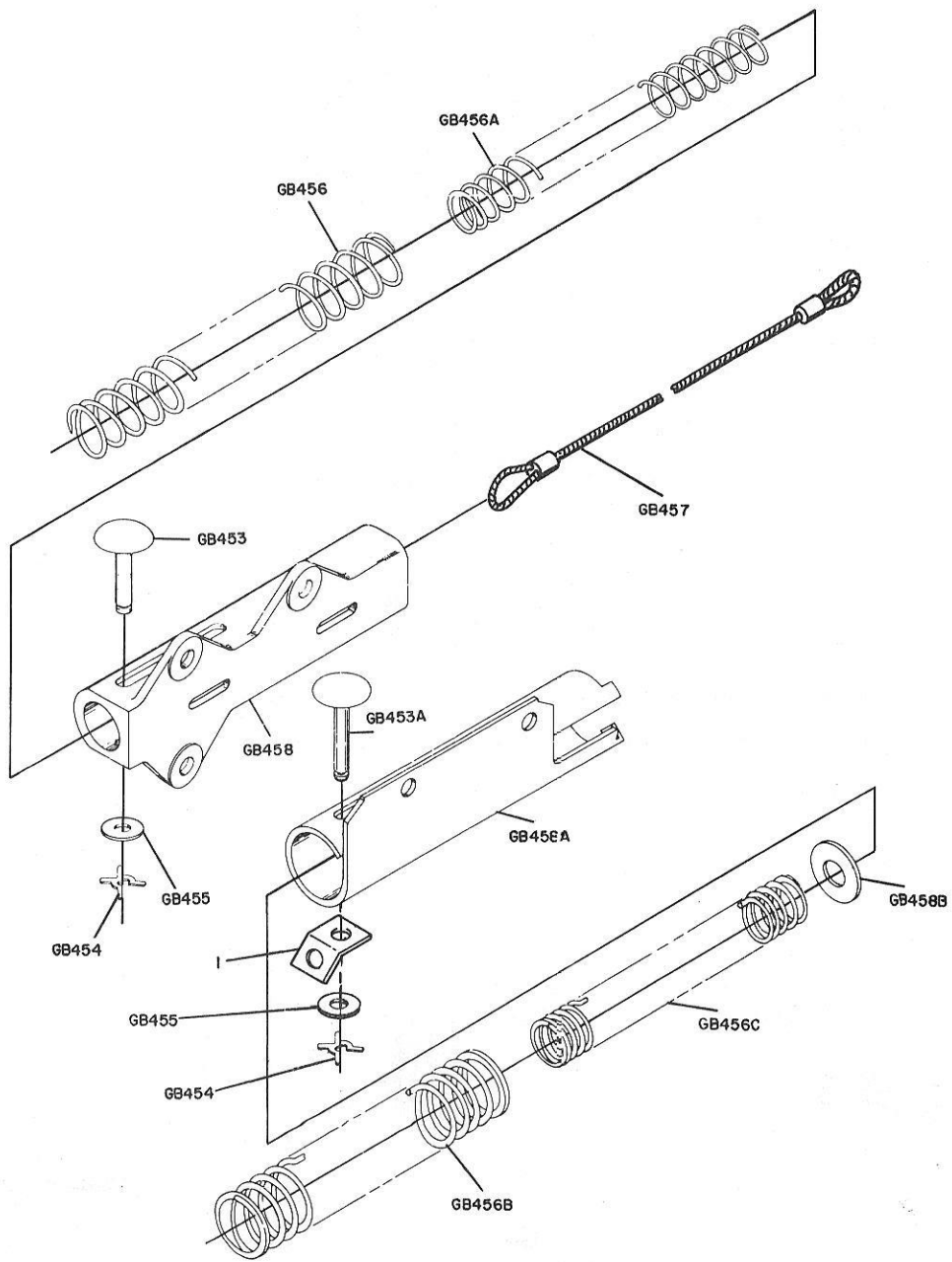
MAR 84

BAKE CRANK HOUSING ASSEMBLY & DECK-JAW KIT



<u>INDEX</u> <u>NO.</u>	<u>PART NO.</u>	<u>DESCRIPTION</u>
GB453	12-100078	Switch Actuator Pin
GB453A	12-100483	Switch Actuator Pin
GB454	11-230001	"X" Washer
GB455	11-190010	Plain Washer
GB456	12-100352	Compression Spring
GB456A	12-100351	Compression Spring
GB456B	12-100482	Compression Spring
GB456C	12-100481	Compression Spring
GB457	12-100280	Moving Deck Cable Assembly
GB458	Obsolete	Spring Tube (See Note I)
GB458A	12-100479	Spring Tube
GB458B	12-100478	Washer
1.	12-100875	Clip

NOTE I: When replacing GB458, order (1) 12-100479, (1) 12-100481, (1) 12-100482, (1) 12-100483, and (1) 12-100478.

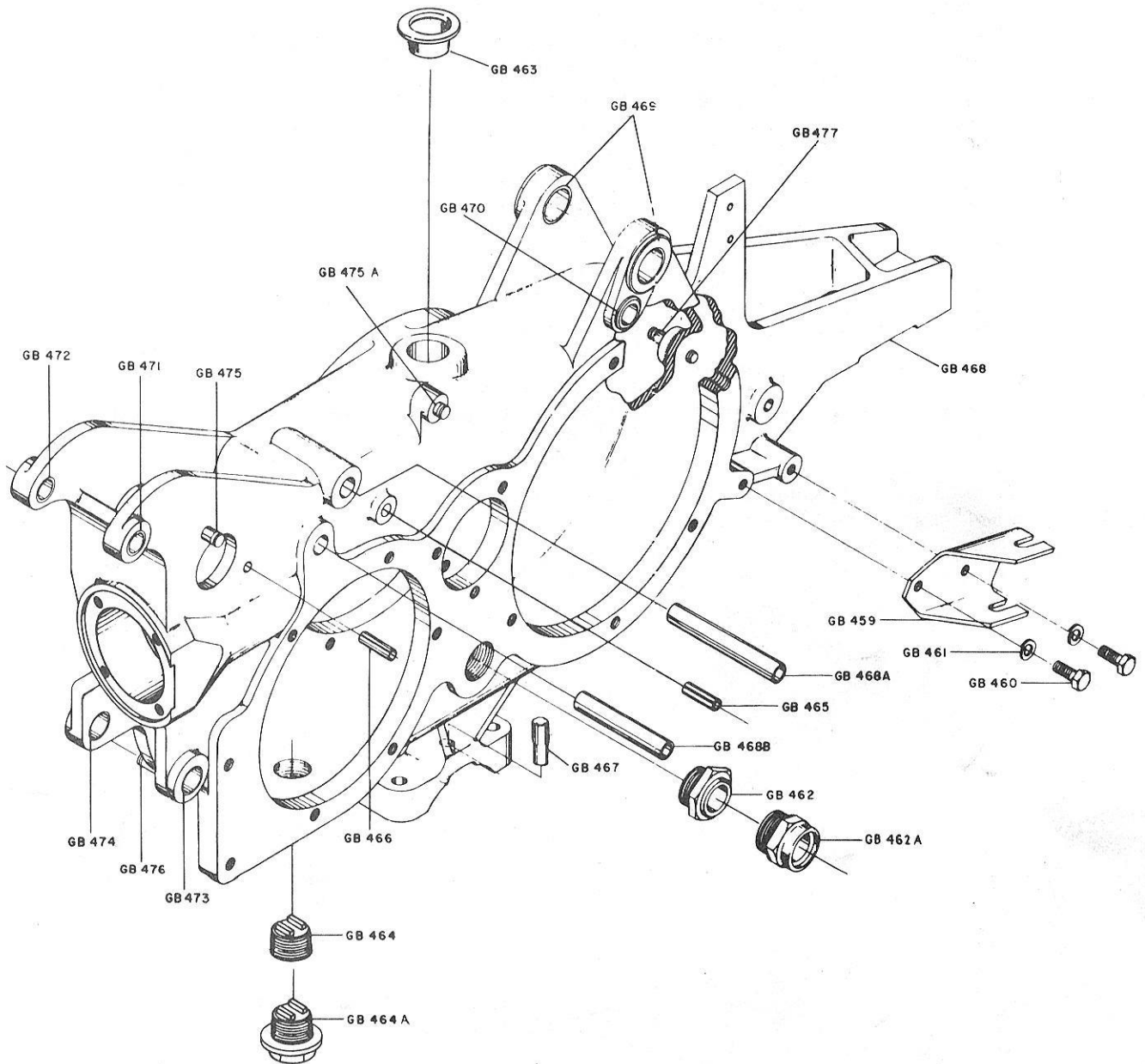


CABLE & TUBE ASSEMBLY

<u>INDEX</u> <u>NO.</u>	<u>PART NO.</u>	<u>DESCRIPTION</u>
GB459	12-100048	Bracket
GB460	11-001182	Hex Head Bolt
GB461	11-195014	Lockwasher
GB462	11-590102	Gits Oil Gauge (For Machines Prior to #60877)
GB462A	12-100459	Sight Gauge (For Machines #60878 Up)
GB463	12-100901	Oil Hole Cover
GB464	12-100359	Magnetic Drain Plug (For Machines Prior to #91267)
GB464A	11-030505	Flanged Magnetic Drain Plug (For Machines #91268 Up)
GB465	11-345463	Roll Pin (See Note 1)
GB466	11-345412	Roll Pin
GB467	12-100308	Locating Pin
GB468	12-100184	Gear Box Housing Assembly (See Note 1)
	12-102184	Gear Box Housing Assembly (See Note 2)
GB468A	12-200049-4	Stud (See Note 1)
	12-102750	Stud (See Note 2)
GB468B	12-200049-3	Stud
GB469	11-421108	Bearing
GB470	11-421015	Bearing
GB471	11-420015	Bearing
GB472	11-420011	Bearing (See Note 1)
	11-420015	Bearing (See Note 2)
GB473	12-100139-3	Bearing (See Note 1)
	11-420015	Bearing (See Note 2)
GB474	11-420020	Bearing (See Note 1)
	11-420015	Bearing (See Note 2)
GB475	12-100169-6	Spring Post (See Note 1)
	11-353207	Spring Post (See Note 2)
GB475A	12-100169-6	Spring Post (See Note 1)
	11-353205	Spring Post (See Note 2)
GB476	12-100169-4	Spring Post (See Note 1)
	10-353001	Spring Post (See Note 2)
GB477	12-100169-2	Spring Post (See Note 1)
	11-353208	Spring Post (See Note 2)

NOTE 1: For machines prior to Serial #90135.

NOTE 2: For machines Serial #90135 and up.



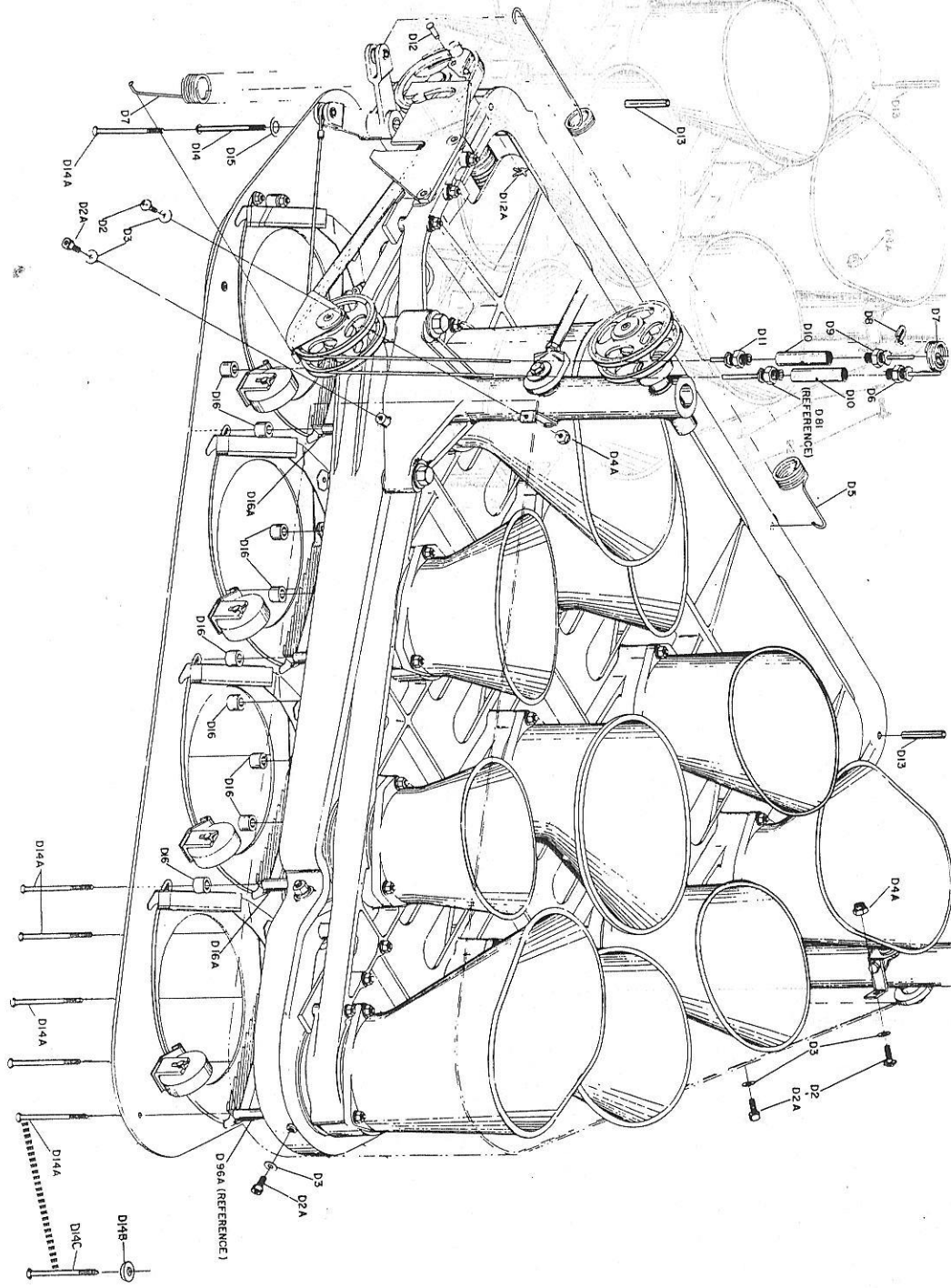
GEAR BOX HOUSING ASSEMBLY

<u>INDEX NO.</u>	<u>PART NO.</u>	<u>DESCRIPTION</u>
D2	11-020287-000	Truss Head Screw and External Washer
D2A	11-003182-000	Self-Locking Hex Socket Cap Screw
D3	11-190010-000	Plain Washer
D4A	11-170007-000	Flexlock Nut
D5	12-200022-000	Spring
D6	12-200066-002	Cable Assembly
D7	12-200125-000	Keeper Spring
D8	12-200099-000	Spring Retainer (For Machines so Equipped)
D9	12-200066-003	Cable Assembly
D10	12-200069-000	Barrel
D11	12-200066-004	Cable Assembly
D12	12-100166-009	"X" Washer Pin-.250 X 1/2"
D12A	11-230001-000	"X" Washer
D13	11-345522-000	Roll Pin
D14	N.A.	Button Head Socket Cap Screw (For Machines Prior to Ser. No. 6140) See Note I
D14A	11-007198-000	Flat Head Socket Cap Screw (For Machines Ser. No. 6140 Up)
D14B	12-200896-000	Finishing Washer (For Machines so Equipped)
D14C	11-007200-000	Flat Head Cap Screw
D15	11-199005-000	Lockwasher (For Machines Prior to Ser. No. 6140)
D16	12-200032-000	Rubber Stop
D16A	12-200110-000	Stud

NOTE I: Order 1 each 11-007200 and 1 each 12-200896

FEB 83

DECK ASSEMBLY



<u>INDEX NO.</u>	<u>PART NO.</u>	<u>DESCRIPTION</u>
1.	12-862037-010	Deck Shield (w/Decal) Brunswick "2000" Brown
2.	N.A.	Deck Shield (w/o Decal) Charcoal Gray (See Note)
	12-862037-002	Deck Shield (w/o Decal) Astroline Gray
3.	12-202194-000	Decal (Brunswick "2000")
4.	12-202177-000	Decal
6.	12-502384-000	Decal
7.	12-502418-000	Decal
8.	12-200142-000	Decal
10.	12-200146-000	Decal


NOTE: N.A. Order 12-862037-2



1



2



8



4

Brunswick

10



6



3

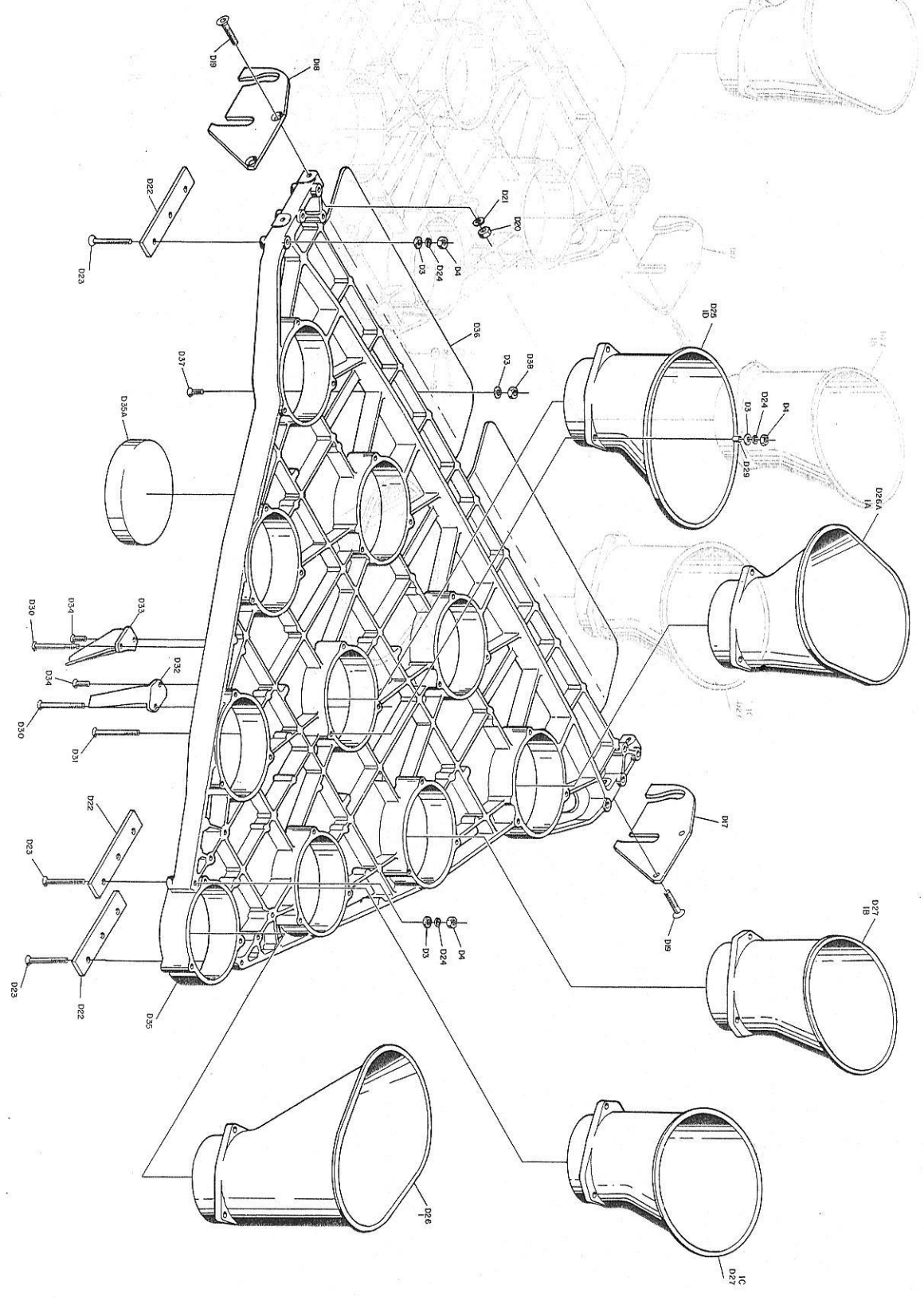


7

<u>INDEX NO.</u>	<u>PART NO.</u>	<u>DESCRIPTION</u>
D3	11-190010-000	Plain Washer (1/4")
D4	11-125100-000	Hex Nut (1/4-20)
D17	12-200036-000	R.H. Fork
D18	12-200035-000	L.H. Fork
D19	11-007352-000	Cap Screw-F.Hd. Soc. (3/8-16 X 2")
D20	11-125104-000	Hex Nut (3/8-16)
D21	11-195016-000	Lockwasher (3/8)
D22	12-200089-000	Track
D23	11-007195-000	Cap Screw-F. Hd. Soc. (1/4-20 X 2 3/4")
D24	11-195014-000	Lockwasher (1/4")
D25	12-200895-000	Deck Chute (No. 5 Position)
D26	12-200864-002	Deck Chute (No. 1 Position)
D26A	12-200864-003	Deck Chute (No. 7 & 10 Position)
D27	12-200894-000	Deck Chute (No. 2,3,4,6, 8 and 9 Position)
D29	12-200047-003	Spacer
D30	11-007197-000	Cap Screw-F. Hd. Soc. (1/4-20 X 3 1/4")
D31	11-001196-000	Cap Screw-H. Hd. (1/4-20 X 3")
D32	12-200892-000	R.H. Spotting Finger
D33	12-200893-000	L.H. Spotting Finger
D34	11-007186-001	Cap Screw-F. Hd. Soc. (1/4-20 X 1 1/4")
D35	12-200860-000	Moving Deck
D35A	12-200842-000	Foam Urethane Disc (See Pg. 50, Index 200 for Disc for Pinfinder)
D36	12-200862-000	Deflector
D37	11-001185-001	Cap Screw-H. Hd. (1/4-20 X 1 1/8")
D38	11-170007-000	Locknut (1/4-20)
1.	12-200808-002	Rubber Deck Chute #1
1A.	12-200808-003	Rubber Deck Chute # 7 & 10
1B.	12-200809-000	Rubber Deck Chute #2,6, & 8
1C.	12-200810-000	Rubber Deck Chute #3,4, & 9
1D.	12-200837-000	Rubber Deck Chute #5

FEB 83

DECK ASSEMBLY



<u>INDEX NO.</u>	<u>PART NO.</u>	<u>DESCRIPTION</u>
D135	12-750404-000	Switch Bracket
D136	11-001265-000	Cap Screw-H. Head (5/16-18 X 1 1/8")
D137	12-750488-000	Spacer
D138	12-750490-000	Pulley
D139	11-191012-000	Washer (5/16")
D140	11-195015-000	Lockwasher (5/16")
D141	11-125102-000	Hex Nut (5/16-18)
D142	12-750763-000	Latch
D143	11-001070-000	Cap Screw-H. Hd. (10-24 X 1 3/4")
D144	12-750495-000	Spacer
D145	12-750480-000	Spacer
D146	12-750440-000	Switch
D147	12-750498-000	Tension Spring
D148	12-750280-000	Spring Retainer
D149	11-195004-000	Lockwasher (#4)
D150	11-107008-000	Machine Screw-R. Hd. (4-40 X 3/4")
D151	11-125000-000	Hex Nut (4-40)
D152	11-195010-000	Lockwasher (#10)
D154	11-440006-000	Nylon Bearing
D155	12-750496-000	Compression Spring
D156	12-750497-000	Plunger
D156A	11-104001-000	Set Screw-Headless (10-32 X 3/4")
D157	11-170005-000	Locknut (10-24)
D157A	12-750825-000	"T" Handle Key
D158	12-750493-000	Bracket
D159	12-750293-000	Bell Crank Assembly
D160	12-250183-004	Spacer
D161	11-001270-000	Cap Screw-H. Head (5/16-18 X 1 3/4")
D162	11-480000-000	Needle Bearing (Cam Follower)
D163	11-125005-000	Hex Nut (10-32)
D164	11-005186-000	Cap Screw-H. Soc. (1/4-20 X 1 1/4")
D165	12-100030-006	Spacer
D166	11-191010-000	Washer (1/4")
D167	11-195014-000	Lockwasher (1/4")
D168	11-125100-000	Hex Nut (1/4-20)
D169	12-750291-000	Cable Assembly
D170	12-750307-000	Connector Box Cover
D171	11-081002-000	Screw-Self Tap (#6 X 1/2")
D172	12-750305-000	Connector Box
D173	12-750361-000	Harness Clip (For Thick Web)
	12-700058-000	Clip (For Thin Web-.115-.135)
D174	12-750308-000	Deck Harness
D175	12-750359-000	Cable Clip
D176	12-750385-000	Cable Guide
D177	12-750768-000	Plate

<u>INDEX NO.</u>	<u>PART NO.</u>	<u>DESCRIPTION</u>
D178	12-750782-000	Spring Retainer
D179	12-750770-000	Spacer
D180A	12-750492-000	Bracket (For Cast Deck Post)
D180B	12-202182-000	Bracket (For Welded Deck Post)
D196	11-001182-000	Cap Screw-H. Head (1/4-20 X 3/4")
D197	11-604006-000	Cable Clamp
D198	12-200162-000	Switch Plate
D199	11-176006-000	Hex Nut w/Lockwasher Assembly (10-24) (For Machines prior to #67500)
D200	12-200874-000	Foam Urethane Disc & Ring Assembly (When replacing disc on Machines prior to #67500, also order (2) 11-015165-1)
D201	11-018087-000	Screw w/Lockwasher Assy. (10-24 X 5/8") (For Machines Prior to #67500.
	11-015165-000	Bolt w/Lockwasher Assy. (10-24 X 5/8") (For Machines #67500 Up)
D202	11-007200-000	Cap Screw-F. Head (1/4-20 X 4") (4 req'd)
D203	12-750431-000	Harness Assembly (11 Wire) Deck to Masking Unit (16'4")

DECK SWITCH ASSEMBLY

12-750494-002 Consists of Index D135 thru D157 Assembled Complete

BELLCRANK AND BRACKET ASSEMBLY

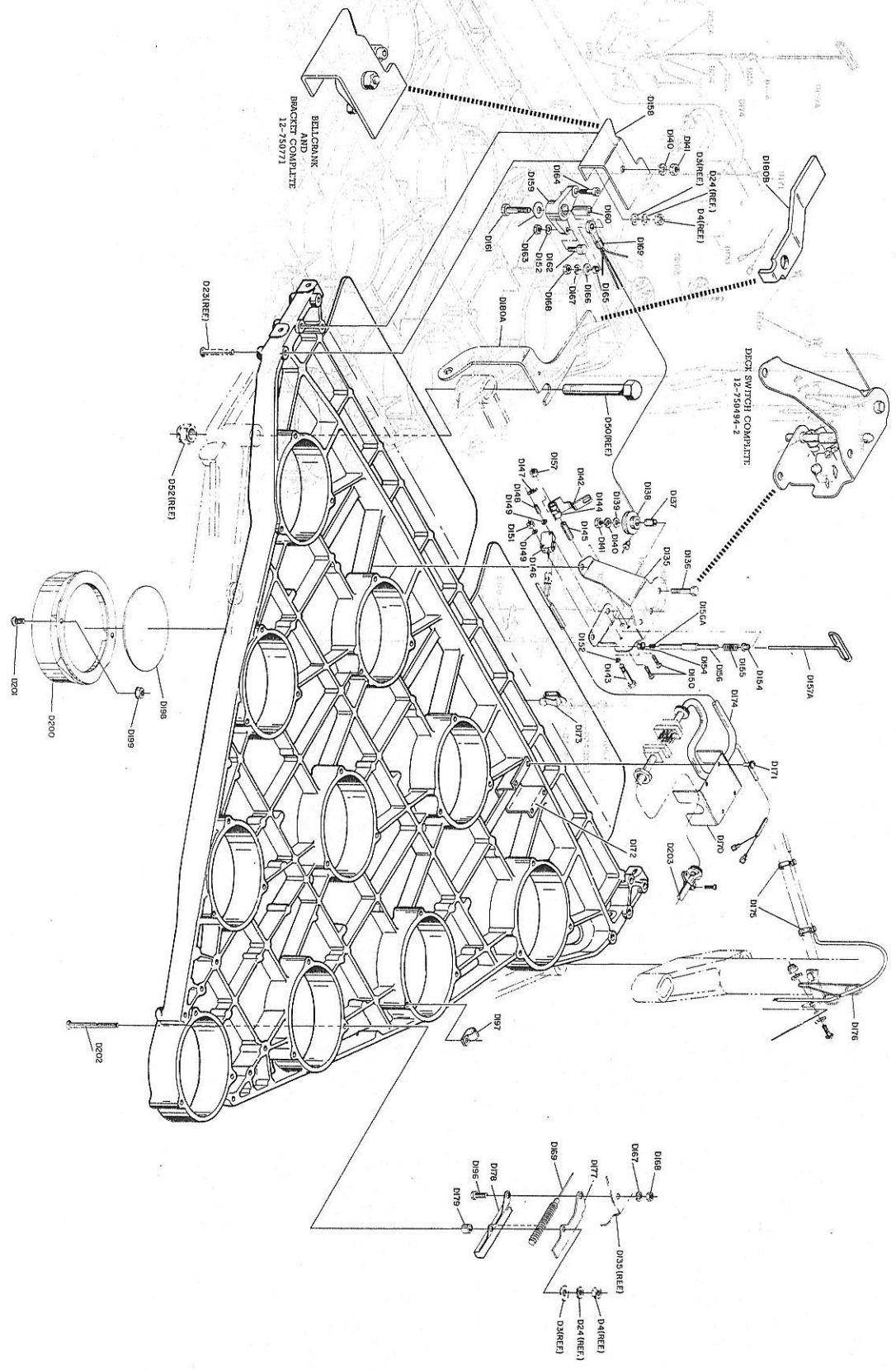
12-750771-000 Consists of Index D158 thru D169 Assembled Complete

DECK PAD KITS

12-860570-000 Consists of 10 each Non-Pinfinder Style
 12-860571-000 Consists of 10 each Pinfinder Style.

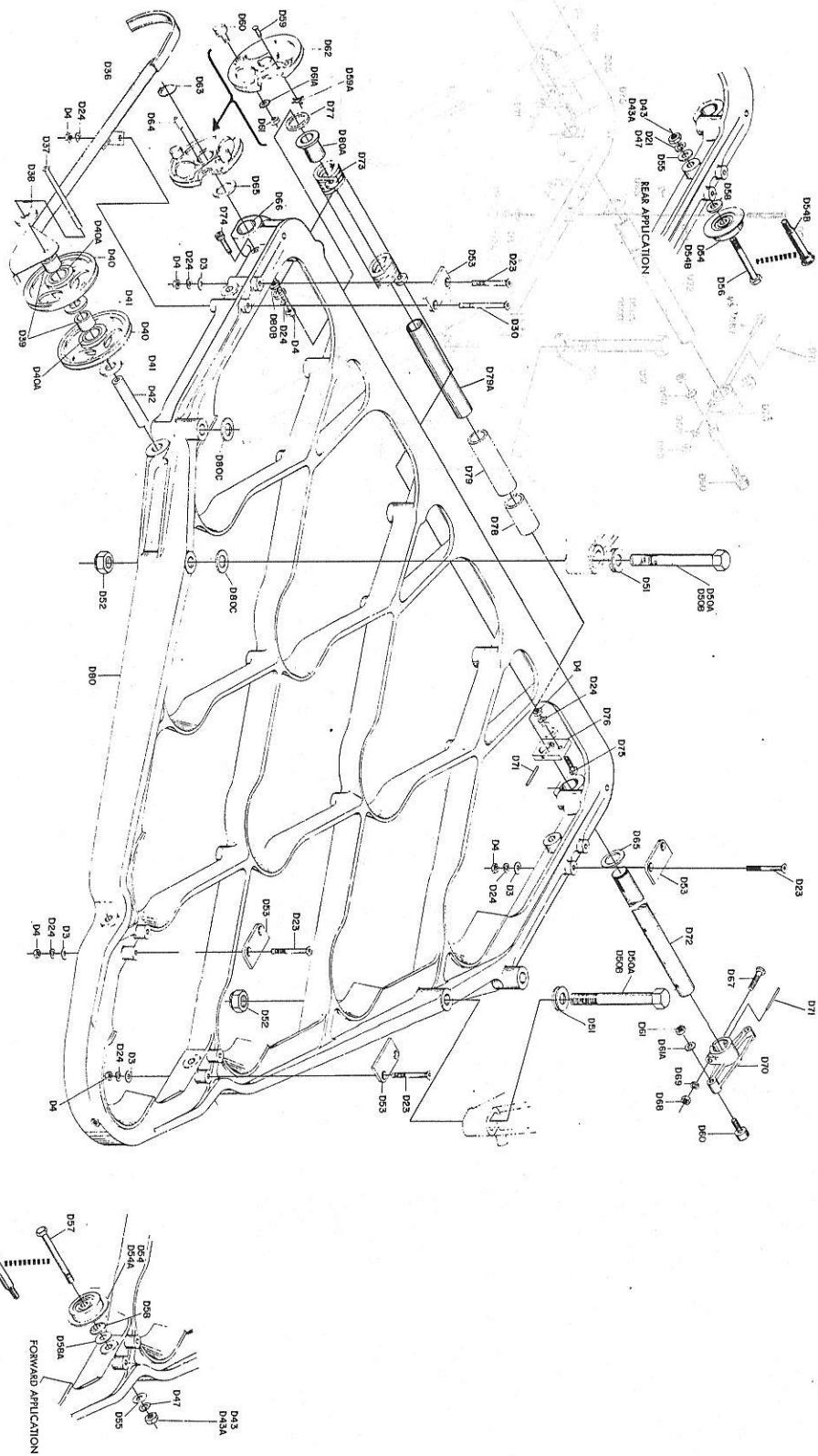
FEB 93

DECK ASSEMBLY



INDEX			INDEX		
NO.	PART NO.	DESCRIPTION	NO.	PART NO.	DESCRIPTION
D-3	11-190010	Plain Washer (1/4")	D74	11-005190	Cap Screw-Socket Head
D-4	11-125100	Hex Nut (1/4-20)	D75	11-001184	Hex Head Bolt
D-21	11-195016	Lockwasher (3/8)	D76	12-200053	Spring Anchor
D-23	11-007195	Cap Screw F.Hd. Soc. (1/4-20 x 2-3/4")	D77	Obsolete	Washer - Replace with D80A and D80B
D-24	11-195014	Lockwasher (1/4")	D78	Obsolete	Bearing - Not Req'd.
D-30	11-007197	Cap Screw F.Hd.Soc. (1/4-20 x 3-1/4")	D79	Obsolete	Spacer - Not Req'd.
D36	12-200097	Cable Guide Assembly	D79A	12-200136	Spring Tube (Plastic)
D37	11-007203	Cap Screw- Flat Head Socket	D80	12-200800-20	Main Deck
D38	12-200065-2	Washer	D80A	11-421022	Bearing
D39	11-450202	Inner Ring	D80B	12-200059-4	Washer
D40	12-200055	Pulley Assembly	D80C	12-200164-2	Shim .015 as Req'd.
D40A	11-484000	Bearing	D80C	12-200164-3	Shim .030 as Req'd.
D41	12-200059-3	Washer			
D42	12-200054	Stud			
D43	11-125104	Hex Nut (For Machines Prior to Serial #18001)			
D43A	11-170112	Thin Flexloc Nut (For Machines Serial #18001 Up)			
D47	11-195016	Lockwasher (For Machines Prior to Serial #18001)			
D50A	11-002383	Cap Screw-H.Hd. (5/8-11 x 7)			
D50B	11-002389	Cap Screw-H.Hd. (5/8-11 x 7-1/2)			
D51	11-190022	Plain Washer			
D52	11-170019	Flexlock Nut			
D53	12-200090	Plate			
D54	12-200126	Wheel Assembly (For Machines Serial #18001 Up)			
D54A	12-200133	Wheel & Screw Assembly (For Machines Prior to Serial #18001)			
D54B	12-200132	Wheel & Screw Assembly (For Machines Prior to Serial #18001)			
D55	11-190014	Washer (For Machines Prior to Serial #18001)			
D56	12-200127	Hex Head Bolt (For Machines Serial #18001 Up)			
D57	11-001440	Hex Head Bolt (For Machines Serial #18001 Up)			
D58	12-200091	Spacer (For Machines Prior to Serial #18001)			
D58A	12-200111	Shim (As Req'd.) .020 In.			
D59	12-100166-9	X-Washer Pin - .250 x 1/2"			
D59A	11-230001	X-Washer			
D60	11-480001	Cam Follower (2 Req'd.)			
D61	11-125101	Hex Nut			
D61A	11-198005	Lockwasher			
D62	12-200011	Deck Drive Pulley			
D63	11-530028	Retaining Ring			
D64	12-200084-2	Key - 0.186 x 13/16"			
D65	11-422001	Thrust Bearing			
D66	11-483005	Bearing (2 Req'd.)			
D67	11-001272	Hex Head Bolt			
D68	11-125102	Hex Nut			
D69	11-195015	Lockwasher			
D70	12-200058	Deck Drive Bellcrank			
D71	11-345316	Roll Pin - .187 x 1-1/2"			
D72	12-200033	Shaft			
D73	12-200025	Torsion Spring			

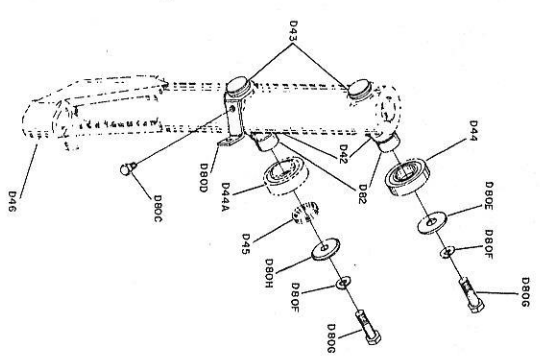
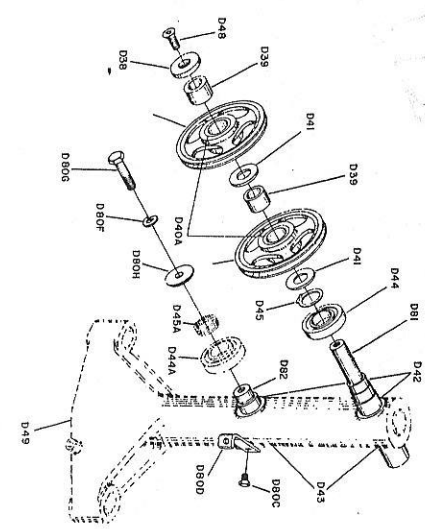
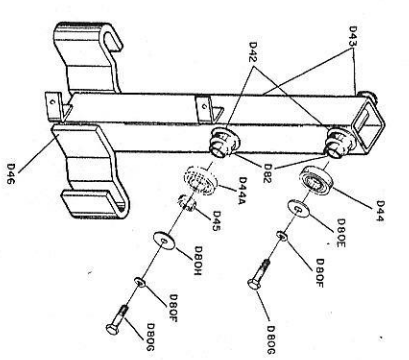
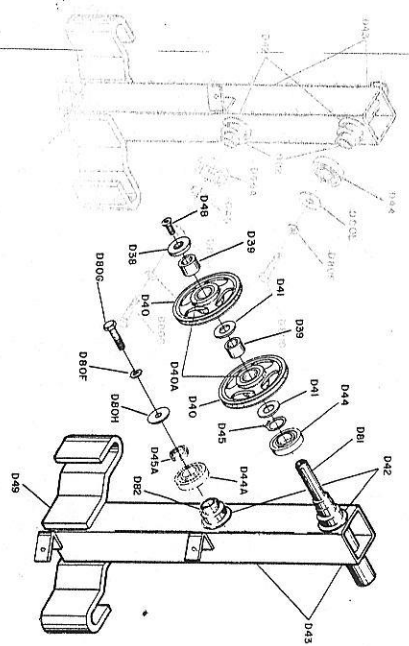
DECK ASSEMBLY



DECK ASSEMBLY

<u>INDEX</u> <u>NO.</u>	<u>PART NO.</u>	<u>DESCRIPTION</u>
D38	12-200065-2	Washer
D39	11-450202	Inner Ring
D40	12-200055	Pulley Assembly
D40A	11-484000	Bearing
D41	12-200059-3	Washer
D42	12-202188	Spacer
D43	11-530033	Retainer Ring
D44	11-431000	Bearing
D44A	11-431000	Bearing (For Machines Prior to Serial #12006)
D45	11-530030	Retaining Ring
D45A	12-350122-5	Retaining Ring (For Machines so Equipped)
D46	12-200134	Deck Post & Hardware Assembly - R.H.
D48	11-007180	Flat Head Hex Socket Cap Screw
D49	12-200135	Deck Post & Hardware Assembly - L.H.
D80C	11-001180	Hex Head Bolt
D80D	12-200124	Bracket
D80E	12-200059-6	Washer
D80F	11-195016	Lockwasher
D80G	11-001344	Hex Head Bolt
D80H	12-350128	Washer
D81	12-200129	Pin
D82	12-200128	Pin

DECK POST ASSEMBLY R.H. & L.H.



AUG 81

DECK POST ASSEMBLY R.H. & L.H.

INDEX NO.	PART NO.	DESCRIPTION	INDEX NO.	PART NO.	DESCRIPTION
D3	11-190010-000	Platin Washer (1/4")	D100	11-007182-000	Plat Hd. Hex Soc. Screw
D4	11-125100-000	Cap Nut (1/4-20)	D101	12-200031-004	Nylon Washer .020 Thick
D14	N.A.	Cap Screw-Plat Hd. Soc. (For Machines Prior to Serial #6140) (See Note)	D102	12-200021-003	Nylon Washer .062 Thick
D14A	11-007199-000	Cap Screw-Plat Hd. Soc. (For Machines Serial #6140, Dp)	D103	12-200022-000	Shoulder Pin
D14B	12-200896-000	Finishing Washer (See Note 2)	D104	12-200104-000	Scissor Arm Bearing
D14C	11-007200-000	Cap Screw-F. Hd. (1/4-20 X 4")	D105	12-200120-004	Slip Gripper Pad (Rubber)
D15	11-199005-000	Lockwasher (For Machines Prior to Serial #6140)	D105A	90-202193-000	Slip On Gripper Pad (Urethane)
D16	12-200032-000	Rubber Stop	D108	12-200018-000	Scissor Arm Assembly
D16A	12-200110-000	Strud	D115	12-200029-000	Stud
D81	12-200067-000	Scissor Cable Assembly	D116	12-200059-002	Washer
D82	12-2000152-003	Knurl Pin	D117	11-198005-000	Lockwasher-Ext. Tooth 1/4" (For Machines Prior to #6026)
D83	12-200048-000	Link	D119	12-200073-002	Pin (For Machines Prior to #26001) (See Note 1)
D84	12-200045-000	Wheel	D120	12-200114-000	Roller and Bearing Assy. (Rubber)
D85	11-230002-000	X-Washer (5/32")	D121A	90-200114-000	Roller and Bearing Assy. (Urethane)
D86	12-200081-002	Pin	D121B	11-423000-000	Plain Bearing (Iron Base-Copper)
D87	12-200081-003	Pin	D122	12-200038-000	Roller Bracket
D88A	12-200140-002	Connecting Rod Assembly (See Note)	D123	N.A.	Pin Stabilizing Plate
D88B	12-200140-003	Spacer (For Machines #26401 Up)	D124	11-006218-000	Cap Screw-B. Hd. (1/4-28 X 1/2") (For Machines Prior to #6026)
D89	N.A.	Index No. D8939, D89B, D89C	D124A	11-007216-000	Cap Screw-F. Hd. (1/4-28 X 1/2") (For Machines #6026 Up) Deflected (Coldrolled, Not Required) Hd. Cap Screw-B. Hd. (1/4-20 X 3/4") (For Machines Prior to #6026)
D89A	12-200012-002	Connecting Rod (Length 19-1/16)	D125	N.A.	Cap Screw-B. Hd. (1/4-20 X 1 1/2") (For Machines Prior to #3000)
D89B	12-200013-002	Connecting Rod (Length 31-1/16)	D126	11-006182-000	Cap Screw-B. Hd. (1/4-20 X 1 1/2") (For Machines Prior to #6026)
D89C	12-200014-002	Connecting Rod (Length 43-1/16)	D127	11-006188-000	Cap Screw-B. Hd. (1/4-20 X 1 1/2") (For Machines Prior to #3000)
D90	11-420007-000	Plain Bearing (Bronze)	D128	12-200041-000	Spacer
D91	12-200103-000	Bearing	D129	12-200094-000	Wire
D91A	12-200863-000	Planged Bearing	D130	11-006186-000	Cap Screw-B. Hd. (1/4-20 X 1 1/4") (For Machines Prior to #6026)
D91C	11-483000-000	Needle Bearing	D130A	11-007186-000	Cap Screw-F. Hd. Soc. (For Machines #6026 Up)
D92	12-200061-000	Drag Link Pin	D130B	11-007188-000	Cap Screw-F. Hd. Hex Soc. (1/4-20 X 1 1/2") (For Machines with Finishing Washers)
D93	12-200170-000	Planged Pin	D131	11-006180-000	Cap Screw-B. Hd. (1/4-20 X 5/8") (For Machines Prior to #6026)
D94	12-200023-000	Toggle Lever Assembly (Also order (2) 11-420070 Bearings and (2) 12-200152-3 Knurl Pins)	D131A	11-007180-000	Cap Screw-F. Hd. (1/4-20 X 5/8") (For Machines #6026 Up)
D95	12-200051-000	Connecting Tube Lever Assy. (Also order (2) 11-421006 Bearing, (1) 12-200170 Pin, and (1) 11-430003 X-Washer)	D132	12-200003-000	Scissors Deck
D95A	11-483001-000	Needle Bearing (Reg. Roller Type D.C.) (2)	D133	12-200027-000	Shoulder Pin
D95B	11-420070-000	Plain Oilite Bearing	D134	12-200170-000	Pin (For Machines #75915 Up)
D95C	11-421006-000	Planged Oilite Bearing	D135	11-230003-000	X-Washer (3/16") (For Machines #75915 Up)
D96	12-200020-000	Bistarting Lever Assy.	D136	12-200105-000	Bearing
D96A	12-200109-000	Stud	D138	12-200016-091	Scissor Arms Assembly
D96B	11-420055-000	Plain Bearing (Bronze) (2 Reg'd)		12-200019-092	Scissor Arm
D96C	11-483001-000	Needle Bearing (Reg. Roller Type D.C.) (2)		12-200017-092	Scissor Arm
D96D	11-420056-000	Plain Bearing (Bronze) (2 Reg'd)			
D97	11-422002-000	Oilite Pinurst Bearing (Bronze)			
D98	11-005182-000	Cap Screw-II. Soc. (1/4-20 X 3/4")			
D99	12-200039-000	Drag Link			

NOTE 1: For machines #26001 up) with Oilite 11-423000 use Pin 12-200104-000 and one (1) 12-200140-003.

NOTE 2: For Machines without Countersunk Deck Holes.

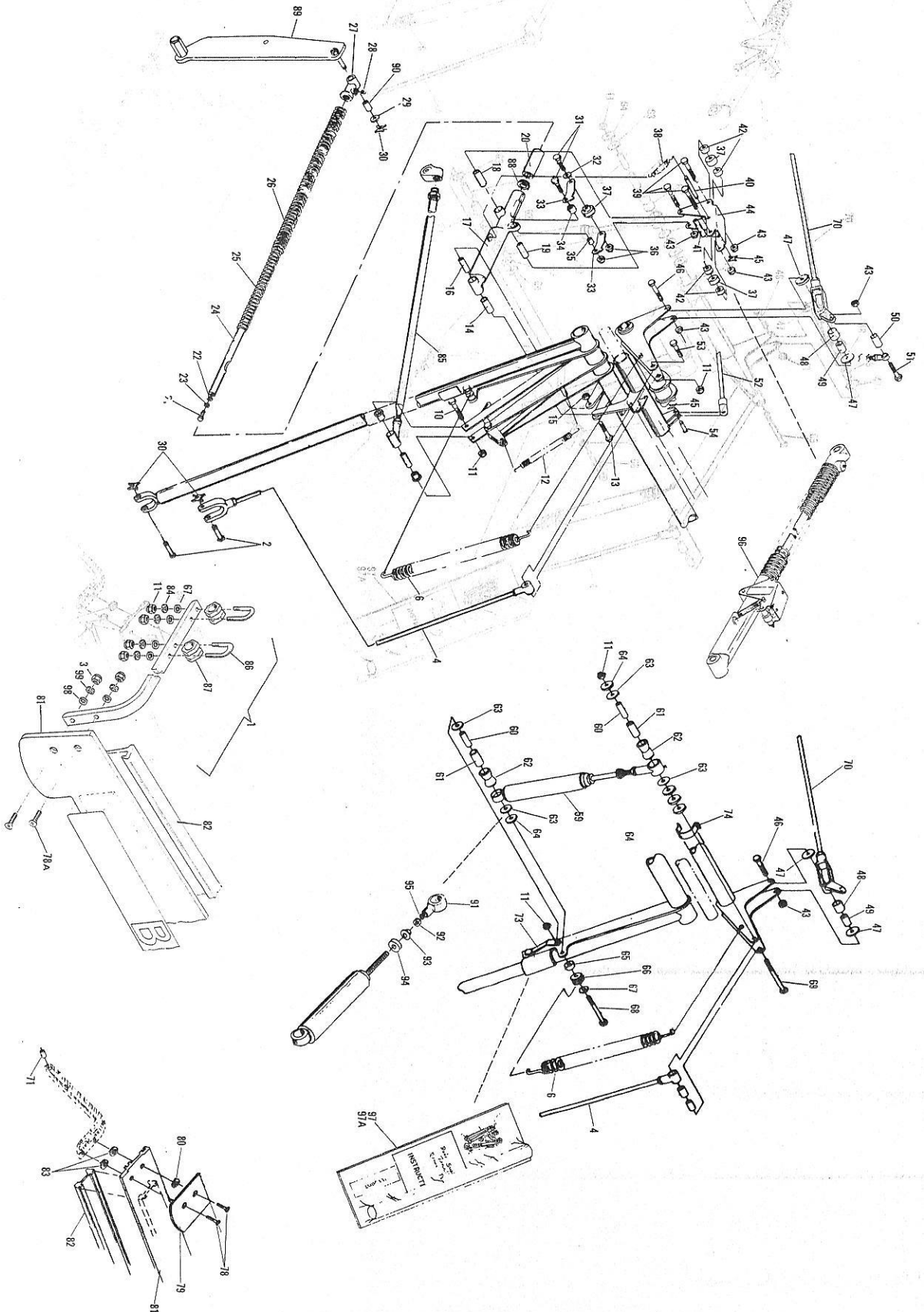
NOTE 3: 11-006200 No longer available. Order 1 each 11-007200 and 12-200896.

* N.A. - Not available

INDEX NO.	PART NO.	DESCRIPTION	INDEX NO.	PART NO.	DESCRIPTION
1	12-250010-000	Sweep Arm Assembly	53	11-001272-000	Cap Screw-H. Hd. (5/16-18 X 1 7/8")
2	11-125010-000	"X" Washer Pin	54	12-250010-011	"X" Washer Pin
3	11-125010-000	Accr Nut	59	12-252338-000	Shock Assembly
4	12-252338-000	Link Assembly (See Page 69 for Breakdown)	60	12-250011-021	Spacer
5	11-002070-000	Cylinder	61	12-250073-000	Bearing
6	11-002070-000	Cylinder	62	12-250073-000	Rubber Bushing
7	11-125015-000	Assem Nut (1/2-18 X 2 1/2") H. T.	63	11-190519-000	Washer (5/16")
8	11-001314-000	Cap Screw-H. Hd. (5/16-24 X 2 1/2")	65	12-250197-000	Spacer
9	11-001314-000	Cap Screw-H. Hd. (5/16-24 X 2 1/2")	66	10-376009-000	Washer (5/16")
10	11-001314-000	Cap Screw-H. Hd. (5/16-24 X 2 1/2")	67	11-190012-000	Washer (5/16")
11	11-170010-000	Locknut (5/16-24)	68	11-001278-000	Cap Screw-H. Hd. (5/16-18 X 3 1/2")
12	11-420096-000	Bearing (Plain-Bronze)	69	11-002075-000	Cap Screw-H. Hd. (5/16-18 X 3 3/4") H. T. Link Assembly (See Page 69 for Breakdown)
13	11-420097-000	Trip Cylinder	70	11-420095-000	Bearing (Plain-Bronze)
14	11-190508-000	Washer (1/4")	71	12-252361-000	Bracket
15	11-195014-000	Lockwasher (1/4")	73	12-752015-000	Clip
16	12-252339-000	Compression Spring	74	11-007388-000	Cap Screw-H. Sec. F. Hd. (3/8-24 X 1 1/2")
17	12-252339-000	Compression Spring	78A	11-007386-000	Cap Screw-H. Sec. F. Hd. (3/8-24 X 1 1/4")
18	11-420098-000	Bearing (Plain-Bronze)	79	12-252295-000	R.H. End Plate-Astrogrey (Illustrated)
19	11-420098-000	Bearing (Plain-Bronze)	80	12-252296-000	R.H. End Plate-Astrogrey (Not Illustrated)
20	11-001178-000	Cap Screw-H. Hd. (1/4-20 X 1 1/2")	81	11-190018-000	Washer (1/2")
21	11-001178-000	Cap Screw-H. Hd. (1/4-20 X 1 1/2")	82	10-386128-000	Spacer
22	11-190508-000	Washer (1/4")	83	11-195013-000	Lockwasher (5/16")
23	11-195014-000	Lockwasher (1/4")	84		Rake Crank Link Assembly (See Page 69 for Breakdown)
24	12-252339-000	Compression Spring	85		
25	12-252339-000	Compression Spring			
26	12-252338-000	Compression Spring			
27	12-252331-000	Shaft End			
28	11-101208-000	Cone Point Set Screw			
29	11-101208-000	Cap Screw-H. Hd. (1/4-20 X 1 1/8")			
30	11-200003-000	"X" Washer (1/4")			
31	11-001183-000	Cap Screw-H. Hd. (1/4-20 X 1 1/8")			
32	11-190509-000	Washer (1/16")			
33	12-252339-000	Roller Bracket			
34	11-420097-000	Roller Bracket			
35	12-100185-021	Roller Bracket			
36	11-170106-000	Locknut (1/4-20) Thin			
37	11-450303-000	Roller Bearing			
38	12-252330-000	Penetration Spring			
39	11-001193-000	Cap Screw-H. Hd. (1/4-20 X 2 1/4")			
40	12-252332-000	"X" Washer Pin			
41	10-386062-000	Spacer			
42	12-100185-020	Locknut (1/4-20)			
43	11-170007-000	Trip Bracket			
44	12-252334-000	"X" Washer (1/8")			
45	11-230001-000	Cap Screw-H. Hd. (1/4-20 X 2 1/4")			
46	11-002008-000	Washer			
47	12-250076-003	Bumper			
48	12-252090-000	Bearing			
49	12-250091-000	Cap Screw-H. Hd. (1/4-20 X 2 1/4")			
50	12-252339-000	Spacer			
51	11-002008-000	Link Assembly (See Page 69 for Breakdown)			
52					

FEB 83

RAKE ASSEMBLY



INDEX NO.	PART NO.	DESCRIPTION
R42	12-250010-9	Link Assembly (See Page 69 for Breakdown)
R43	11-002007	"X" Washer Pin
R43A	11-002007	Hex Head Cap Screw (For Machines 34, 650 to 50, 000 & from 50, 499 Up)
R44	11-230003	"X" Washer
R44A	11-170007	Flexlock Nut (For Machines 34, 650 to 50, 000 & from 50, 499 Up)
R45	12-250076-3	Washer
R45A	12-250183-5	Spacer (For Machines 34, 650 to 50, 000 & from 50, 499 Up)
R46	12-250092	Bumper Assembly
R49	12-250010-11	Link Assembly (See Page 69 for Breakdown)
R50	11-230001	"X" Washer Pin
R51	12-250053-3	Washer
R52	12-250127	Tension Spring
R54	12-250044	Latch
R55	12-250265	Rake Lever Shoe
R56	11-345412	Roll Pin
R59	11-350021	Retaining Ring
R61	11-170012	Flexlock (For Machines 29, 638 Up)
R61A	12-250183-2	Spacer (For Machines 29, 638 Up)
R61B	10-002005	Hex Head Cap Screw (For Machines 29, 638 Up)
R64	12-250053-2	Washer
R69	12-250042	Tension Spring Assembly
R70	11-345306	Roll Pin
R70A	11-345312	Roll Pin
R71	11-005188	Socket Head Cap Screw
R71A	11-002067	Hex Head Cap Screw (For Machines 27, 001 Up)
R72	11-125100	Hex Nut
R72A	11-125102	Hex Nut (For Machines 27001 Up)
R72B	11-195015	Lockwasher (For Machines 27001 Up)
R73	N. A.	Rake Hook Lever (See Note III)
R73A	12-250262	Rake Hook Lever
R74	N. A.	Bearing (Purchase Parts Listed in Note III)

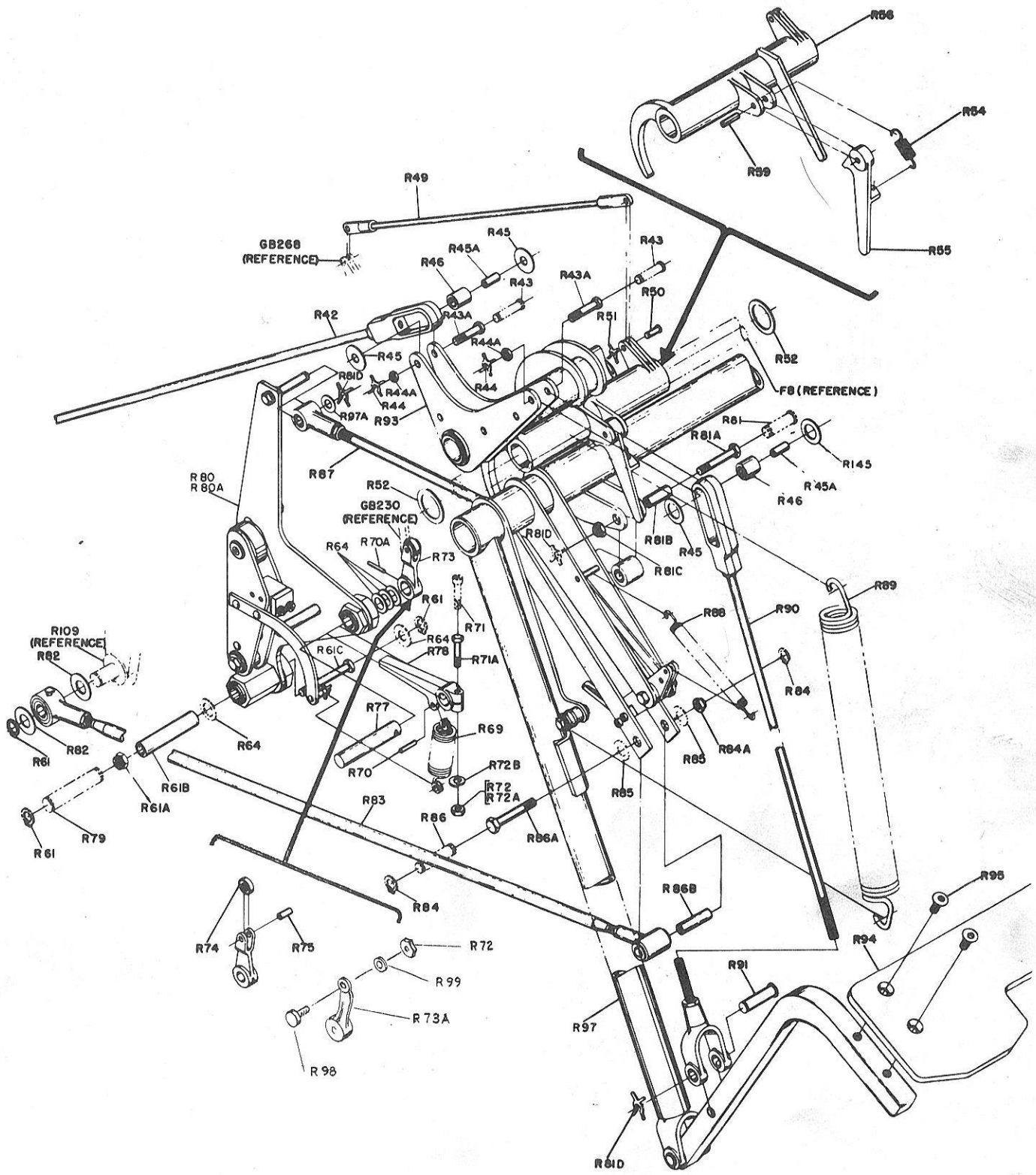
INDEX NO.	PART NO.	DESCRIPTION
R75	11-345407	Roll Pin
R77	12-250035	Shaft
R78	12-250033	Latch
R79	12-250052-2	Cam Follower Arm Assembly (See Page 70 through 71 for Breakdown) (For Machines Prior to 29, 638 Order 12-250235, 12-100338-3 & 11-230005)
R80		Cam Follower Arm Assy. (For Machines 29, 638 Up) (See Pages 70 and 71 for Breakdown)
R80A	12-250235	Washer
R81	Obsolete	
R81A	11-001311	"X" Washer Pin (See Note I)
R81B	12-250183-4	Hex Cap Screw
R81C	11-170010	Spacer
R81D	11-230005	Flexlock Nut
R82	11-190022	"X" Washer
R83		Washer
R84	11-430017	Rake Crank Link Assy. (See Page 69 for Breakdown)
R84A	11-170009	Retaining Ring (For Machines Prior to 24001)
R85	12-250053-4	Flexlock Nut
R86	Obsolete	
R86A	11-002070	Pin (See Note II)
R86B	12-250011-14	Hex Head Cap Screw (Special)
R87		Spacer
R88		Link Assy. (See Page 69 for Breakdown)
R89	12-250050	Tension Spring
R90	12-250051	Tension Spring
R91	12-250010-7	Link Assy. (See Page 69 for Breakdown)
R93	12-250048	"X" Washer Pin
R94		Rake Lift Arm Assy. (See Page 62 for Breakdown)
R95		Rake Board (See Page 66)
R97	11-007386	Flat Head Socket Cap Screw
R97A	12-100338-3	Rake Shaft & Sweep Arm Assy. (See Page 65 for Breakdown)
R98	11-437001	Spacer
R99	11-195014	Stud Bearing Lockwasher

NOTE I: For machines prior to Ser. No. 18, 001, order 12-250183-4, 11-001311 & 11-170010.

NOTE II: For Machines prior to Ser. No. 24001, order 12-250011-14, 11-002070 & 11-170009.

NOTE III: This style lever is no longer available. Order R73A (12-250262) along with R98 (11-437001), R72 (11-125100) and R99 (11-195014) to replace this lever.

RAKE ASSEMBLY



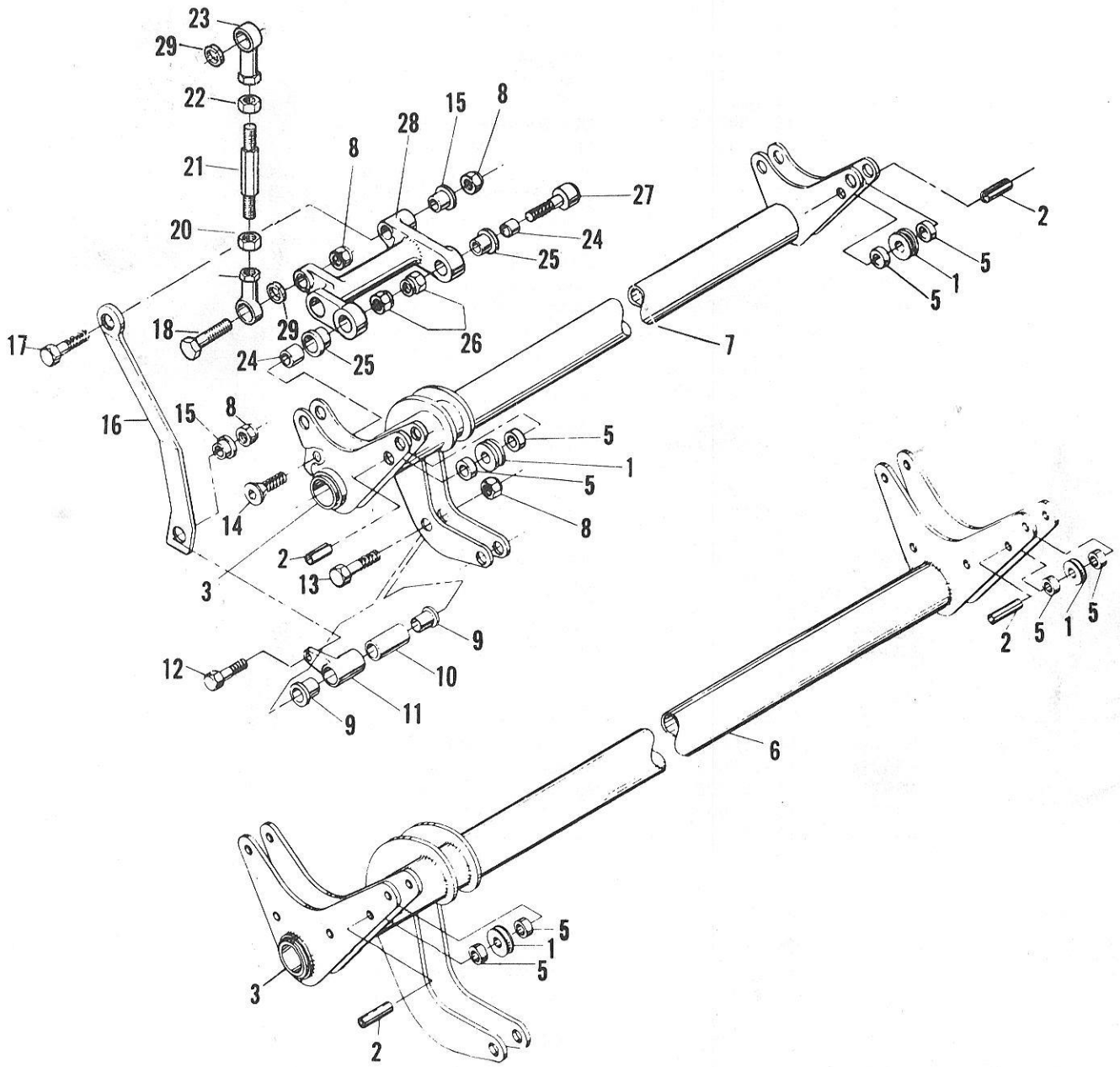
RAKE ASSEMBLY

<u>INDEX NO.</u>	<u>PART NO.</u>	<u>DESCRIPTION</u>
1.	10-376009-000	Roller (See Note 1)
2.	11-345516-000	Roll Pin
3.	11-421105-000	Bearing (2 Req'd)
5.	12-250011-015	Spacer
6.	12-250048-000	Rake Lift Arm Assembly (See Note 3)
7.	12-252048-000	Rake Lift Arm Assembly (See Note 2)
8.	11-170007-001	Locknut
9.	11-421104-000	Flanged Bearing
10.	12-100185-022	Spacer
11.	12-252355-091	Pivot Link (See Note 2)
12.	11-001185-001	Hex Head Bolt
13.	11-001194-001	Hex Head Bolt
14.	11-007267-001	Flat Head Hex Soc. Cap Screw
15.	11-421102-000	Flanged Bearing
16.	12-252356-000	Trip Rod Lever (See Note 2)
17.	11-001188-001	Hex Head Bolt
18.	11-001186-001	Hex Head Bolt
19.	12-860577-000	Rod End Kit-L.H. (See Note 2)
20.	11-125251-001	Hex Jam Nut-L.H.
21.	12-252353-000	Turnbuckle Rod (See Note 2)
22.	11-125201-001	Hex Jam Nut-R.H.
23.	12-860576-000	Rod End Kit-R.H. (See Note 2)
24.	12-100185-023	Spacer
25.	11-421103-000	Flanged Bearing
26.	11-170009-001	Locknut
27.	11-005266-001	Hex Soc. Hd. Cap Screw
28.	12-252354-000	Trip Arm (See Note 2)
29.	11-196012-001	Lockwasher

NOTE 1: For machine prior to serial no. 24000 order spacers and rollers in sets only.

NOTE 2: For all "A-2" machines (New or converted).

NOTE 3: For all "A" machines



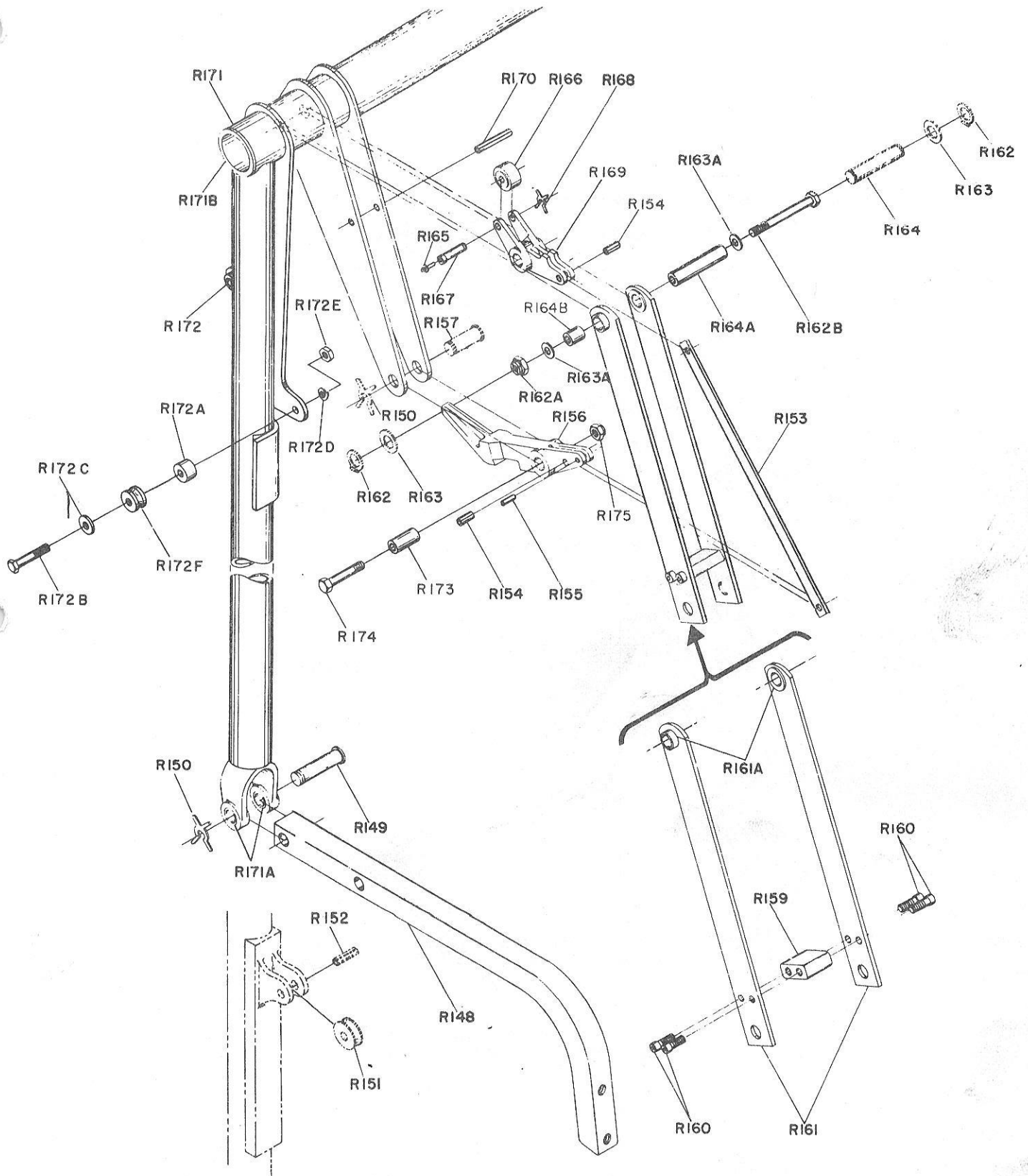
<u>INDEX</u> <u>NO.</u>	<u>PART NO.</u>	<u>DESCRIPTION</u>
R148	N. A.	Sweep Arm (See Note 1)
R149	12-250010-7	"X" Washer Pin
R150	11-230005	"X" Washer (1/4")
R151	12-250054-3	Wheel (See Note 2)
R152	12-200152-3	Knurl Pin
R153	12-250040	Link
R154	11-345406	Roll Pin
R155	11-345306	Roll Pin
R156	12-250049	Hook
R157	12-250010-8	"X" Washer Pin (See Note 2)
R159	12-250039	Block (See Note 4)
R160	11-005182	Cap Screw-H. Soc. (1/4 - 20 x 3/4")
	11-005194	Cap Screw-H. Soc. (1/4 - 20 x 2-1/2")
	11-170007	Locknut (1/4 - 20) See Note 4
R161	12-250225	Link and Bearing Assy. (See Note 3)
R161A	11-421017	Oilite Bearing (Flanged) 2 Req'd.
R162	11-530017	Retaining Ring (See Note 2)
R162A	11-170009	Flexlock Nut (5/16 - 18)
R162B	11-002072	Cap Screw-H. Hd. (5/16 - 18 x 3")H. T.
R163	12-250053-4	Spacer (See Note 2)
R163A	11-190012	Washer (5/16")
R164	12-250052-6	Pin (See Note 2)
R164A	12-250011-11	Spacer
R164B	12-250011-12	Spacer
R165	12-250085	Grease Fitting
R166	11-450302	Bearing
R167	12-250066	Pin
R168	11-230001	"X" Washer (1/8")
R169	12-250029	Bell Crank
R170	11-345418	Roll Pin
R171	12-860632	Rake Shaft Assembly
R171A	11-420063	Bearing (Plain - Bronze) 4 Req'd.
R171B	11-421030	Oilite Bearing (Flanged) 2 Req'd.
R172	11-420066	Bearing (Plain - Bronze) 2 Req'd.)
R172A	12-250197	Spacer
R172B	11-001270	Cap Screw-H. Hd. (5/16 - 18 x 1-3/4")
R172C	11-190012	Washer (5/16")
R172D	11-195015	Lockwasher (5/16")
R172E	11-125102	Hex Nut (5/16 - 18)
R172F	10-376009	Wheel
R173	12-250011-13	Spacer
R174	11-002068	Cap Screw-H. Hd. (5/16 - 18 x 2")
R175	11-170009	Locknut (5/16 - 18)

NOTE 1: For all "A" Machines. When one of these arms is needed, replace by ordering (2) each 12-860837 (See Page 58 - Index 1).

NOTE 2: For Machines prior to 24,000.

NOTE 3: When ordering Link & Bearing Assembly for machines, prior to Serial No. 2400, order (2) 12-250255, (1) 12-250011-14, (1) 11-002070 and (1) 11-170009.

NOTE 4: In 1963, the 12-250039 Block was revised from the illustrated style to a thru' going hole style. The mounting hardware for this style block is 2 each 11-005194 and 2 each 11-170007 - see Index R160 for descriptions.



RAKE SHAFT & SWEEP ARM ASSEMBLY



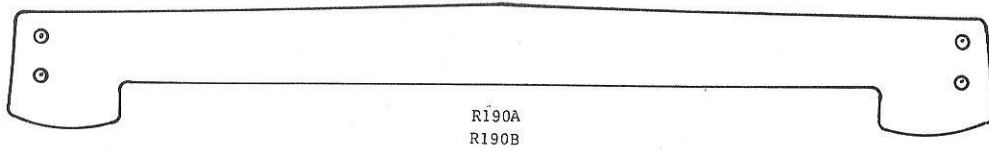
<u>INDEX NO.</u>	<u>PART NO.</u>	<u>DESCRIPTION</u>
R190A	12-252373-000	Rake Board-Astrogrey #5 w/o Decal
	12-252373-010	Rake Board-Brown w/o Decal
R190B	12-252374-000	Rake Board w/Cushion and Decal (Grey)
	12-252374-010	Rake Board w/Cushion and Decal (Brown)
R191	12-252548-000	Rake Board (Plain-for Narrow Kickbacks) Grey
	12-252548-010	Rake Board (Plain-for Narrow Kickbacks) Brown
R192	12-252372-000	Rake Board Cushion (Grey) (See Note 1)
	12-252372-010	Rake Board Cushion (Brown) (See Note 1)
R193		Rake Board (See Note 2) Rake Board (For Narrow Kick Back Machine) (See Note 2)
R195	12-252284-000	Rake Board Cushion (See Note 3)
R196	Obsolete	Decal for Crowned Rake Boards (Order 12-250258)
R197	12-250258-000	Decal for Straight Rake Boards
R198	12-252280-000	Decal
R199	11-676010-000	Cement (1/2 Pint) (See Note 4)
R200	12-252290-000	Decal (Astroline) Grey
	12-252290-010	Decal (Brunswick "2000") Brown

NOTE 1: For all machines with fiberglass Rake Board


NOTE 2: Magnesium Rake Boards N.A.-Order appropriate (1) piece molded board (See Index 190A and 191)

NOTE 3: For use on metal Rake Boards only

NOTE 4: One can Part No. 11-676010 will be sufficient to glue eight (8) cushions to fiberglass Rake Board



R199



R195



R196



R197



R198



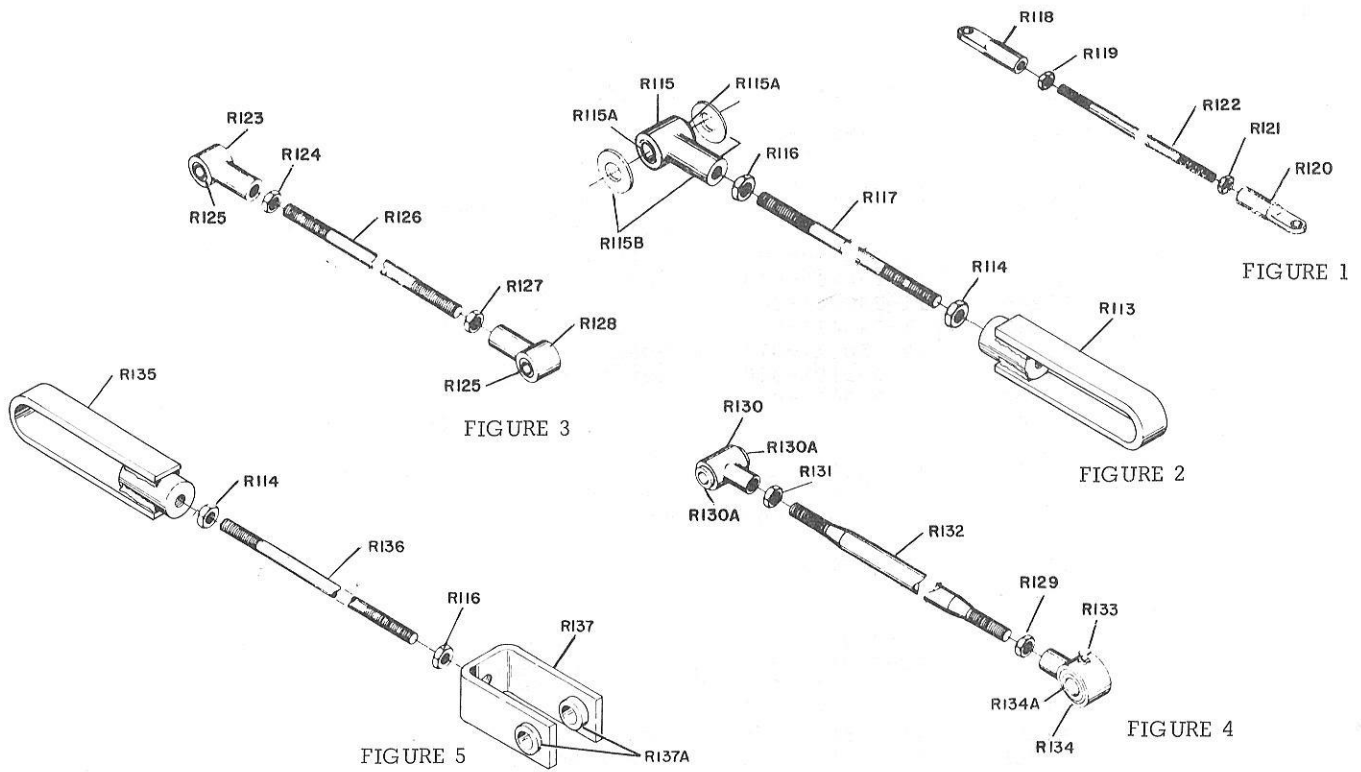
R200

<u>INDEX NO.</u>	<u>PART NO.</u>	<u>DESCRIPTION</u>
R113	12-250028	Slotted Pivot
R114	11-125254	Jam Nut L. H. (3/8-16)
R115	12-250058	Rod End Assembly (See Note 1)
R115A	12-250248	Bearing
R115B	12-250076-2	Fibre Washer
R116	11-125204	Jam Nut R. H. (3/8-16)
R117	12-250015-2	Rod (43-7/16")
R118	12-250021-2	Rod End (R. H. thread 1/4-20)
R119	11-125200	Jam Nut R. H. (1/4-20)
R120	12-250021-3	Rod End (L. H. thread 1/4-20)
R121	11-125250	Jam Nut L. H. (1/4-20)
R122	12-250031-2	Rod (18-1/8")
R123	12-250060-3	Rod End Assy. w/bearing (L. H. thread)
R124	11-125256	Jam Nut L. H. (7/16-14)
R125	11-420035	Bearing (Plain - Bronze) 1 Req'd
R126	12-250032-2	Rod (20-5/8")
R127	11-125206	Jam Nut R. H. (7/16-14)
R128	12-250060-2	Rod End Assy. w/bearing (R. H. thread)
R129	11-125257	Jam Nut L. H. (7/16-20)
R130	12-250014	Pivot Assembly (w/bearings)
R130A	11-421027	Oilite Bearing (flanged) 2 Req'd
R131	11-125207	Jam Nut R. H. (7/16-20)
R132	12-250022-2	Rod (40")
R133	11-590000	Oiler
R134	12-250020	Pivot Assembly (w/bearing)
R134A	11-420069	Bearing (Plain - bronze) 1 Req'd
R135	12-250028	Slotted Pivot Assembly
R136	12-250024-2	Rod (56-3/4")
R137	12-250027	Pivot Assembly (w/bearings)
R137A	11-420063	Bearing (Plain - Bronze)
R138	12-252365	Rod End Assembly (w/bearing)
R139	12-250011-3	Spacer
R140	11-125209	Jam Nut - R. H. (1/2-20)
R141	12-252364-3	Tube (46-5/8")
R142	11-125259	Jam Nut L. H. (1/2-20)
R143	12-252029	Pivot
R144	11-125263	Jam Nut - L. H. (5/8-18)
R145	12-250278-2	Rod (40-7/8")
R146	10-125002	Jam Nut R. H. (5/8-18)
R147	12-250273	Pivot Assembly
R148	12-250011-14	Spacer
R149	11-421027	Oilite Bearing (flanged)
R150	12-252000-53	Rod End w/Bearing
R151	11-420102	Bearing
R152	12-250011-19	Spacer
R153	12-252024-4	Rod (59-1/2")
R154	12-250275	Pivot Assembly (w/bearings)
	11-420069	Bearing (Plain - Bronze)

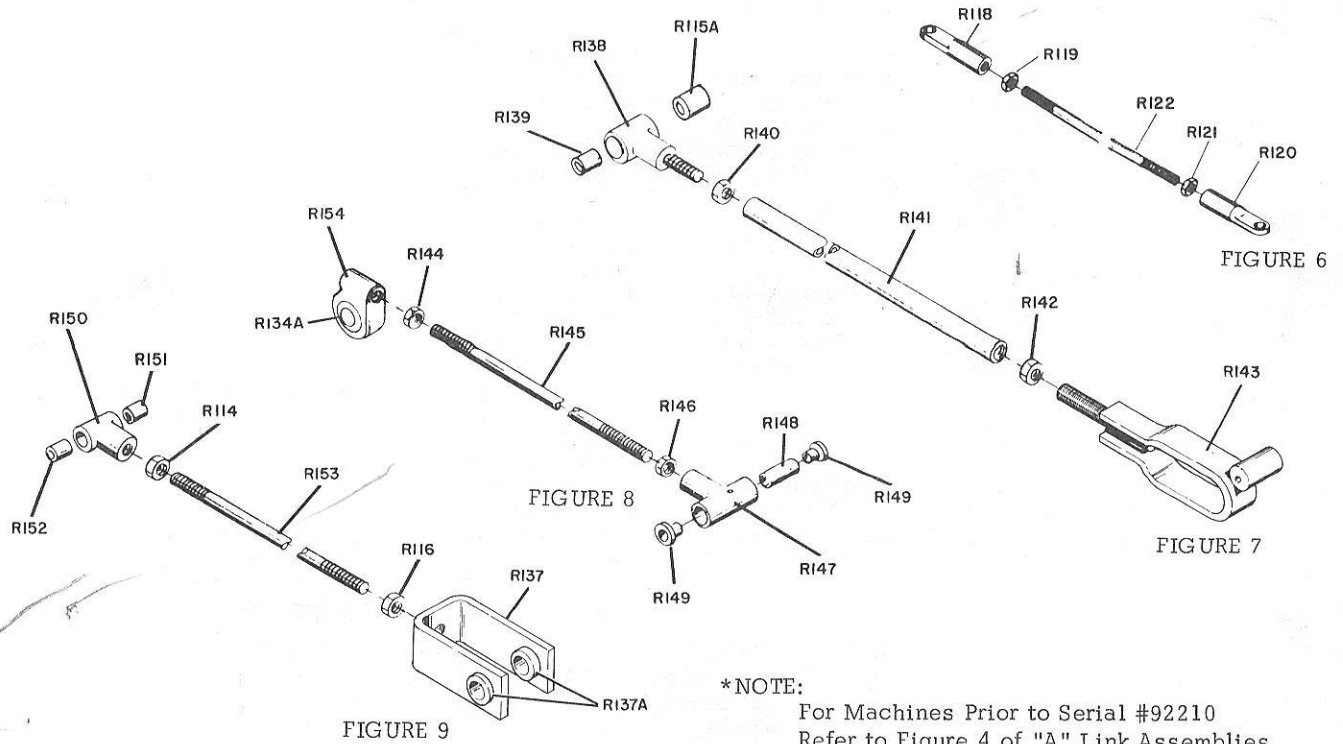
NOTE 1: 12-250058 consists of Rod End with 12-250248 bearing plus 2 each 12-250076-2 fibre washers.

5912
56-3/4
56-3/4

LINK RODS & ENDS



"A" MACHINE LINK ASSEMBLIES

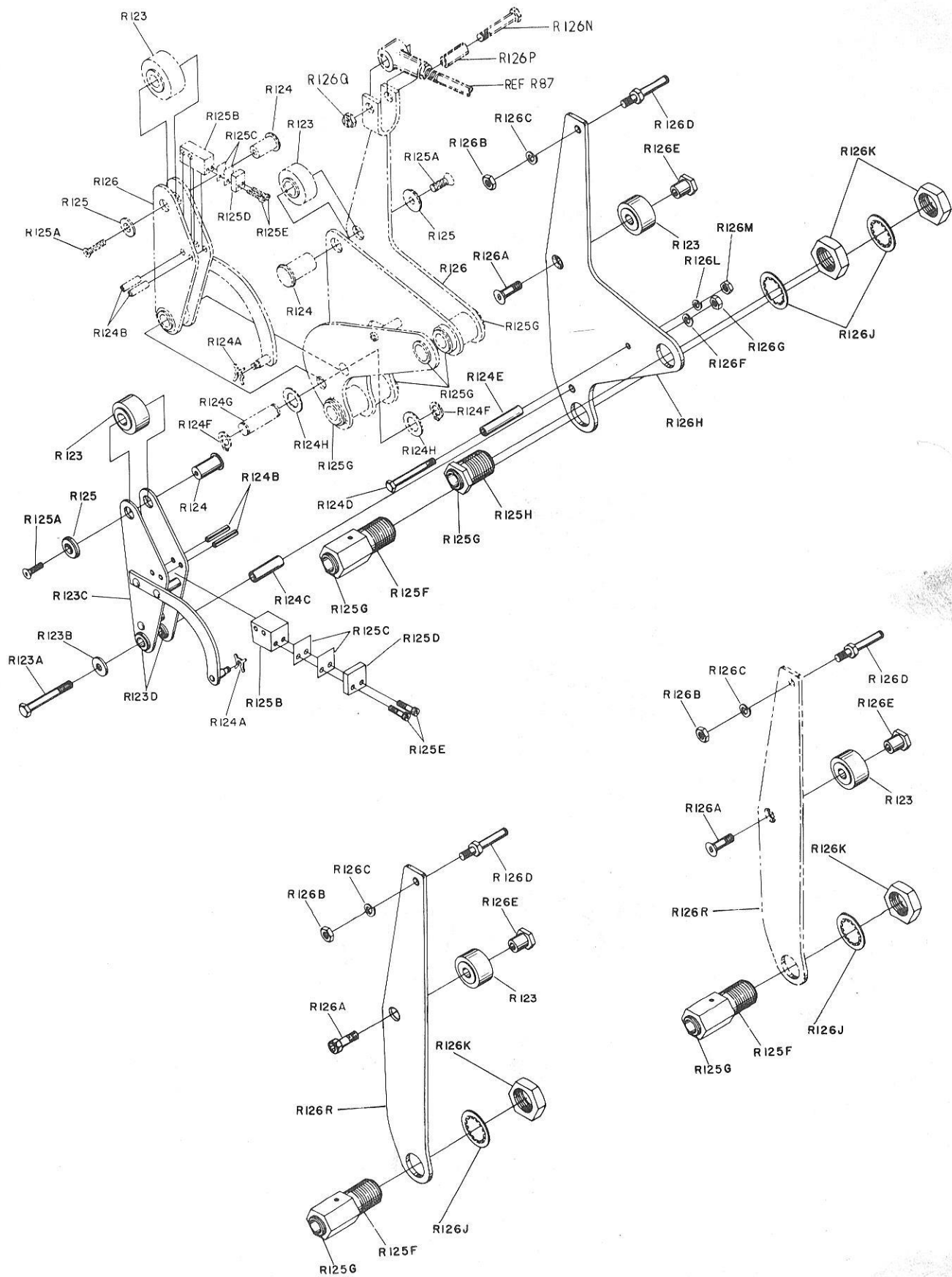


*NOTE:
For Machines Prior to Serial #92210
Refer to Figure 4 of "A" Link Assemblies

"A-2" MACHINE LINK ASSEMBLIES
LINK RODS & ENDS

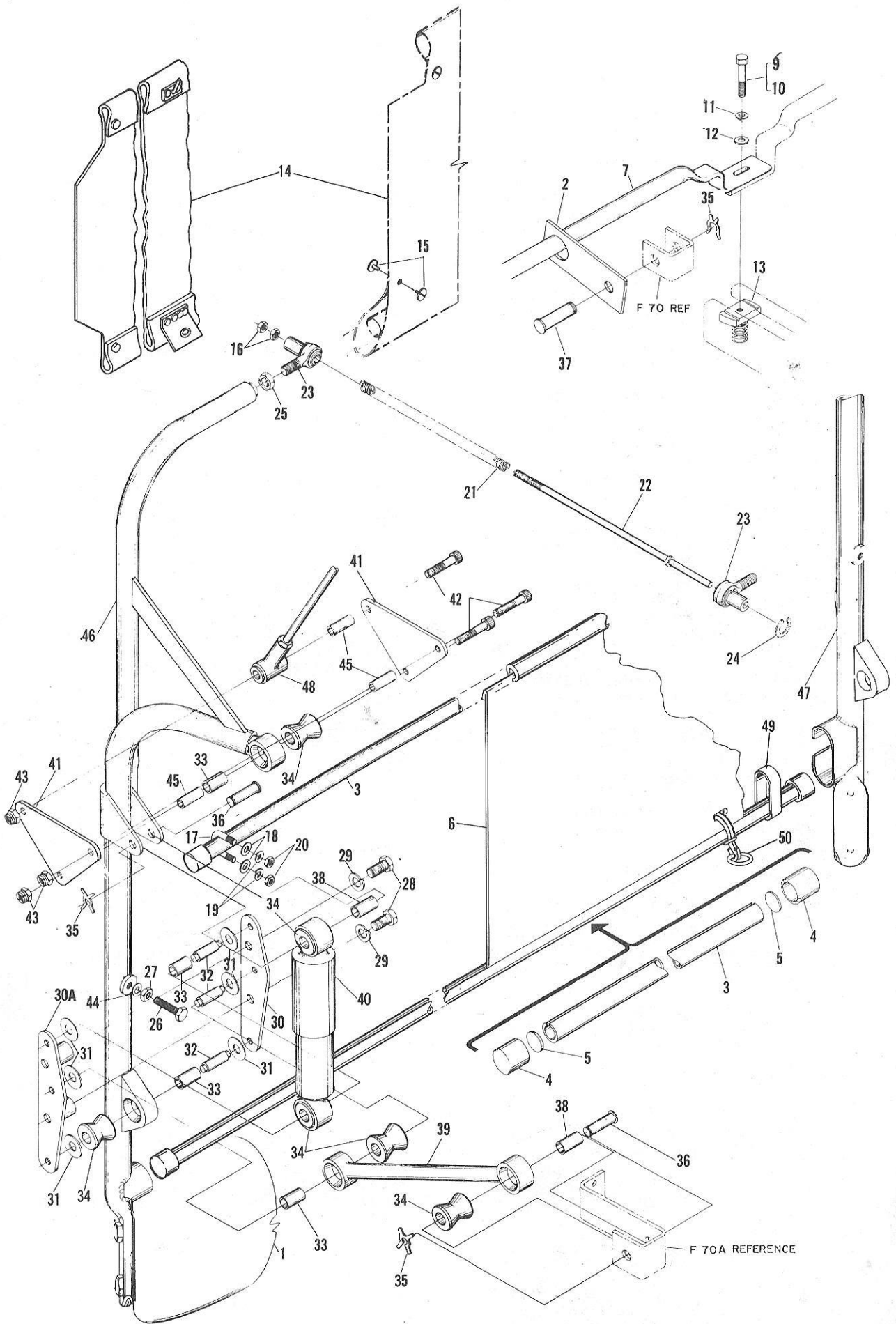
<u>INDEX NO.</u>	<u>PART NO.</u>	<u>DESCRIPTION</u>
R123	11-460000-000	Bearing
R123A	11-001474-000	Hex Head Bolt
R123B	11-191014-000	Washer
R123C	12-250242-000	Rake Cam Follower Complete Assembly
R123D	11-421060-000	Bearing
R124	12-250140-000	Cam Follower Pin
R124A	11-230001-000	"X" Washer
R124B	11-345414-000	Roll Pin
R124C	12-250011-017	Spacer
R124D	11-001191-000	Hex Head Bolt
R124E	12-250011-016	Spacer
R124F	11-530021-000	Retaining Ring (For Machines Prior to Ser. No. 28,701)
R124G	12-250052-003	Pin (For Machines Prior to Ser. No. 28,701)
R124H	12-250053-002	Washer (For Machines Prior to Ser. No. 28,701)
R125	12-250141-000	Clamp Washer
R125A	11-007086-000	Flat Head Hex Socket Cap Screw
R125B	12-250143-000	Stop Block
R125C	12-250144-002	Shim (As Req'd) 0.030
	12-250144-003	Shim (As Req'd) 0.005
R125D	12-250145-000	Stop
R125E	11-005094-000	Hex Socket Head Cap Screw
R125F	12-250230-000	Hub & Bearing Assembly
R125G	11-421019-000	Bearing (2 Req'd)
R125H	12-250231-000	Hub & Bearing Assembly
R126	Obsolete	Cam Follower Arm Assembly Order 12-250235, 12-100338-3, 11-230005-1
R126A	11-007386-000	Flat Head Cap Screw (For Countersunk Cam Follower Arm)
	11-002155-000	Hex Hd. Socket Cap Screw (For Cam Follower Arm without Countersink)
R126B	11-125104-000	Hex Nut
R126C	11-195016-000	Lockwasher
R126D	12-250229-000	Pivot Stud
R126E	12-250244-000	Bearing Stud
R126F	11-195017-000	Lockwasher
R126G	11-125107-000	Hex Nut
R126H	12-250234-000	Cam Follower Arm (only)
	12-250235-000	Cam Follower Arm Assy. (See Note)
R126J	11-199019-000	Internal Tooth Lockwasher
R126K	11-125221-000	Hex Jam Nut
R126L	11-195014-000	Lockwasher
R126M	11-125100-000	Hex Nut
R126N	11-001311-000	Hex Cap Screw (For Machines Ser. No. 18001 to 28701)
R126P	12-250183-004	Spacer (For Machines Ser. No. 18001 to 28701)
R126Q	11-170010-000	Flexlock Nut (For Machines Ser. No. 18001 to 28701)
R126R	12-252234-000	Cam Follower Arm (only) A-2
	12-252235-000	Cam Follower Arm Assy. (Consists of all items illustrated with 12-252234 assembled together)

NOTE: 12-250235 consists of 12-250242 (R123C assembled to 12-250234 (R126H) with all attached hardware and bearings. (See page 61-index R80A)



<u>INDEX NO.</u>	<u>PART NO.</u>	<u>DESCRIPTION</u>	<u>INDEX NO.</u>	<u>PART NO.</u>	<u>DESCRIPTION</u>
1.	12-250166-051	Pit Cushion Assembly (See Pages 76 & 77)	27.	11-125204-000	Hex Jam Nut
2.	12-250171-000	Bracket (For Machines Prior to Serial #7362)	28.	11-001544-000	Hex Hd. Bolt
3.	12-250827-003	Rod	29.	11-195018-000	Lockwasher
4.	12-250153-000	Rod End	30.	12-250069-000	Link
5.	12-250152-000	Disc	30A.	12-250067-000	L.H. Link Assembly
6.	N.A.	Surlyn Curtain		12-250068-000	R.H. Link Assembly (Not Shown)
7.	12-250123-000	Curtain Hanger (For Machines Prior to Serial #7362)	31.	12-250076-002	Washer
8.	N.A.		32.	12-250065-000	Pin
9.	11-001184-000	Hex Hd. Bolt (For Machines Prior to Serial #7362) Single Kickback	33.	12-250075-000	Bearing
10.	11-001186-000	Hex Hd. Bolt (For Machines Prior to Serial #7362) Common Kickback	34.	12-250189-000	Rubber Grommet
11.	11-195014-000	Lockwasher	35.	11-230005-000	X-Washer
12.	11-190010-000	Washer	36.	12-250010-006	X-Washer Pin (For Machines Serial #7362 Up)
13.	11-180002-000	Clamping Nut & Spring Assembly	37.	12-250172-000	Pin (For Machines Prior to Serial #7362)
14.	N.A.	Rubber Pit Curtain (Old Style) (12-250822)	38.	12-250011-002	Spacer
	12-862167-000	Rubber Pit Curtain	39.	12-250070-000	Link Assembly
15.	12-250122-013	Binder Post Screw	40.	12-250173-000	Shock Absorber
	12-250122-012	Binder Post	41.	12-250016-000	Link Plate
16.	11-125202-000	Hex Jam Nut	42.	11-005354-000	Hex Soc. Hd. Cap Screw
17.	12-250168-000	"U" Bolt (For Machines Serial #7362 Up)	43.	11-170011-000	Flex Lock Nut
18.	11-190012-000	Washer (For Machines Serial #7362 Up)	44.	11-195016-000	Lockwasher
19.	11-195015-000	Lockwasher (For Machines Serial #7362 Up)	45.	12-250011-003	Spacer
20.	11-125103-000	Hex Nut (For Machines Serial #7362 Up)	46.	12-250073-000	L.H. Pit Cushion Arm Assembly
21.	12-250077-000	Trip Spring	47.	12-250074-000	R.H. Pit Cushion Arm Assembly
22.	12-250081-000	Trip Rod Assembly	48.		Link Assembly (See Page 68 for Breakdown)
23.	12-250160-000	Rod End & Sleeve Assby	49.	12-250257-085	Curtain Rod Retainer (Pkg.) (See Note 1)
24.	12-250086-000	Snap Ring	50.	12-250833-000	Retainer (Shock Cord)
25.	11-125209-000	Hex Jam Nut			
26.	12-250089-000	Hex Hd. Bolt			

NOTE 1: By Ordering 1 each 12-250257-85
you will receive a package of 10
pieces. Order 1 for every 10 that
you desire.



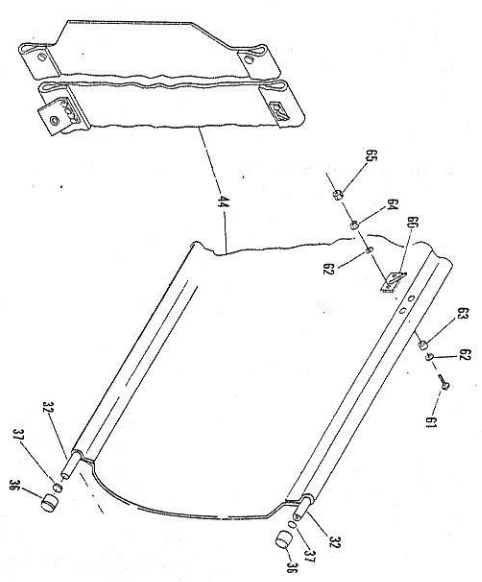
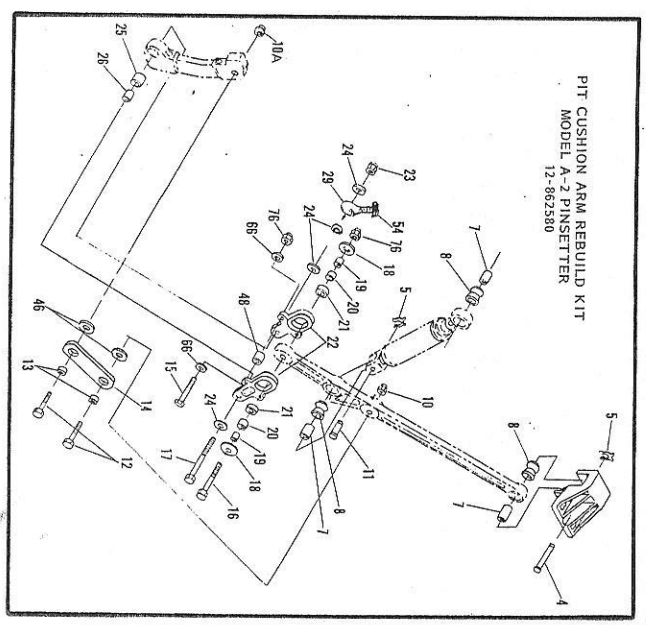
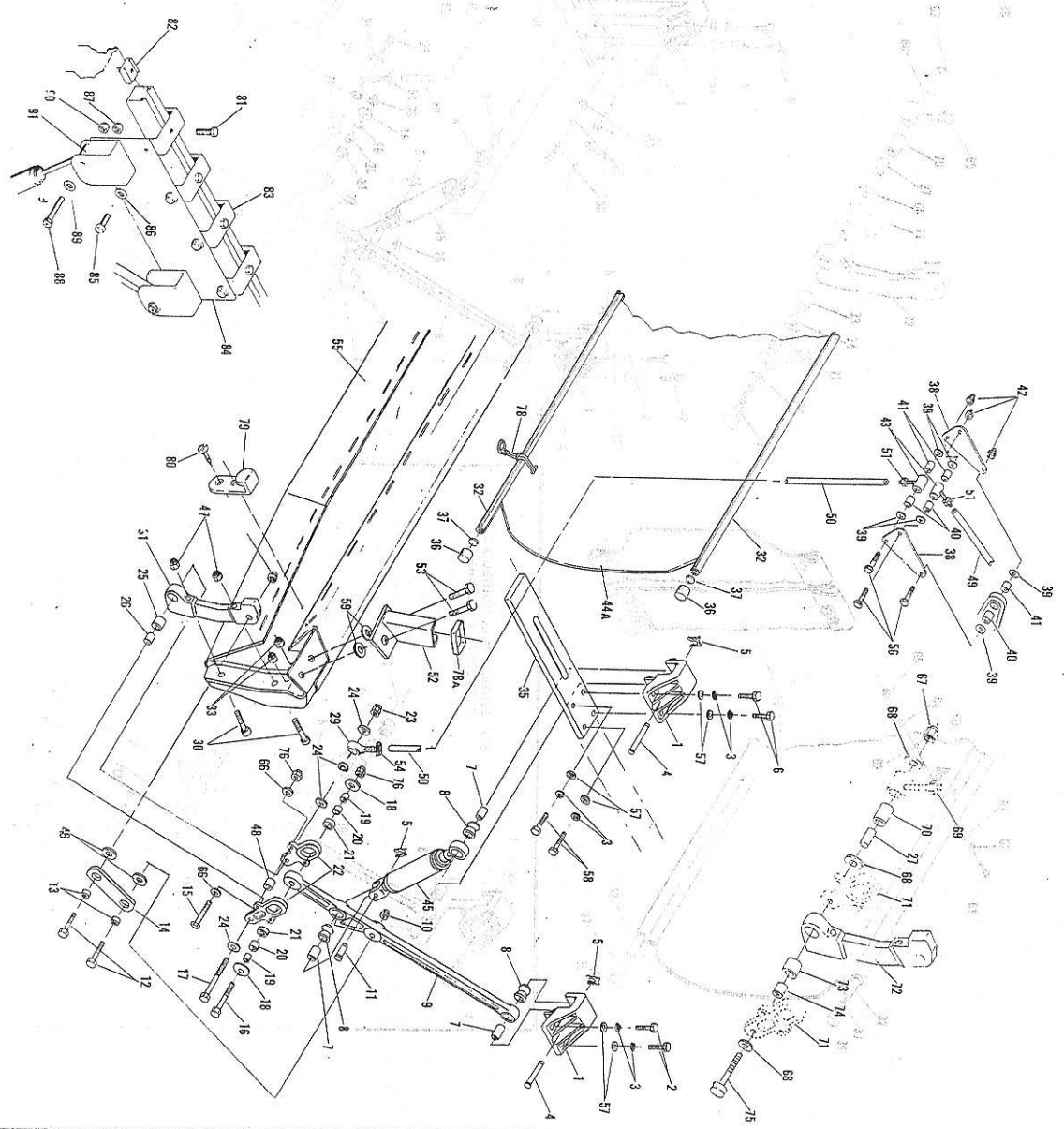
INDEX NO.	PART NO.	DESCRIPTION	INDEX NO.	PART NO.	DESCRIPTION
1.	12-252344-000	Cushion Bracket (4 Req'd)	57.	11-190014-000	Washer (3/8")
2.	11-001344-000	Cap Screw-H. Hd. (3/8-16 X 1")	58.	11-002125-000	Cap Screw-H. Hd. (3/8-16 X 1 1/4")
3.	11-195016-000	Lockwasher (3/8")	59.	10-386096-000	Spacer
4.	10-229602-000	X-Washer Pin (4 Req'd)	60.	12-250823-000	Hook Assembly
5.	11-230005-000	X-Washer (1/4")	61.	11-107110-000	Mach. Screw-R. Hd. (10-32 X 1")
6.	11-001347-000	Cap Screw-H. Hd. (3/8-16 X 1 3/8")	62.	11-190006-000	Washer (#10)
7.	12-250011-002	Spacer	63.	10-386115-000	Spacer
8.	12-250189-000	Rubber Bushing	64.	11-195010-000	Lockwasher (#10)
9.	12-252073-000	Support Arm	65.	11-125005-000	Hex Nut (10-32)
10.	11-121522-000	Nylon Cap Lock Nut	66.	11-190511-000	Washer (13/16")
10A.	11-170016-000	Locknut	67.	Obsolete	Order 12-862015 (See Note 1)
11.	10-229601-000	X-Washer Pin	68.	Obsolete	Order Uniball Conversion Kit
12.	12-252352-000	Cushion Arm Bolt	69.	Obsolete	Order Uniball Conversion Kit
13.	12-252350-000	Bushing	70.	Obsolete	Order Uniball Conversion Kit
14.	12-252069-000	Link	71.	Obsolete	Order Uniball Conversion Kit
15.	11-001394-000	Cap Screw-H. Hd. (3/8-24 X 2 1/2")	72.	Obsolete	Order Uniball Conversion Kit
16.	10-002001-000	Cap Screw-H. Hd. (3/8-24 X 2 3/4")	73.	Obsolete	Order Uniball Conversion Kit
17.	10-002006-000	Cap Screw-H. Hd. (1/2-20 X 3 1/2")	74.	Obsolete	Order Uniball Conversion Kit
18.	11-190512-000	Washer (13/32")	75.	Obsolete	Order Uniball Conversion Kit
19.	12-252349-000	Follower Spacer	76.	11-121519-000	Nylon Cap Nut (3/8-24)
20.	11-420094-000	Plain Bearing (Bronze)	78.	12-250833-000	Retainer (Shock Cord)
21.	12-252351-000	Roller	78A.	12-252061-000	Curtain Rod Retainer
22.	12-252346-000	Follower Link	79.	12-250834-000	Clip
23.	11-121523-000	Nylon Cap Lock Nut	80.	11-082062-000	Screw
24.	11-190520-000	Washer (1")	81.	11-001508-000	Hex Hd. Bolt (1/2-13 X 1 1/2")
25.	10-424001-000	Grooved Bearing	82.	11-180006-000	Clamp Nut & Spring Assy.
26.	12-100185-036	Spacer	83.	12-252006-000	"U" Bracket
27.	Obsolete	Order 12-862015 Uniball Kit	84.	12-252005-003	L.H. Mounting Bracket
29.	12-252060-000	Rod End-Uniball	85.	11-001346-000	R.H. Mounting Bracket
30.	10-009001-000	Cap Screw-H. Soc. (3/8-24 X 2 1/16")	86.	11-190014-000	Hex Hd. Bolt (3/8-16 X 1 1/4")
31.	12-252341-000	Cushion Mount	87.	11-170011-000	Plain Washer
32.	12-250827-003	Curtain Rods	88.	11-005514-000	Locknut
33.	11-170010-000	Locknut (5/16-24)	89.	11-190018-000	Hex Soc. Hd. Screw (1/2-13 X 2 1/2")
35.	12-252348-000	Elevator Plate	90.	11-170015-000	Plain Washer
36.	12-250153-000	Rod End	91.	12-250011-002	Locknut
37.	12-250152-000	Disc-Rod End	92.	12-862580-000	Spacer
38.	12-252359-000	Link Plate			Cushion Arm Rebuild. Kit (See Box Illustration)
39.	12-250076-002	Washer			
40.	12-250248-000	Bearing			
41.	12-250011-003	Spacer			
42.	11-170011-000	Locknut (3/8-16)			
43.	12-252365-000	Rod End			
44.	N.A.	Rubber Pit Curtain (Old Style) (12-250822)			
	12-862167-000	Rubber Pit Curtain			
44A.	N.A.	Surlyn Curtain			
45.	12-252173-000	Shock Absorber			
46.	12-252360-000	Washer			
47.	11-170012-000	Locknut (3/8-24)			
48.	10-386092-000	Spacer			
49.	12-252364-003	Tube			
50.	12-252364-002	Tube			
51.	11-125209-000	Hex Jam Nut R.H. (1/2-20)			
52.	12-252269-000	Curtain Rod Bracket (L.H.)			
	12-252268-000	Curtain Rod Bracket (R.H.)			
53.	11-002094-000	Cap Screw-H. Hd. (5/16-24 X 1")			
54.	11-125259-000	Hex Jam Nut L.H. (1/2-20)			
55.	12-862578-000	Pit Cushion			
56.	11-001354-000	Cap Screw-H. Hd. (3/8-16 X 2 1/2")			

NOTE 1: 12-862015 Rod End Conversion Kit
(Uniball) Consists of the Following:

2 ea.	12-252060	Uniball Rod Ends-Index 29
2 ea.	12-100185-36	Spacer-Index 26
8 ea.	11-190520	Washer-Index 24
2 ea.	11-125259	Hex Nut-Index 54
2 ea.	11-121523	Nylon Cap Nut-Index 23
2 ea.	10-002006	Hex Hd. Bolt-Index 17
4 ea.	12-252346	Follower Link-Index 22 (New Design) Instruction Sheet

FEB 83

MODEL A-2 PINSETTERS
PIT CURTAIN & PIT CUSHION ASSEMBLIES



<u>INDEX</u> <u>NO.</u>	<u>PART NO.</u>	<u>DESCRIPTION</u>
98	12-250136-000	End Tacking Board
98A	11-325008-000	Tack (As Req'd)
99	11-001552-000	Cap Screw-H. Hd. (1/2-20 X 2")
100	11-195018-000	Lockwasher (1/2")
101	12-250011-005	Spacer
101A	12-250011-009	Spacer
102	11-007300-000	Cap Screw-H. Soc. (5/16-24 X 5/8")
103	12-250166-051	Pit Cushion Assembly (Model "A")
104	12-250012-000	Pit Cushion Facing (Model "A")
	12-252012-000	Pit Cushion Facing ("A-2", Jet Back Mini-Kit)
105	12-250165-000	Tacking Board (Model "A")
	12-252165-000	Tacking Board ("A-2", Jet Back & Mini-Kit)
108A	11-325006-006	Tack (As Req'd)
109	Obsolete	Pit Cushion (Order 12-250166-051)
110	Obsolete	Rubber Edge
111	11-155612-000	Spline Nut
112	11-170016-000	Flexlock Nut (1/2-20)
112A	11-005553-000	Cap Screw-H. Soc. (1/2-20 X 2 1/4")
113	11-006305-000	Cap Screw-H. Soc. (5/16-24 X 1")
114	11-190012-000	Washer (5/16")
115	12-252363-000	Support Block
116	12-862578-000	Cushion Assembly ("A-2", Jet Back and Mini-Kit)
*117	11-676047-000	Cement (1 Gallon)
	11-676010-000	Cement (1/2 Pint)

NOTE: Pit Cushion complete assembly 12-250166-51 interchangeable on all "A" machines.

The Pit Cushion Facing, Pit Cushion and the Backing Plate are cemented together at assembly with Rubber Cement, Part No. 11-676010 or 11-676047.

See Page 208 for Pit Cushion Patch Kit.

*Not illustrated.

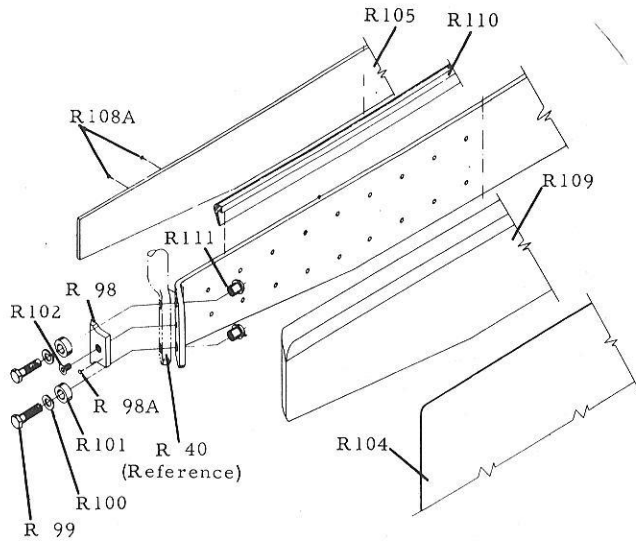


FIGURE 1
Pit Cushion Assembly
(for Machines Prior to Ser. No. 3920)

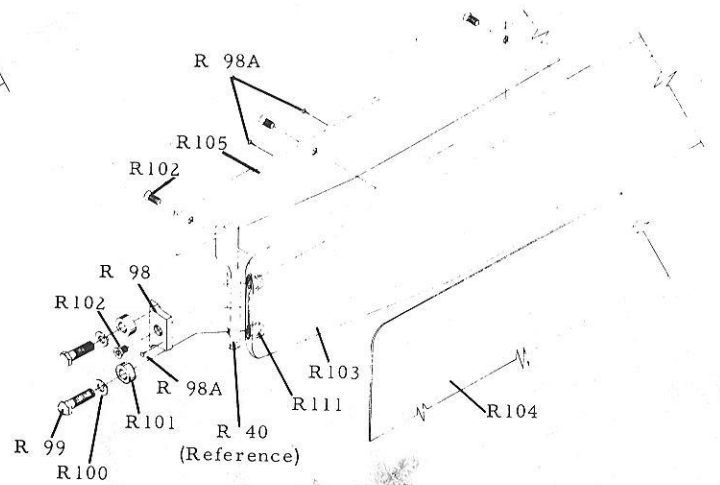


FIGURE 2
Pit Cushion Assembly
(for Machines Ser. No. 3920 to
Ser. No. 13156)

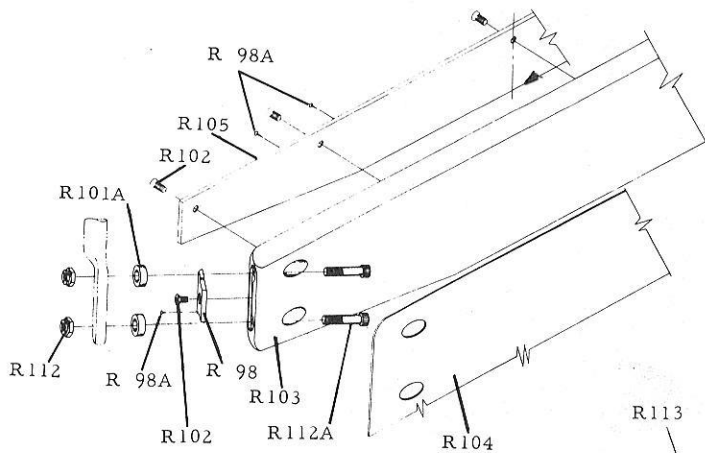


FIGURE 3
Pit Cushion Assembly 12-250166-51
(for Machines Ser. No. 13156 up)
See Note

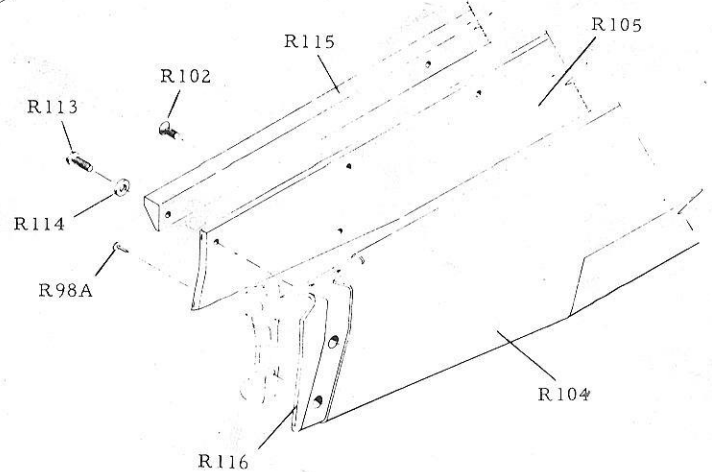
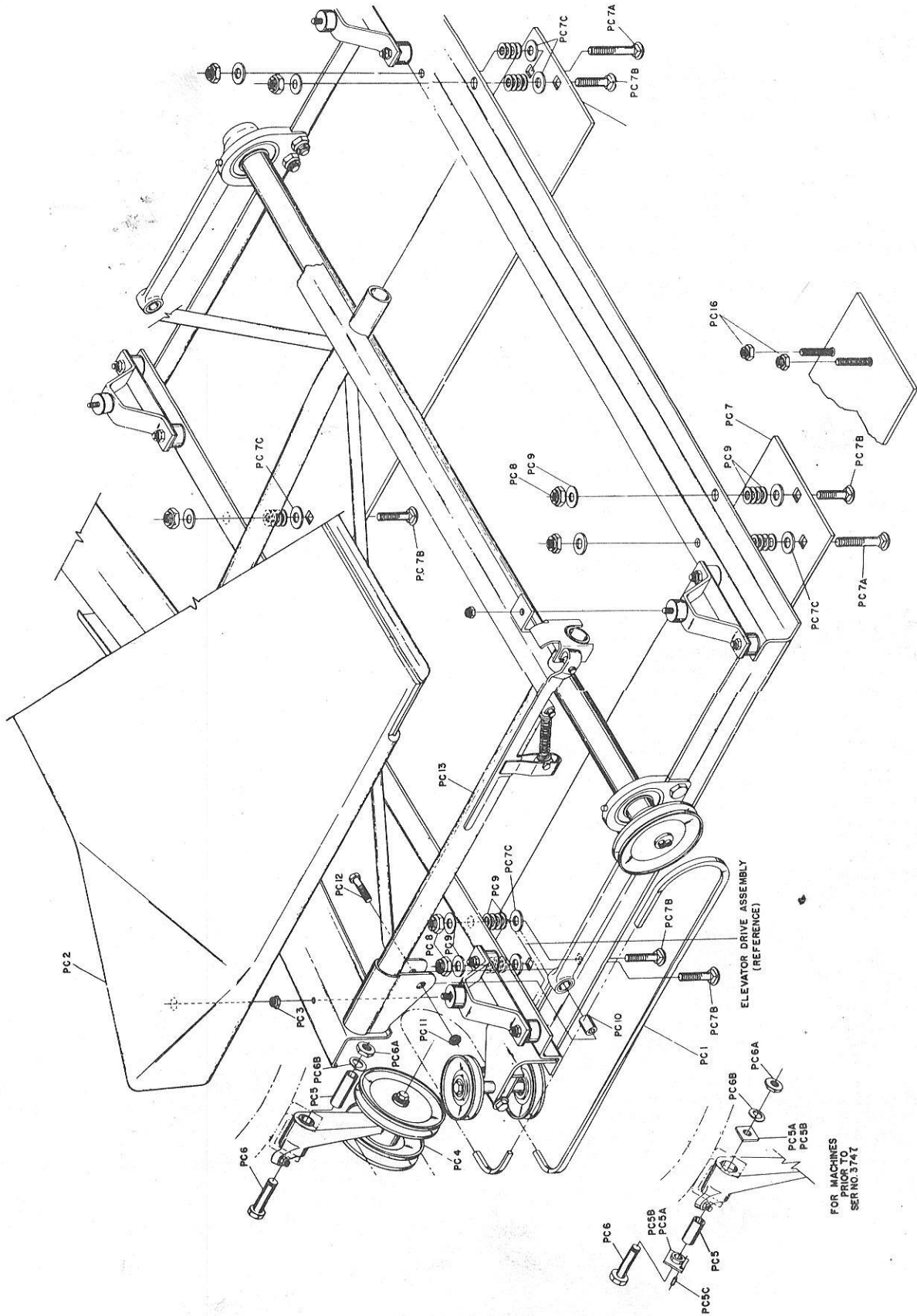


FIGURE 4
Pit Cushion Assembly
12-252304-51

PIT CUSHIONS

INDEX NO.	PART NO.	DESCRIPTION
PC1	12-300082-3	V Belt
PC2	12-300186	Pit Board Assembly (See Page 82 for Breakdown)(Order 12-860620-4)
PC3	11-176001	Keps Nut (5/16 - 18)
PC4		Pulley Arm Assembly (See Page 84 for Breakdown)
PC5	12-400286	Spring (For Machines so Equipped)
PC5A	12-400241	Spacer (Not Req'd on Machines Serial No. 95224 Up)
PC5B	12-400247-3	Bushing, Oversize, (7/8")
PC5C	12-400247-2	Bushing, Standard, (5/8")
PC6	11-345152	Roll Pin
PC6A	11-001357	Hex Head Bolt
PC6B	11-125104	Hex Nut
PC7	11-195016	Lockwasher
PC7A	12-300110	Pit Sub-Mounting Plate
PC7B	12-300107-3	Bolt (2 Req'd) (For Machine Serial No. 3850 Up)
	12-300107-2	Bolt (4 Req'd) (6 Req'd on Machines Prior to Serial No. 3850)
PC7C	11-191024	Washer
PC8	11-170016	Flexlock Nut
PC9	11-191018	Washer
PC10	11-450201	Inner Ring
PC11	11-155401	Spline Nut
PC12	11-001390	Hex Head Bolt
PC13	12-860659	Pit Frame Assembly (See Note I)
PC14	12-300104	Hex Head Bolt (1-7/8")
PC15	11-195018	Lockwasher
PC16	11-170013	Flexlock Nut (For Machines Equipped With 7/16 Welded Studs)

NOTE I: Part Number 12-860659 replaces both the Rear and Front Pit Frame Assemblies on machines prior to Serial Number 64, 648.



CONTINUED

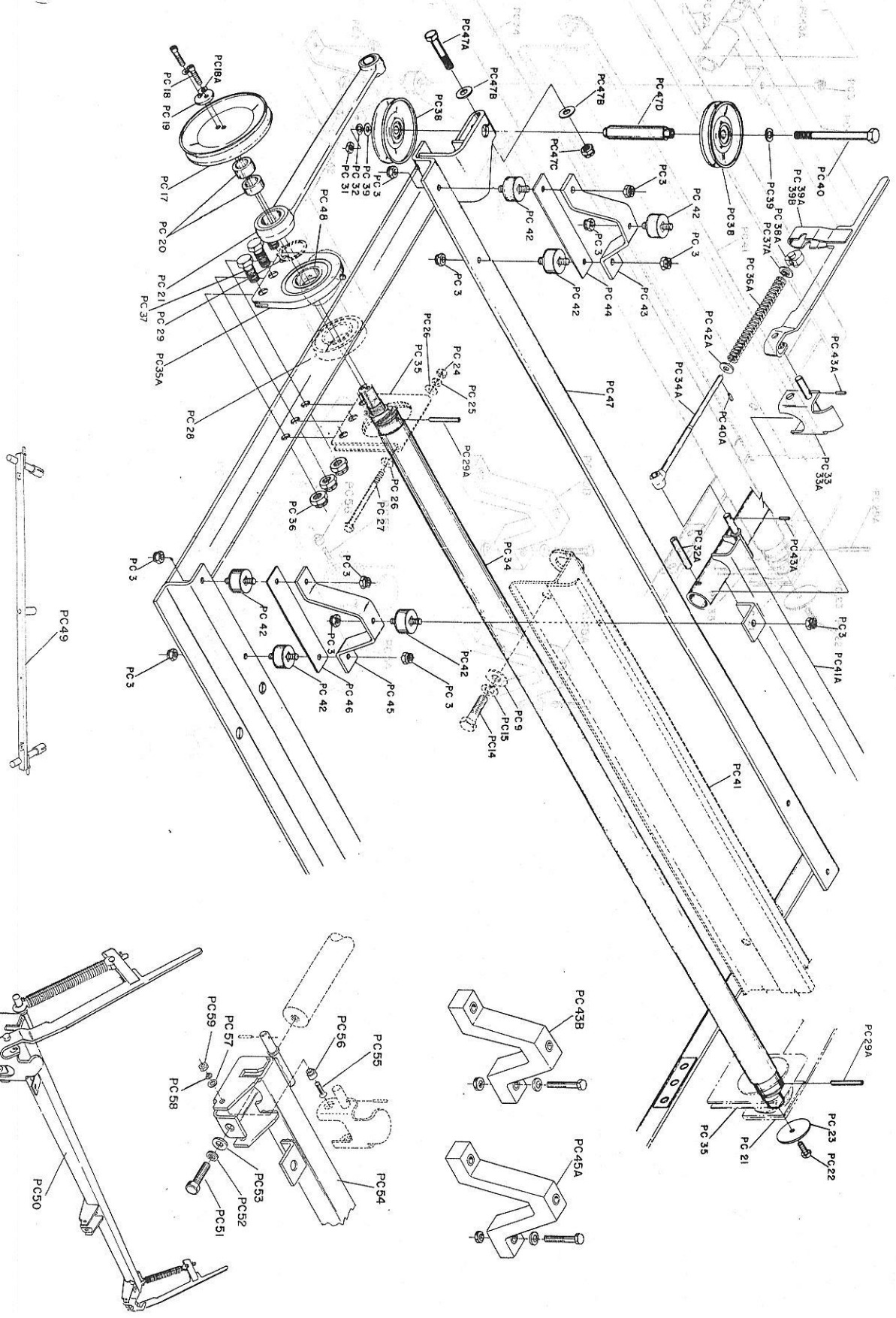
PIT CONVEYOR ASSEMBLY

<u>INDEX NO.</u>	<u>PART NO.</u>	<u>DESCRIPTION</u>
PC17	12-300088	Pulley Assembly
PC18	11-005184	Hex Socket Hd Cap Screw
PC18A	11-196012	Lockwasher
PC19	12-300016-2	Washer
PC20	12-300013-2	Spacer
PC21		Jogger Arm Assembly (See Page 85 for Breakdown)
PC22	11-110130	Hex Head Bolt
PC23	12-300081-4	Washer
PC24	Obsolete	Hex Nut
PC25	Obsolete	Lockwasher
PC26	Obsolete	Washer
PC27	11-001202	Hex Head Bolt
PC28	Obsolete	See Note I
PC29	11-530038	Retaining Ring (For Machines Prior to Ser. No. 21,487)
PC29A	11-345318	Roll Pin (For Machines Ser. No. 21,487 Up)
PC31	11-125102	Hex Nut
PC32	11-195015	Lockwasher
PC32A	11-345573	Roll Pin
PC33	12-300169	Clamp & Pin Assembly-L.H.
PC33A	12-300168	Clamp & Pin Assembly-R.H.
PC34	12-300141	Vibrator Shaft (See Note III)
PC34A	12-300170	Spring Guide
PC35	Obsolete	Bearing Bracket
PC35A	12-300160	Bearing & Housing Assembly
PC36	11-170114	Flexlock Nut
PC36A	12-300172	Compression Spring
PC37	11-001506	Hex Head Bolt
PC37A	12-300189	Step Washer
PC38	12-300075	Pulley Assembly
PC38A	12-300178	Pivot
PC39	11-190012	Washer
PC39A	12-300193	Lever & Bracket-L.H.
PC39B	12-300192	Lever & Bracket-R.H.
PC40	11-001286	Hex Head Bolt
PC40A	11-345258	Roll Pin
PC41	Obsolete	Front Pit Frame Assembly (See Note II)
PC41A	12-860659	Top Pit Frame Assembly
PC42	11-675000	Cylindrical Rubber Mount
PC42A	11-190016	Washer
PC43	12-300077	Rear Pier
PC43A	11-345160	Roll Pin
PC43B	90-300077	Rear Pier (Urethane)
PC44	12-300024-2	Rear Tie Plate
PC45	12-300076	Front Pier
PC45A	90-300076	Front Pier (Urethane)
PC46	12-300024-3	Front Tie Plate
PC47	12-300131	Bottom Pit Frame Assembly
PC47A	11-001393	Hex Head Bolt
PC47B	11-190014	Washer
PC47C	11-170012	Flexlock Nut
PC47D	12-300109	Shaft
PC48	12-300160-3	Bearing
PC49	12-300219	Pit Frame Adaptor
PC50	12-860624	Pit Frame Conversion Kit
PC51	11-001508	Hex Hd Bolt 1/2-13X1 1/2
PC52	11-195018	Lockwasher 1/2"
PC53	11-190018	Plain Washer 1/2"
PC54	12-300221	Channel Assembly
PC55	11-007092	Fl.Hd.Hex.Soc. Cap Screw #10-24 X 3/4"
PC56	12-300224	Pivot Post
PC57	11-190006	Plain Washer #10
PC58	11-195010	Lockwasher
PC59	11-125004	Hex Nut #10-24

NOTE I: When replacing 11-490003 Bearing, order 12-300160 Plus (3) 11-001508 Bolts (Replace bearing in sets only).

NOTE II: Part Number 12-860659 replaces both the Front and Rear Pit Frame Assemblies on machines prior to Serial No. 64, 648.

NOTE III: When replacing 12-300141 shaft on machines equipped with PC 35 bearing bracket and PC28 bearing - Order 2 each, 12-300160 (PC35A), 6 each, 11-170114 (PC36) and 6 each, 11-001506.



AUG 81

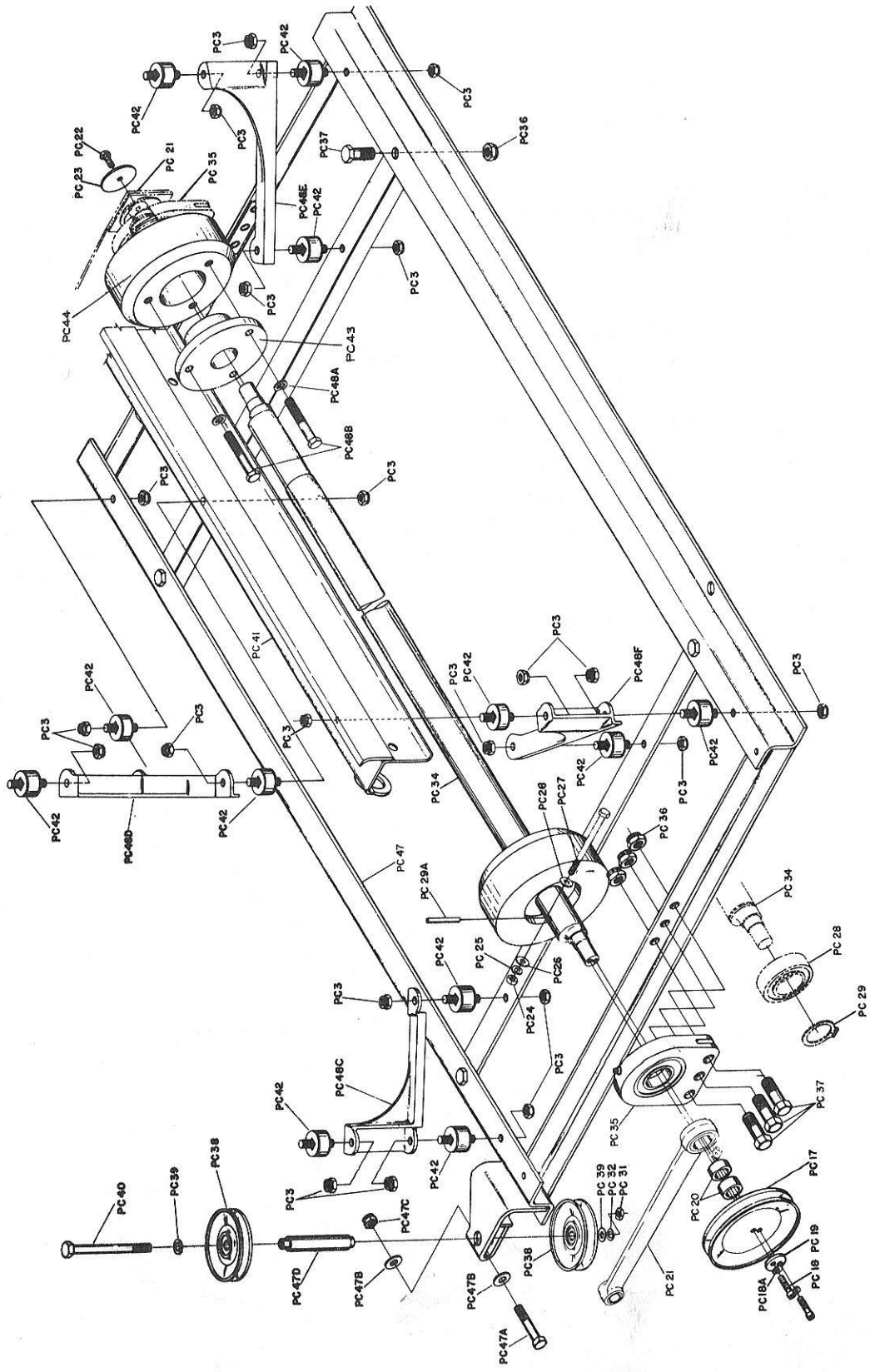
PTT CONVEYOR ASSEMBLY

<u>INDEX NO.</u>	<u>PART NO.</u>	<u>NAME</u>
PC3	11-176001	Keps Nut (5/16-18)
PC17	12-300117	Pulley Assembly
PC18	11-005184	Cap Screw-H. Soc. (1/4-20x1")
PC18A	11-196012	Hi Collar Lockwasher (1/4")
PC19	12-300016-2	Washer
PC20	12-300013-2	Spacer
PC21	12-300201	Jogger Arm Assembly (See page 85 for breakdown)
PC22	11-110130	Cap Screw-H. Hd. (1/4-20x3/4")
PC23	12-300081-4	Washer
PC24	11-125100	Hex Nut (1/4-20)
PC25	11-195014	Lockwasher (1/4")
PC26	11-190010	Washer (1/4")
PC27	11-001202	Cap Screw-H. Hd. (1/4-20x4-1/2")
PC28	Obsolete	Bearing (see Note 1)
PC29	11-530038	Retaining Ring (for Mach. so equipped)
PC29A	11-345318	Roll Pin (for Mach. so equipped)
PC31	11-125102	Hex Nut (5/16-18)
PC32	11-195015	Lockwasher (5/16")
PC34	12-300126	Pit Shaft
PC35	12-300160	Bearing w/bracket (See Note)
PC36	11-170114	Locknut (thin) 1/2-13
PC37	11-001508	Cap Screw-H. Hd. (1/2-13x1-1/2")
PC38	12-300075	Pulley Assembly
PC39	11-190012	Washer (5/16")
PC40	11-001286	Cap Screw-H. Hd. (5/16-18x5-1/2")
PC41	Obsolete	Front Pit Frame Assembly (See Page 80 - Note II)
PC42	11-675000	Cylindrical Rubber Mount
PC43	12-300116	Bushing
PC44	12-300129	Flywheel
PC47	12-300131	Pit Frame Assembly
PC47A	11-001393	Cap Screw-H. Hd. (3/8-24x2-1/4")
PC47B	11-190014	Washer (3/8")
PC47C	11-170012	Locknut (3/8-24)
PC47D	12-300109	Shaft
PC48A	11-195016	Lockwasher (3/8")
PC48B	11-001352	Cap Screw-H. Hd. (3/8-16x2")
PC48C	12-300113	L. H. Rear Pier
PC48D	12-300114	R. H. Rear Pier
PC48E	12-300115	Front Pier R. H.
PC48F	12-300195	Front Pier L. H.

NOTE 1 (For machines prior to serial no. 33,001 order
12-300160 plus (3) 11-001508)

NOTE 2 (For parts not shown, refer to Standard Pit Conveyor
Assembly Breakdown - Pages 78 thru 81)

OSCILLATING
PIT CONVEYOR ASSEMBLY



OSCILLATING
PIT CONVEYOR ASSEMBLY

<u>INDEX NO.</u>	<u>PART NO.</u>	<u>DESCRIPTION</u>	<u>INDEX NO.</u>	<u>PART NO.</u>	<u>DESCRIPTION</u>
PC49A	12-300206-000	Pit Board (Wood-See Note 6)	PC65	12-300205-003	Rubber Block (3X1-1/2X 1/4) (2 Req'd) (See Note 1)
PC50	12-300103-000	Pit Rug	PC66	12-300205-002	Rubber Block (3 X 1 1/2 X 5/8") (2 Req'd)
PC51	12-300207-000	L.H. Deflector Assembly (Also Order PC64)	PC67	11-090002-000	Screw Nail (7/8" Long) (4 Req'd) (See Note 2)
PC52	12-300208-000	R.H. Deflector Assembly (Also Order PC64)	PC68	11-090004-000	Screw Nail (1 1/4" Long) (4 Req'd) (See Note 3)
PC53	11-170009-000	Flexlock Nut	PC71	11-090011-000	Screw Nail (5/8" Long) (2 Req'd) (See Note 2)
PC54	11-190012-000	Plain Washer	PC72	11-090002-000	Screw Nail (7/8" Long) (2 Req'd) (See Note 3)
PC55	12-300093-003	Elevator Bolt (4 Req'd) (For Machines with Cast Deflector)	PC73	12-862366-000	Rubber Block Kit (See Note 5)
PC56	12-300093-002	Elevator Bolt (2 Req'd) For Machines with Cast Deflector)	1.	12-860620-002	Fiberglass Pit Board
PC56A	12-300093-004	Elevator Bolt (6 Req'd)	2.	12-860620-003	Fiberglass Pit Board Assy.
PC57	12-300146-002	Rubber Strip (2 Req'd)	3.	12-300146-004	Rubber Strip
PC58	11-090002-000	Screw Nail (4 Req'd)	4.	12-300146-002	Rubber Strip
PC59	12-300180-000	Rubber Strip (2 Req'd)	5.	12-300180-000	Rubber Strip
PC60	11-090001-000	Screw Nail (4 Req'd)	6.	12-300212-000	Block
PC61	12-300093-005	Elevator Bolt (6 Req'd)	7.	11-014090-000	Screw
PC62	11-190014-000	Washer (6 Req'd)	8.	11-170005-000	Self Locking Nut
PC63	11-170110-000	Locknut (6 Req'd)	9.	12-860725-000	Pit Carpet Cover
PC64	12-300162-000	Impact Cushion (2 Req'd)			

NOTE 1: Not required on boards with rubber pad under carpet.

NOTE 2: For use with pit board having rubber pad under carpet. (Order 1 lb. which is minimum order quantity)

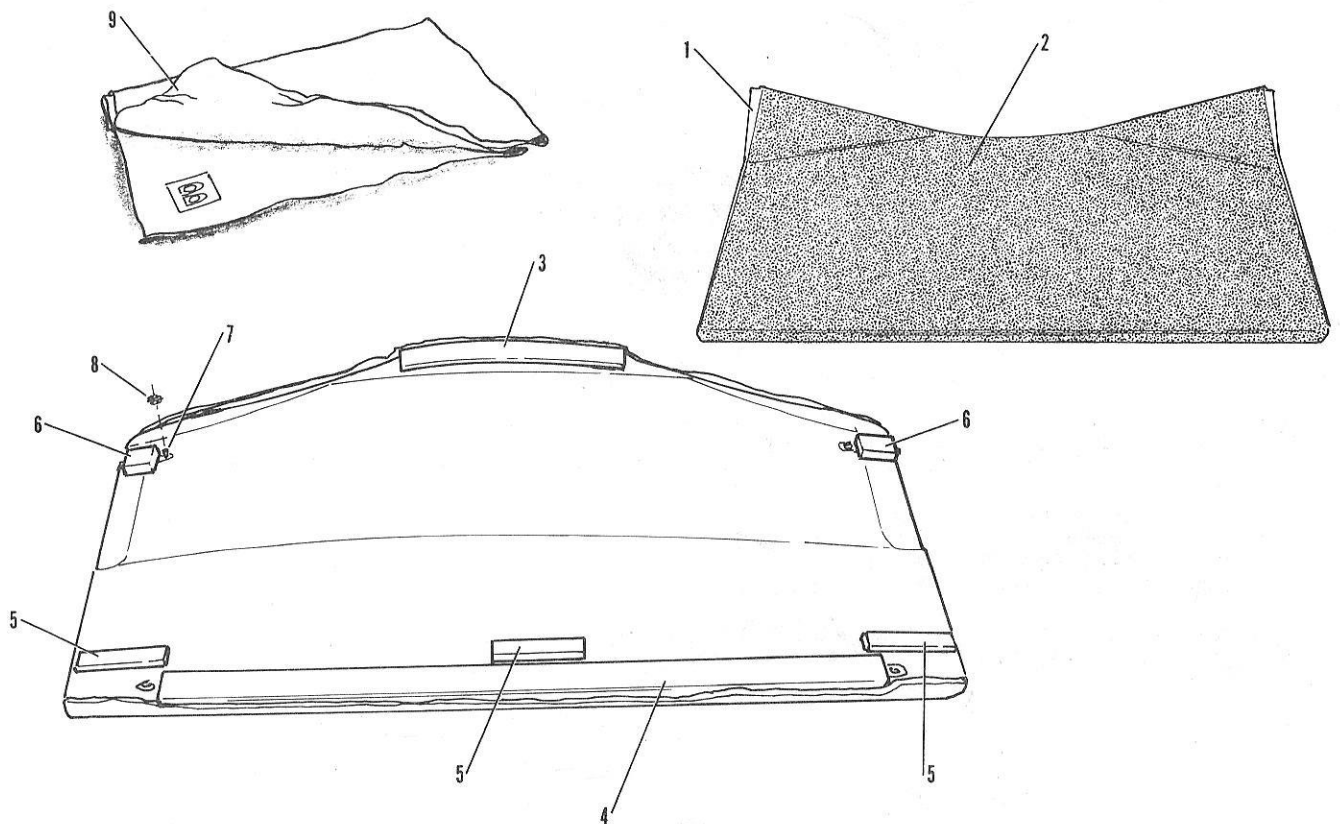
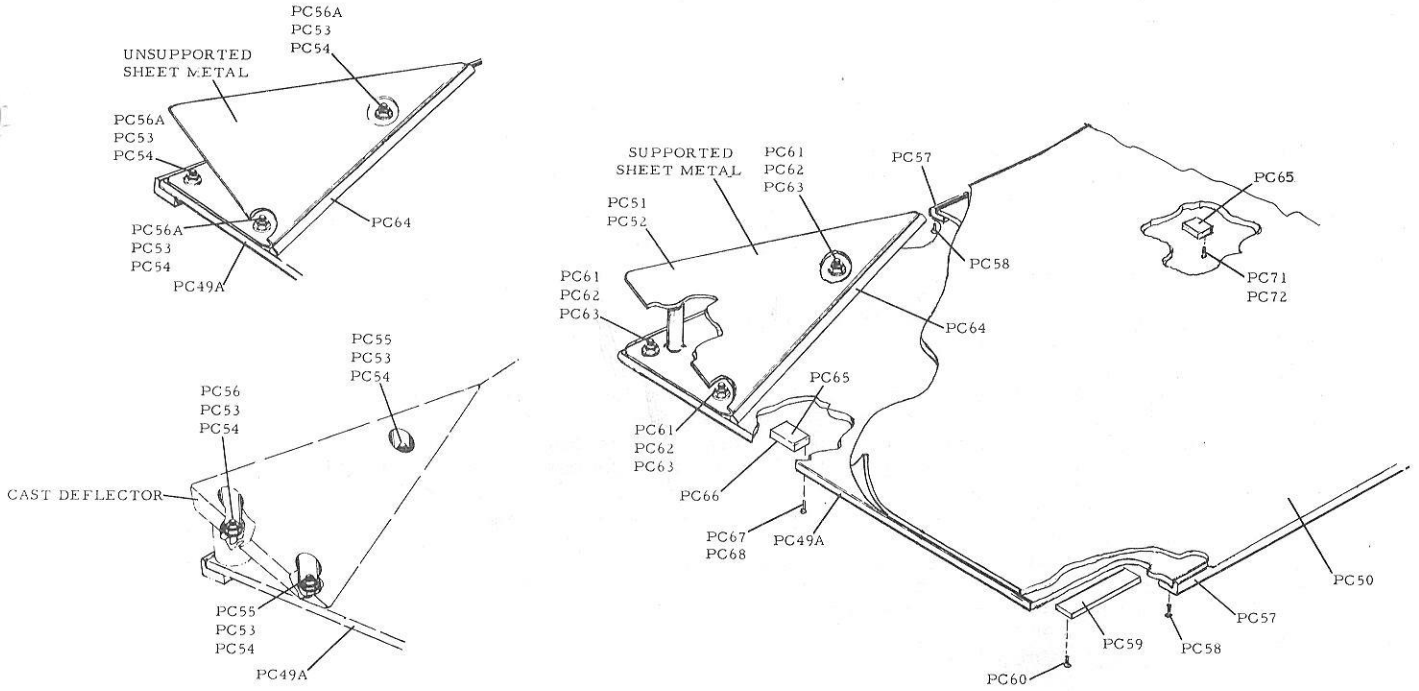
NOTE 3: For use with boards not having rubber pad under carpet. (Order 1 lb. which is minimum order quantity)

NOTE 4: Rug and rubber strips are glued to carpet with cement Part No. 11-676010 1/2 Pint or 11-676047 Gallon.

NOTE 5: 12-862366 Rubber Block Kit-Consists of:

2 ea. 12-300205-002 Rubber Block
4 ea. 12-300205-003 Rubber Block
4 ea. 11-090002-000 Screw Nail
4 ea. 11-090004-000 Screw Nail
2 ea. 11-090011-000 Screw Nail
1 ea. Cement (tube)

NOTE 6: Wood Pit Board Assemblies are no longer available. However the Pit Board, 12-300206 is available.



INDEX

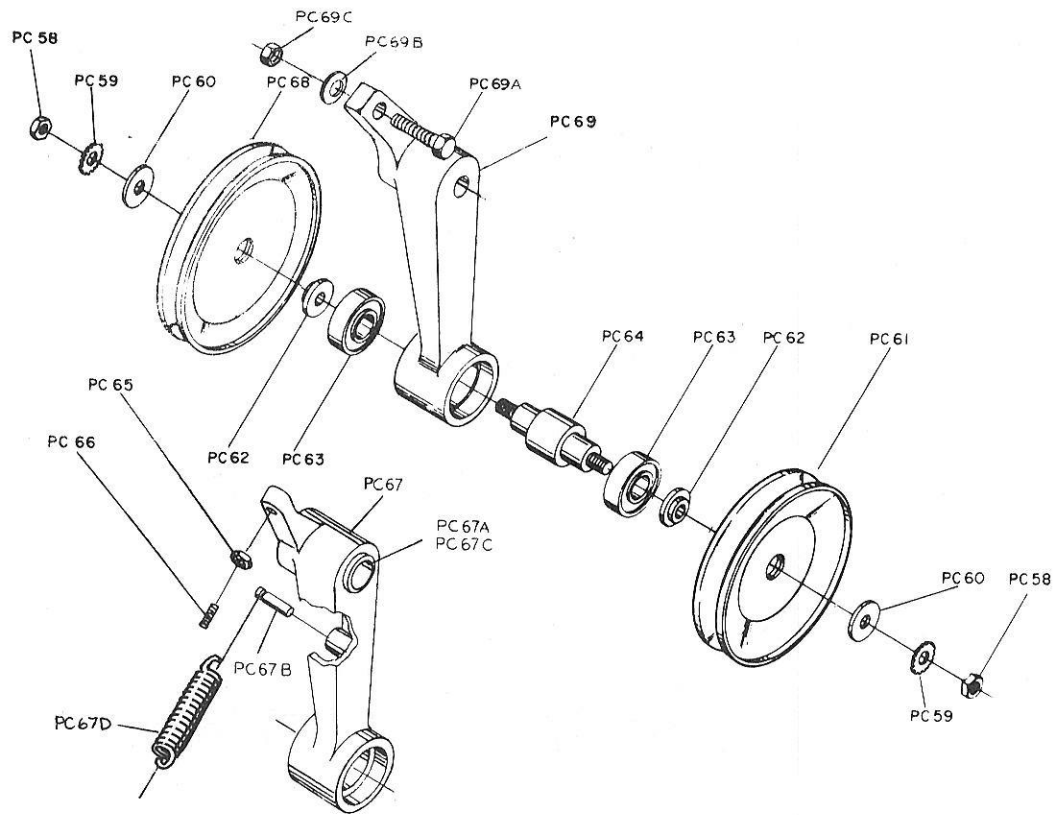
<u>INDEX NO.</u>	<u>PART NO.</u>	<u>DESCRIPTION</u>
PC58	11-125109-000	Hex Nut (See Note)
PC59	11-198009-000	External Tooth Lockwasher (See Note)
PC60	12-300147-000	Washer (See Note)
PC61	12-300071-000	Pulley Assembly
PC62	12-300148-000	Spacer (See Note)
PC63	11-430007-000	Bearing
PC64	12-300149-000	Shaft (See Note)
PC65	11-125202-000	Hex Jam Nut (For Machines Prior to 95224)
PC66	11-102220-000	Oval Point Socket Set Screw (For Machines Prior to 95224)
PC67	12-300108-000	Arm & Bearing Assembly (For Machines Prior to 95224)
PC67A	11-421058-000	Bearing (2 Req'd) (For Machines Prior to 95224)
PC67B	11-353208-000	Drivelok Pin (For Machines Prior to 95224)
PC67C	11-420054-000	Oilite Bearing (For Machines Prior to 24,000)
PC67D	12-400286-000	Spring
PC68	12-300073-000	Pulley Assembly
PC69	12-300203-000	Pulley Arm (For Machines 95224 Up)
PC69A	11-001270-000	Hex Head Bolt
PC69B	11-190012-000	Washer
PC69C	11-170009-000	Nut

NOTE: For machines prior to Serial No. 27,001, order 12-860641 Shaft Assembly.

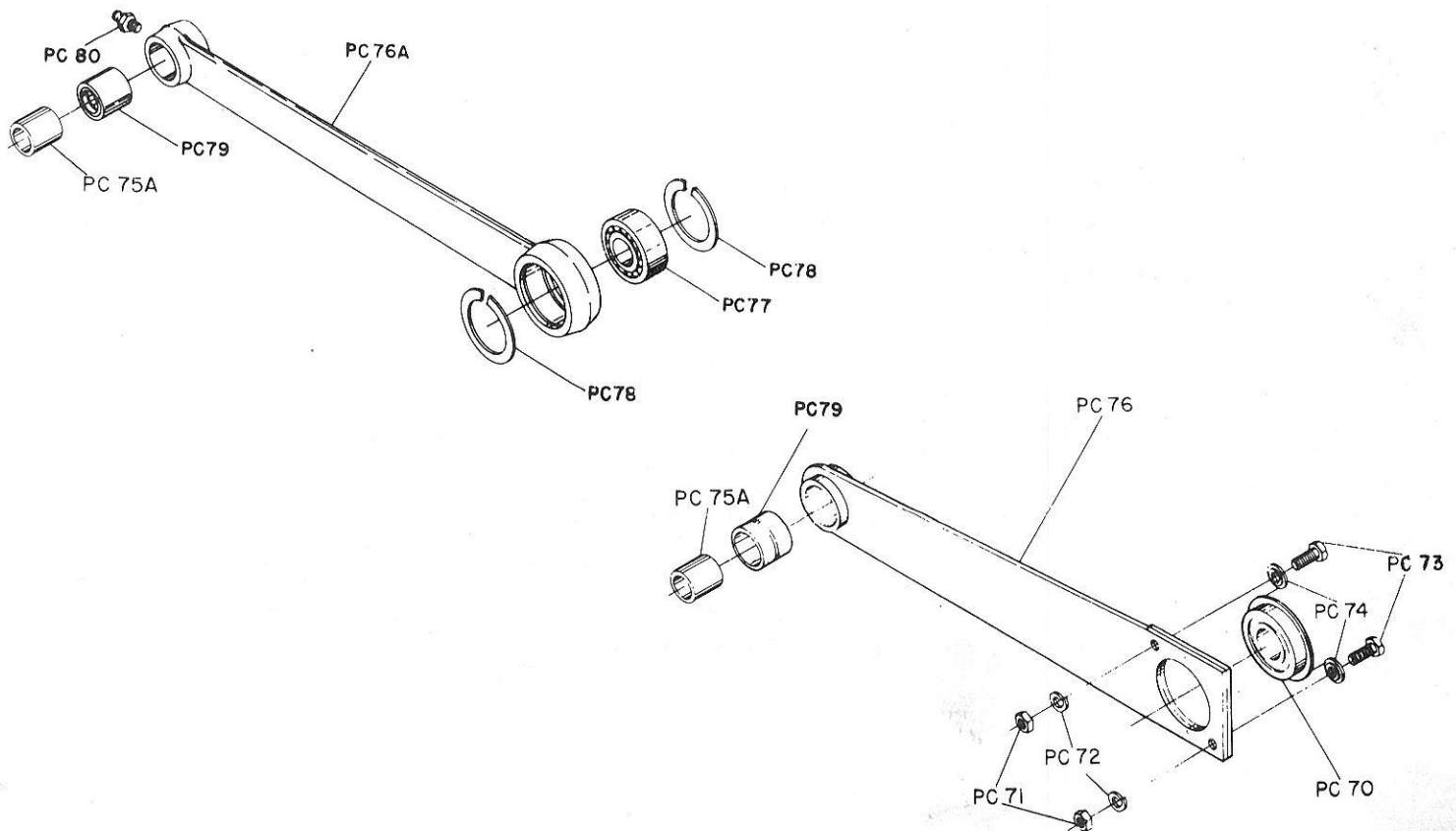
INDEX

<u>INDEX NO.</u>	<u>PART NO.</u>	<u>DESCRIPTION</u>
PC70	11-430016-000	Bearing
PC71	11-125100-000	Hex Nut
PC72	11-195014-000	Lockwasher
PC73	11-001184-000	Hex Head Bolt
PC74	12-400033-000	Bearing Retainer
PC75	N.A.	Roller Bearing Order 11-450001
PC75A	11-450201-000	Inner Ring
PC76	Obsolete	Jogger Plate Assembly (See Note)
PC76A	12-300163-000	Jogger Link
	12-300201-000	Jogger Link (Used only on Pit Conveyors having counter-weights or fly wheels.)
PC77	11-491000-000	Bearing
PC78	11-536026-000	Retaining Ring (2 Req'd)
PC79	11-450001-000	Bearing
PC80	11-280001-000	Grease Fitting

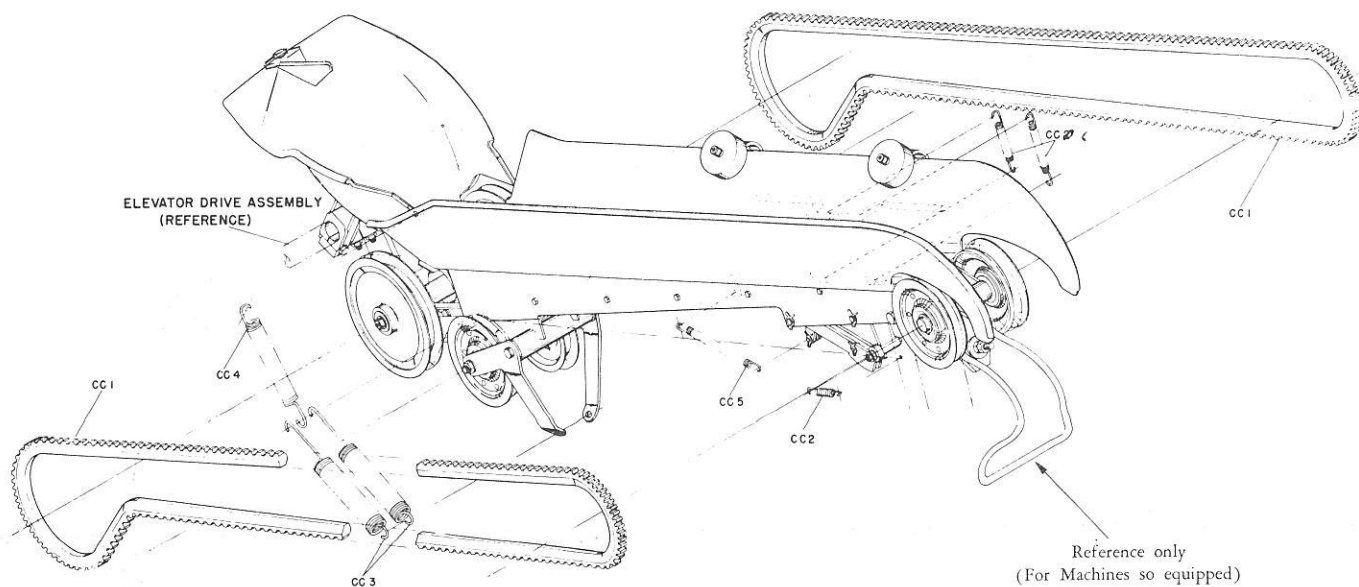
NOTE: When replacing PC76, order necessary Jogger Link and (1) 11-491000, (2) 11-536026, (1) 11-450001, and (1) 11-280001.



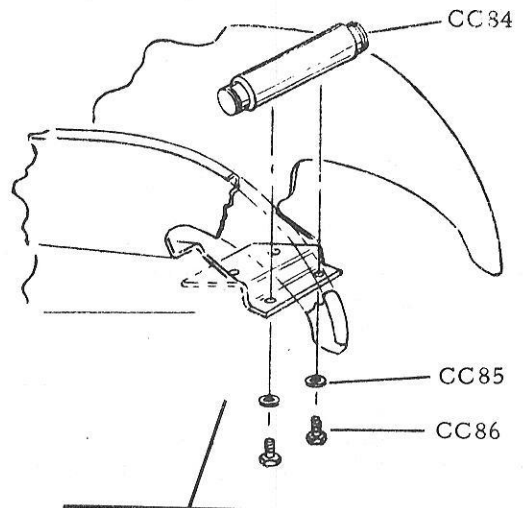
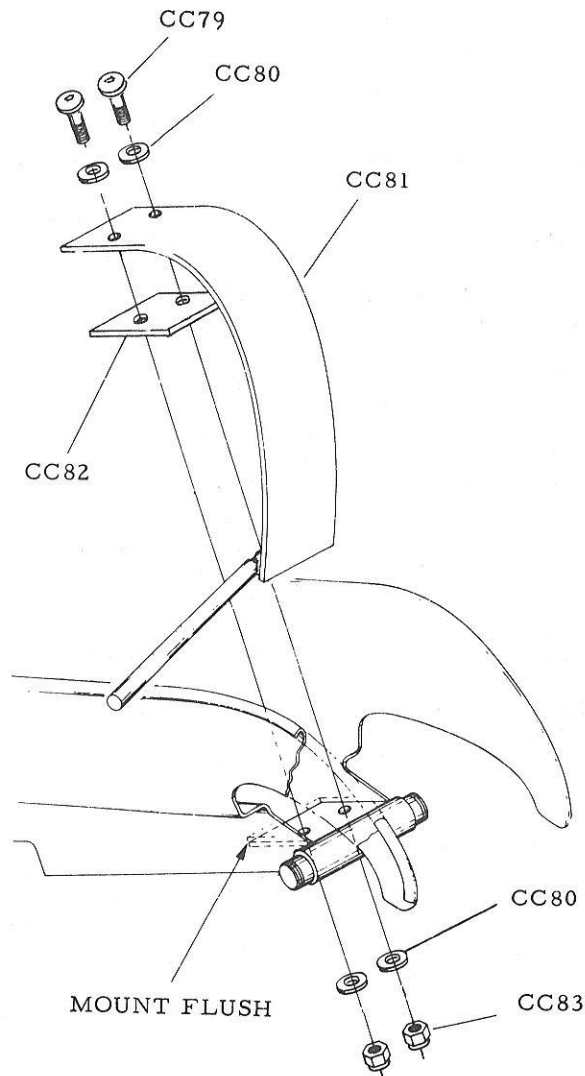
PULLEY ARM ASSEMBLY



JOGGER ARM ASSEMBLY



<u>INDEX NO.</u>	<u>PART NO.</u>	<u>DESCRIPTION</u>
CC1	12-450037	Cross Conveyor Belt
CC2	12-450051	Tension Spring
CC3	12-450008	Tension Spring (For Machines so Equipped)
CC4	12-450005	Tension Spring
CC5	12-450061	Tension Spring
CC6	12-450079	Tension Spring



Note: .When replacing a Cross Conveyor Assembly (12-450043 pg. 88) it is necessary to also order the shaft (12-450043-8) and mounting hardware (2 ea. 11-001260 bolts & 2 ea. 11-195015 lockwashers) See illustration.

<u>INDEX NO.</u>	<u>PART NO.</u>	<u>DESCRIPTION</u>
CC79	11-006184	Button Hd. Soc. Cap Screw
CC80	11-190010	Washer (1/4")
CC81	12-450075	Snubber Assembly
CC82	12-450080	Spacer
CC83	11-170007	Self-Locking Nut (1/4-20)
CC84	12-450043-8	Shaft
CC85	11-195015	Lockwasher (5/16")
CC86	11-001260	Cap Screw-H.Hd. (5/16-18X5/8")

SNUBBER AND BOLTED
PULLEY SHAFT ASSEMBLY

INDEX NO.	PART NO.	DESCRIPTION
1	11-345315	Roll Pin
CC7	12-450044	Pan Assembly
CC9	11-001072	Cap Screw-H.Hd.(10-24 x 2")
CC10	11-125004	Hex Nut (10-24)
CC11	11-195010	Lockwasher (#10)
CC12	12-450039	Spacer
CC13	12-450038	Rubber Mount
CC14	11-125102	Hex Nut (5/16-18)
CC15	12-450048	"J" Bolt
CC16	11-195015	Lockwasher (5/16")
CC17	12-450056	Wheel
CC18	11-106504	Stripper Bolt-H.Soc. (10-24 x 1")
CC19	11-190006	Washer (#10) 10 Req'd.
CC19A	12-100170-16	Washer
CC19B	11-190010	Washer (1/4")
CC20	12-450057	Bracket (See Note)
CC21	11-005181	Cap Screw-H.Soc. (1/4-20 x 11/16")
CC21A	11-001186	Cap Screw-H.Hd. (1/4-20 x 1-1/4")
CC22	11-195014	Lockwasher (1/4")
CC23	11-190514	Washer (13/32")
CC24	12-450053	Shaft
CC25	11-360258	Spirol Pin
CC26	12-450055	Bumper
CC27	11-530025	Retaining Ring
CC28	11-531512	Retaining Ring
CC30	12-450034	Cross Conveyor Pulley
CC31	11-125204	Hex Jam Nut-R.H.(3/8-16)
CC32	12-150063	Spring Seat Assembly (For Machines So Equipped)
CC33	12-450023-3	Bumper (For Machines So Equipped)
CC34	12-450028	Compression Spring (For Machines So Equipped)
CC35	12-450027	Spring Seat (For Machines So Equipped)
CC38	12-150062	Stud (For Machines So Equipped)
CC39	N.A.	Cross Conveyor Snubber Assembly (See Page 87)
CC39A	11-421054	Oilite Bearing (Flanged) 2 Req'd. (For Machines So Equipped)
CC40	11-230002	"X" Washer (5/32")
CC41	12-450006-2	Pin
CC42	12-450045-3	Spring Wheel
CC43	11-125006	Hex Nut (12-24)
CC44	11-195012	Lockwasher (#12)
CC45	12-450063	Shoulder Bolt
CC46	11-125100	Hex Nut (1/4-20)
CC47	11-651004	Grommet
CC48	12-450064	Roller
CC49	12-450017	Pin Gate Assembly
CC49A	11-421053	Oilite Bearing (Flanged) 2 Req'd.
CC49B	11-650001	Bumper
CC50	12-450045-2	Spring Wheel
CC52	12-450006-3	Pin
CC53	12-450032	Latch Assembly
CC53A	11-345306	Roll Pin
CC54	12-450035	Idler Pulley (For Machines So Equipped)

INDEX NO.	PART NO.	DESCRIPTION
CC56	11-195016	Lockwasher (3/8")
CC57	11-007348	Cap Screw-F.Hd.
CC58	12-450026-4	Spacer
CC59	12-450012	Bushing
CC60	11-530524	Retaining Ring
CC62	11-530019	Retaining Ring
CC63	12-450015	Lever Assembly (For Machines So Equipped)
CC64	12-450013	Lever Assembly (For Machines So Equipped)
CC65	12-450033	Pulley
CC66	11-005343	Cap Screw-H.Soc. (3/8-16 x 7/8")
CC67	12-450052-2	Key
CC68	11-430018	Bearing (Single Row-Radial)
CC69	12-450004	Pulley
CC70	12-450052-3	Key
CC71	12-450003	Shaft
CC72	12-450002	Bracket
CC73	11-155307	Spline Nut (5/16-24)
CC74	11-001304	Cap Screw-H.Hd. (5/16-24 x 1")
CC75	11-190012	Washer (5/16")
CC76	11-001260	Cap Screw-H.Hd. (5/16-18 x 5/8")
CC77	12-450040	Pin Rest Assembly
CC78	12-150304-3	Hex Head Bolt (For Machines Prior to Serial #152)
CC78A	11-007090	Cap Screw-F.Hd. (10-24 x 5/8")
CC79	12-450043	Cross Conveyor Frame Assy (See Note on Page 87)
CC79A	12-450049-2	Bearing (2 Req'd.)
CC79B	11-421009	Oilite Bearing (Flanged) 4 Req'd.
CC80	12-402431	Turn Pan Cam
CC81	11-001423	Cap Screw-H.Hd. (7/16-14 x 7/8")
CC82	11-195017	Lockwasher (7/16")
CC83	11-125106	Hex Nut (7/16-14)

SHOCK CORD & TURN PAN CAM
For All Model "A" Pinsetters
Kit Number 12-860604
(See Price Pages for Selling Price of Kit)

INDEX NO.	PART NO.	DESCRIPTION	QTY. PER KIT
*E117C	11-606200	Pin Deflector Cord	1
*E117D	12-402429	Hook	1
*E154	11-125202	Hex Jam Nut-R.H. (5/16-18)	1
CC80	12-402431	Turn Pan Cam	1
CC81	11-001423	Cap Screw-H.Hd. (7/16-14 x 7/8")	1
CC82	11-195017	Lockwasher (7/16)	1
CC83	11-125106	Hex Nut (7/16-14)	1
E155	10-050005	Eye Bolt	

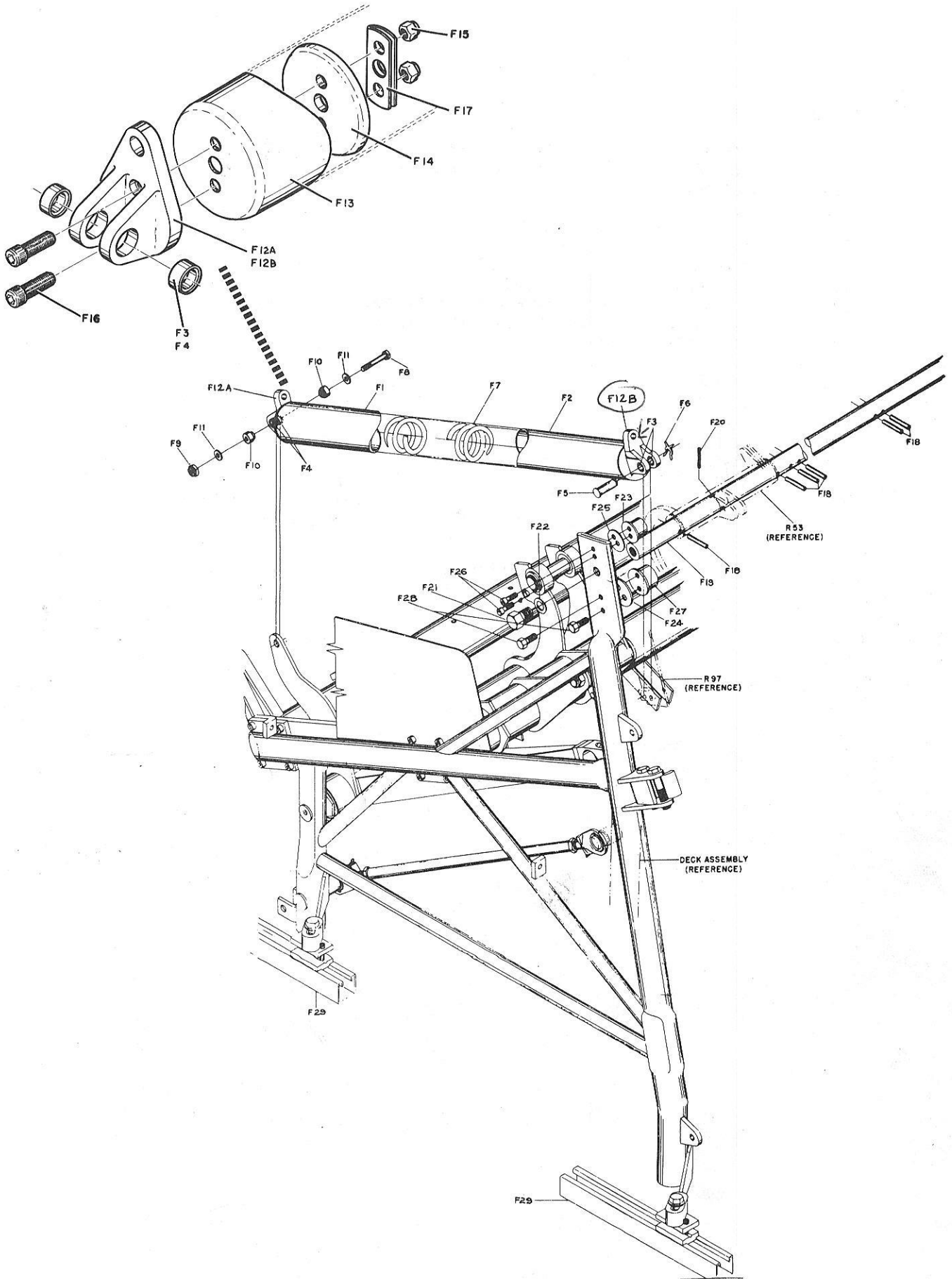
NOTE: For complete Bracket Assembly order 12-450074.
N.A. - Not Available
See Page 142.

CROSS CONVEYOR ASSEMBLY

<u>INDEX NO.</u>	<u>PART NO.</u>	<u>DESCRIPTION</u>
F1	12-350168	Spring Guide Tube Cap Assy. (Outside)
F2	12-350169	Spring Guide Tube Cap Assy. (Inside)
F3	11-420009	Plain Bearing (Bronze) 2 Req'd.
F4	11-420019	Plain Bearing (Bronze) 2 Req'd. for Machines #14501 up
F5	12-350023-2	Pin
F6	11-230005	"X" Washer (1/4")
F7	12-350126	Compression Spring (See Note I)
F8	11-001512	Cap Screw-H. Hd. (1/2 - 13 x 2") Machines prior to #14501
	11-001352	Cap Screw-H. Hd. (3/8 - 16 x 2") for Machines #14501 to 62888
	11-001353	Cap Screw-H. Hd. (3/8 - 16 x 2-1/4") for Machines #62888 up
F9	11-170114	Locknut (thin 1/2 - 13) for Machines prior to #14501
	11-170011	Locknut (3/8 - 16) for Machines #14501 up
F10	12-350123	Bushing for Machines prior to #14501
	12-350120	Bushing (9/16" Long)
	12-350165	Bushing (3/4" Long)
F11	11-190014	Washer (3/8") for Machines #14501 up
F12A	12-350163-2	Spring Guide Tube Cap Only - (w/o Bearings - See Index F4)
F12B	12-350163-3	Spring Guide Tube Cap Only - (w/o Bearings - See Index F3)
F13	12-350170	Spring Guide Tube Only (Outside)
	12-350171	Spring Guide Tube Only (Inside)
F14	12-350164-3	Washer (For Outside Tube)
	12-350164-2	Washer (For Inside Tube)
F15	11-170010	Locknut
F16	11-005304	Hex Socket Hd. Cap Screw
F17	12-350167	Nut Retainer
F18	11-345418	Roll Pin - .250 x 1-3/4 In.
F19	12-350086	Cross Brace
F20	11-345420	Roll Pin - .250 x 2 In.
F21	11-002365	Cap Screw-H. Hd. (5/8 - 11 x 1-1/4")
F22	11-195020	Lockwasher (5/8")
F23	12-350010	Bearing Stud
F24	12-350118-2	Shim .030 As Req'd.
	12-350118-3	Shim .060 As Req'd.
F25	12-350118-4	Shim .030 As Req'd.
	12-350118-5	Shim .060 As Req'd.
F26	11-005264	Cap Screw-H. Soc. (5/16 - 18 x 1")
F27	12-350011	Bearing Stud
F28	11-002124	Cap Screw-H. Hd. (3/8 - 16 x 1")
F29	12-350131	Channel

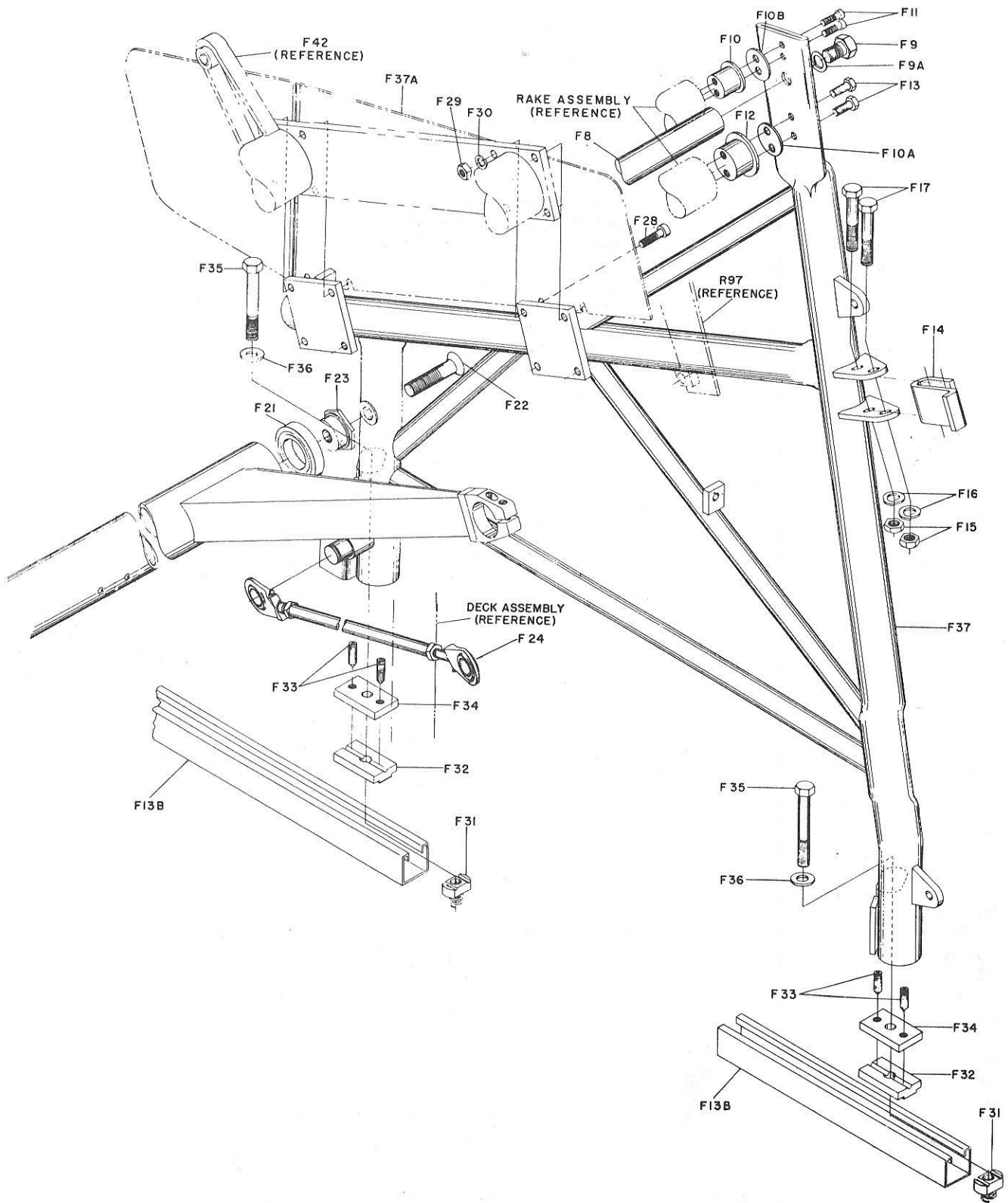
NOTE I: For machines prior to Serial No. 18489, use one 12-350126 (Spring) mounted in the L. H. side Spring Guide Tube Assembly and remove the R. H. Spring Guide Tube Assembly from Pinsetter.

FRAME ASSEMBLY



<u>INDEX NO.</u>	<u>PART NO.</u>	<u>DESCRIPTION</u>
F14	12-350022	Stop (For Machines Prior to 90,000)
	*12-352022	Stop (For Machines 90,000 Up)
F15	11-125108	Hex Nut
F16	11-195018	Lockwasher
F17	11-002252	Hex Head Bolt
F21	11-490001	Bearing
F22	11-007676	Flat Head Hex Socket Cap Screw
F23	12-350009	Bearing Stud
F24		Deck Lift Rod Assembly (See Page 102 for Breakdown)
F28	11-005348	Hex Socket Head Cap Screw
F29	11-125011	Hex Nut
F30	11-195016	Lockwasher
F31	11-180006	Clamping Nut & Spring Assembly
F32	12-350001	Strip
F33	11-103253	Socket Head Set Screw
F34	12-350147	Clamp Plate
F35	11-001518	Hex Head Bolt
F36	11-190018	Plain Washer
F37		R. H. Frame Assembly (See Page 103 for Breakdown)
F37A	12-350116	R. H. Footguard (For Machines so Equipped)

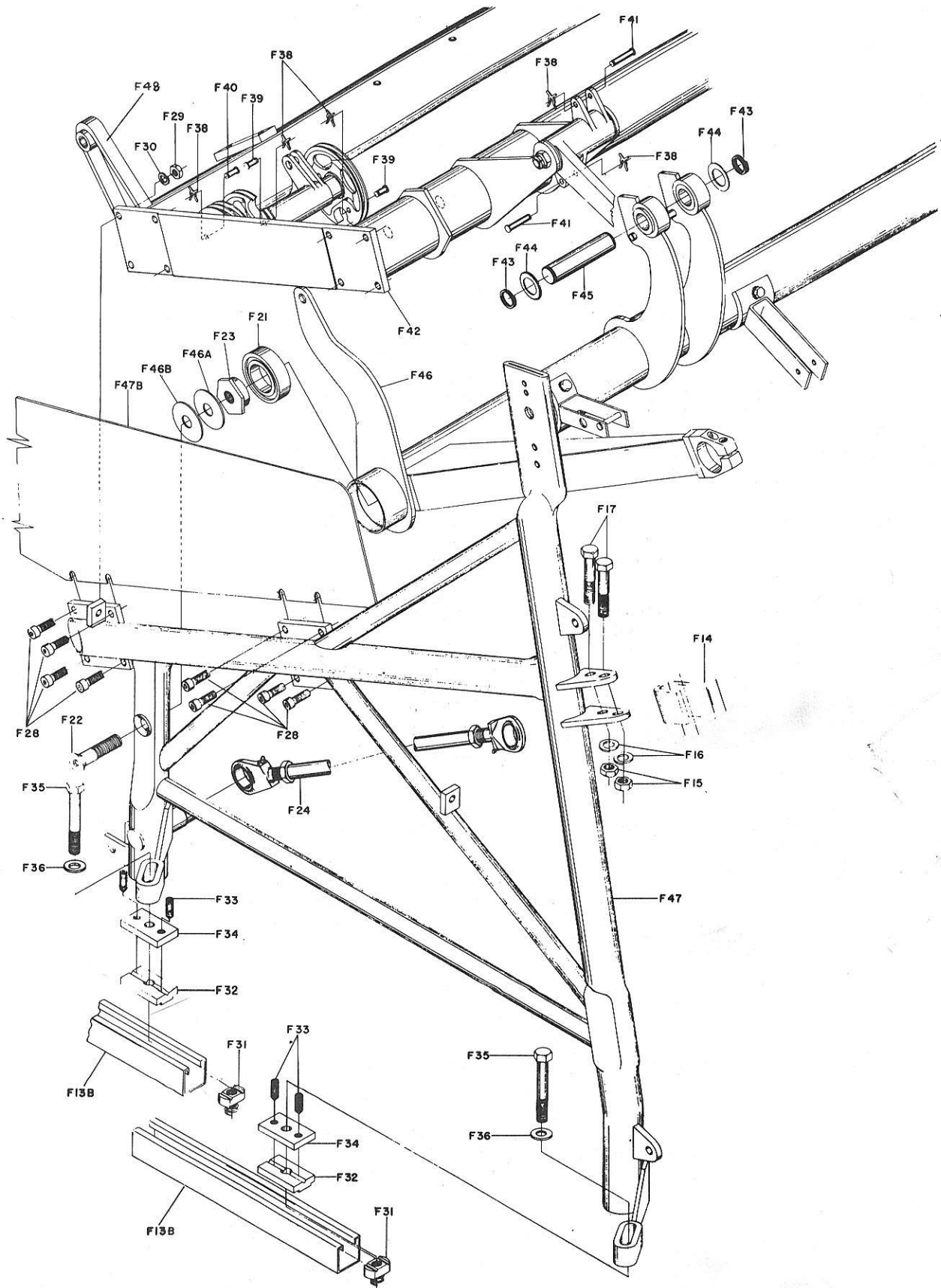
*Not Illustrated See Page 100, Index F68A for
12-352022 Stop (90,000 & up)



FRAME ASSEMBLY

<u>INDEX NO.</u>	<u>PART NO.</u>	<u>DESCRIPTION</u>
F38	11-230001	"X" Washer
F39	12-100166-9	Pin
F40	12-100166-11	Pin
F41	12-100166-15	Pin
F42		Brace Assembly (See Page 104 for Breakdown)
F43	11-533512	Spirolox Ring
F44	12-100170-17	Washer
F45	12-350035	Shaft (For Machines Prior to 71,489)
	12-350166	Shaft (For Machines Prior to 71,489 Up)
F46		Deck Lift Shaft Assembly (See Page 107 for Breakdown)
F46A	12-350111-2	Shim (As Req'd.) .010
F46B	12-350111-3	Shim (As Req'd.) .020
F47		L.H. Frame Assembly (See Page 98 for Breakdown)
F47B	12-350117	L.H. Foot Guard
F48	12-350800-52	Bracket Assembly

FRAME ASSEMBLY



FRAME ASSEMBLY

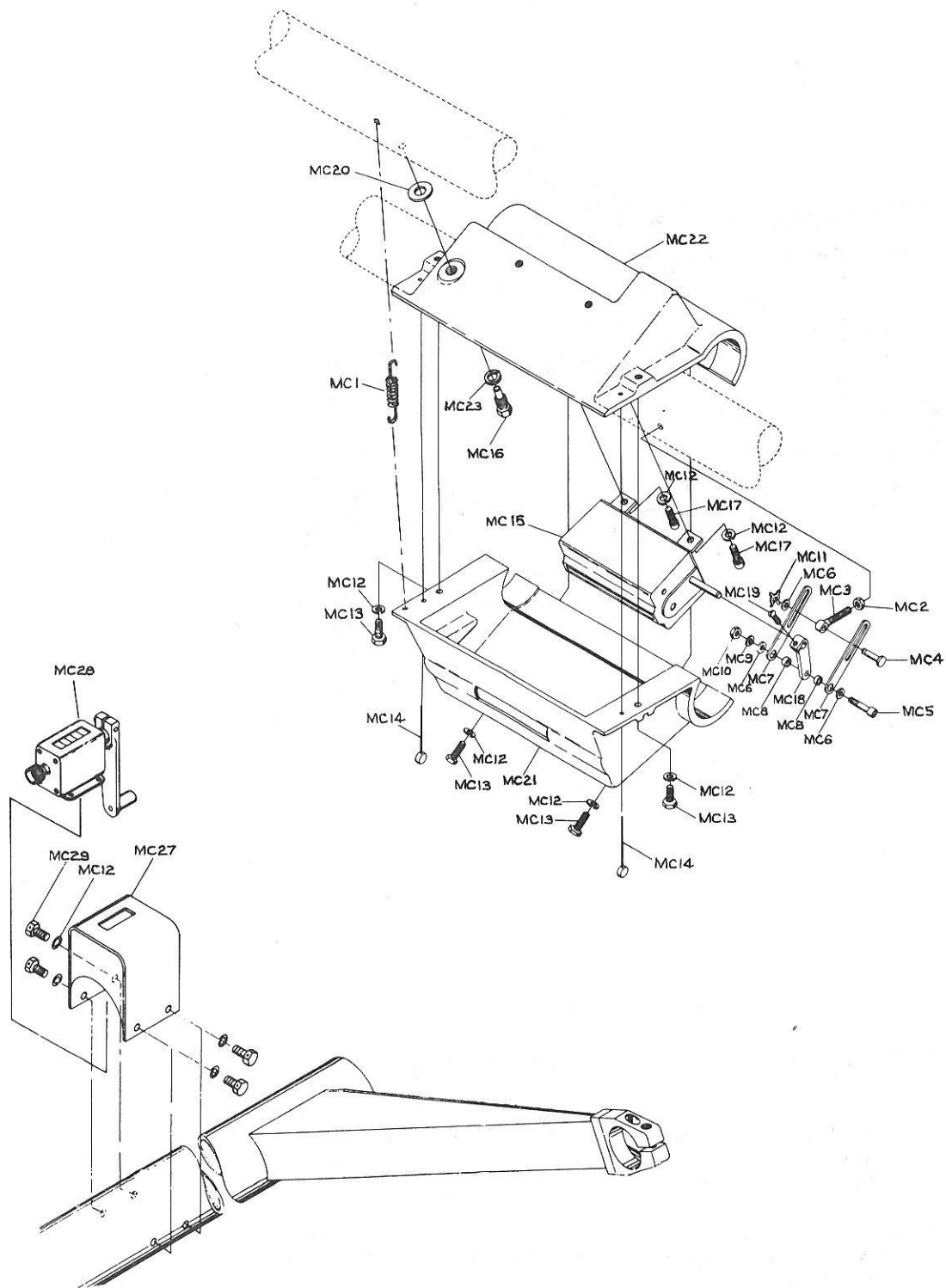
<u>INDEX NO.</u>	<u>PART NO.</u>	<u>DESCRIPTION</u>
MC1	12-100049-000	Tension Spring
MC2	11-125007-000	Nut
MC3	12-350184-000	Pivot
MC4	12-100166-004	"X" Washer
MC5	11-005093-000	Hex Soc. Head Screw
MC6	11-190006-000	Washer
MC7	12-350183-000	Link (2 Req'd)
MC8	12-350196-000	Spacer (2 Req'd)
MC9	11-195010-000	Lockwasher
MC10	11-125004-000	Nut
MC11	11-230000-000	"X" Washer
MC12	11-195014-000	Lockwasher
MC13	12-350198-000	Cap Screw
MC14	12-350194-000	Locking Seal
MC15	12-350197-000	Counter Assembly
MC16	12-350182-000	Bolt
MC17	11-005182-000	Screw
MC18	12-350197-003	Arm
MC19	11-107604-000	Screw-Fillister Hd.
MC20	12-350187-002	Washer (As Req'd)
	12-350187-003	Washer (As Req'd)
MC21	N.A.	Cover (See Note)
MC22	N.A.	Counter Box (See Note)
MC23	11-195017-000	Lockwasher
MC27	N.A.	Counter & Box Assembly (Accessory Equipment)
MC28	12-750560-000	Counter & Lever Assembly
MC29	12-350083-000	Cap Screw
	*12-860175-000	Mechanical Counter Complete for Field Installation on U.S. or Japanese Machines (Consists of Indexes MC1 thru MC23)
	*12-860175-002	Mechanical Counter Complete for Field Installation on German Made Machines (Consists of Indexes MC1 thru MC23 except 12-350189-2 used in place of Indexes MC21 and MC22)

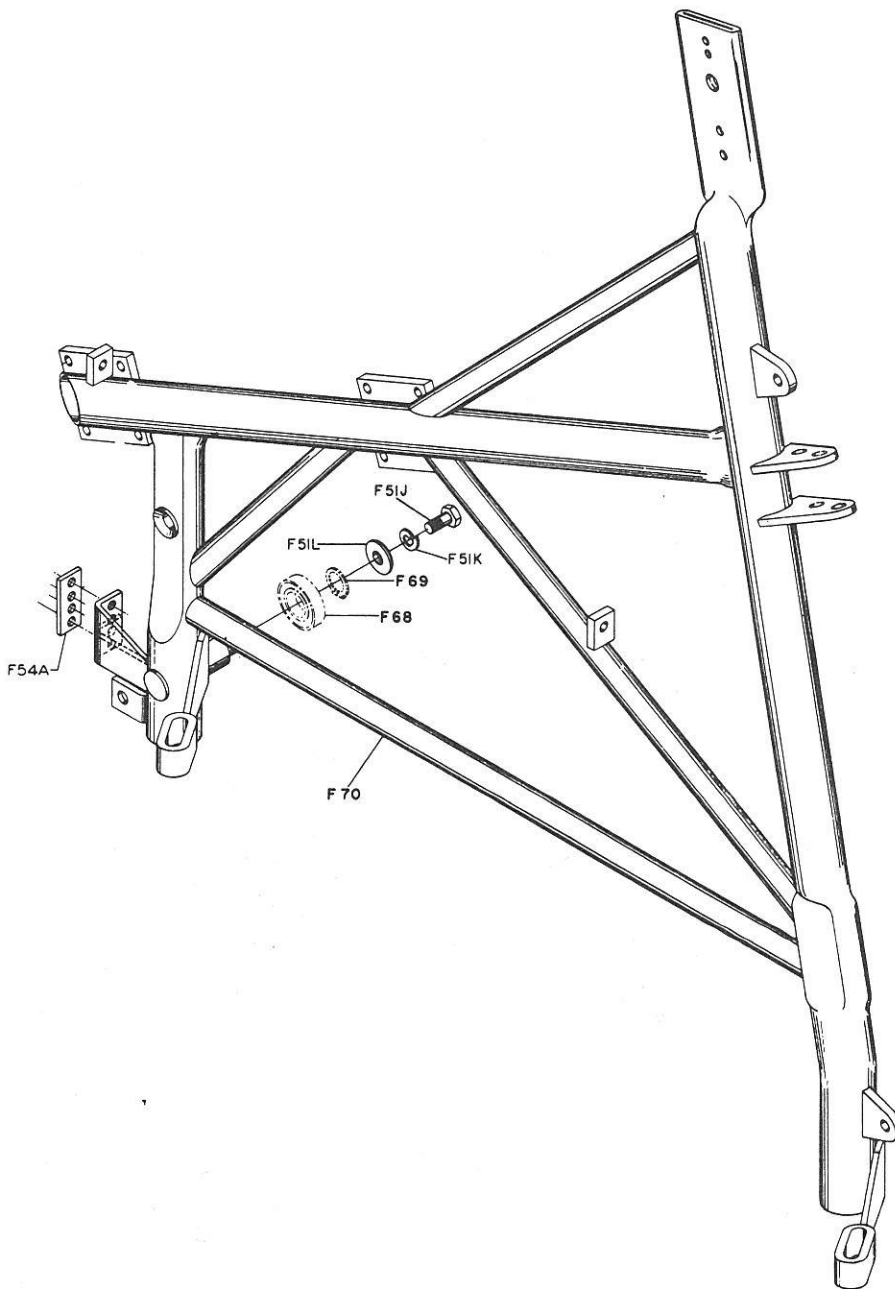
*Proprietors, with machines below Serial No. 81024, making their own installation of the Mechanical Counter, must also order Drill Jig, Part Number 12-800507.

The Drill Jig is sold on a charge and credit basis. Full credit will be allowed when the Jig is returned to the Region in reusable condition.

This counter is ONLY for standard Pinsetters.

NOTE: MC21 and MC22 available in sets only
For U.S. and Japanese made machines order 12-350189.
For German made machines order 12-350189-2.



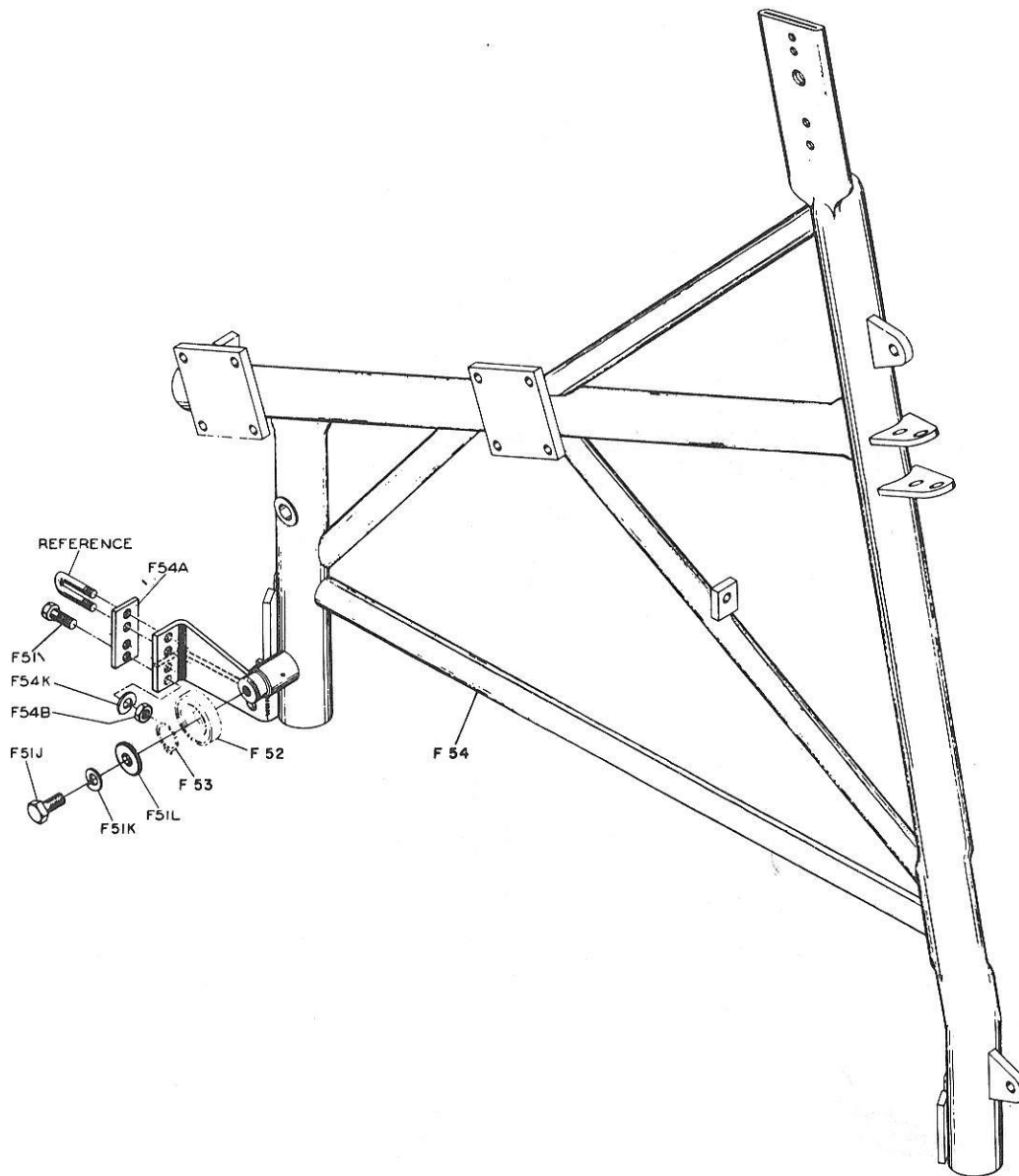


<u>INDEX NO.</u>	<u>PART NO.</u>	<u>DESCRIPTION</u>
F68	11-431000	Bearing (For Machines Prior to Ser. No. 12006)
F69	12-350122-5	Retaining Ring (For Machines Prior to Ser. No. 22335)
F70	12-350019	Welded L.H. Frame Complete Assembly (Note I)
F54A	12-350161	Bracket (Note II)

NOTE I: For machines prior to 33,287, and 50,001 to 50,200 approximately, order 12-350019, 12-350161, (2) 11-001264, 11-195015 and (2) 11-125102.

NOTE II: To raise Upper Curtain Rod on machines prior to 33,287 and 50,001 to 50,200, approximately order (2) 12-350161 Brackets, (4) 11-001344 Hex Head Bolts, (4) 11-195016 Lock Washers and (4) 11-125102 Hex Nuts.

FRAME ASSEMBLY - L.H.

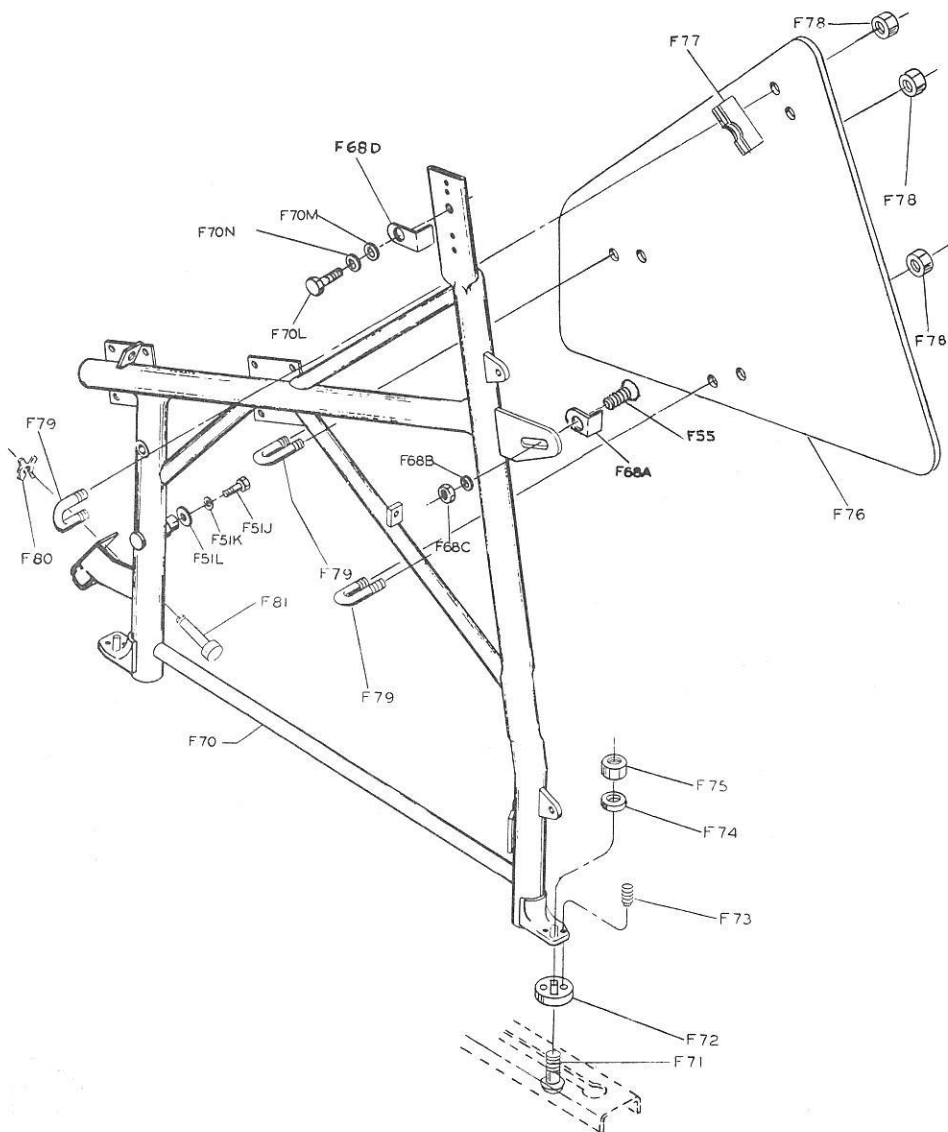


<u>INDEX NO.</u>	<u>PART NO.</u>	<u>DESCRIPTION</u>
F52	11-431000	Bearing (For Machines Prior to Ser.No. 12006)
F53	12-350122-5	Retaining Ring (For Machines Prior to Ser.No. 22335)
F54	12-350020	R. H. Welded Frame Complete Assembly (Note I)
F54A	12-350161	Bracket (Note II)
F54B	11-125102	Hex Nut
F54K	11-195015	Lockwasher

NOTE I: For machines prior to 33, 287 and from 50,001 to 50,200 approximately, order 12-350020, 12-350161, (2) 11-001264, (2) 11-195015 and (2) 11-125102.

NOTE II: To raise Upper Curtain Rod on machines prior to 33, 287 and from 50,001 to 50,200 approximately, order (2) 12-350161, Brackets, (4) 11-001264, HexHead Bolts, (4) 11-195015, Lockwashers and (4) 11-125102, Hex Nuts.

FRAME ASSEMBLY - R.H.

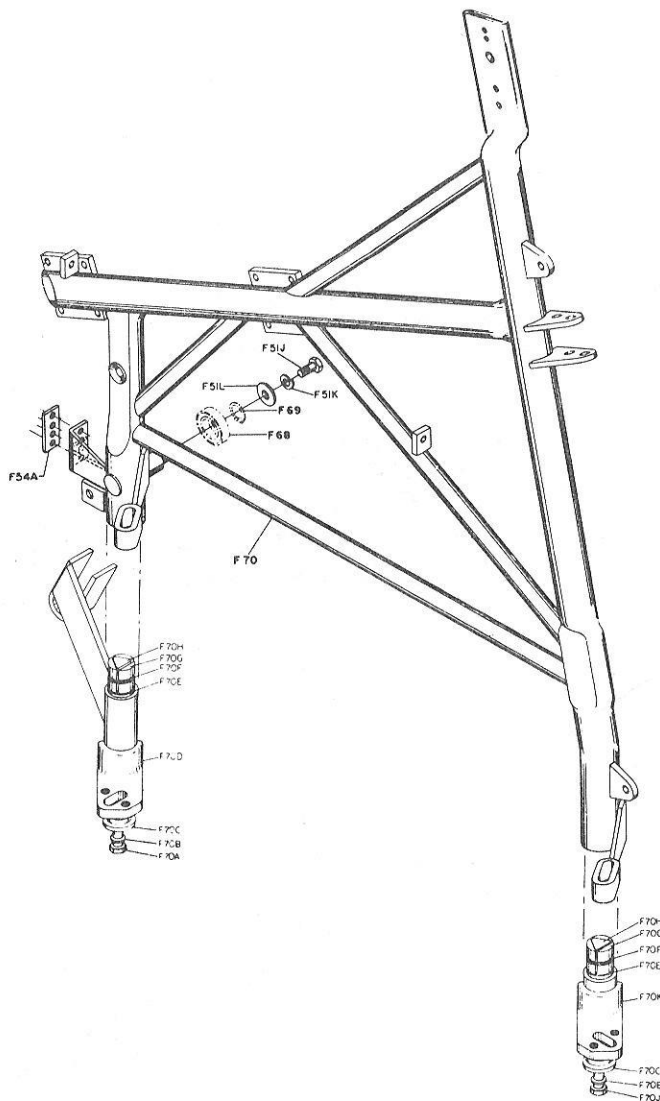


INDEX NO.	PART NO.	DESCRIPTION
F54A	12-350161	Bracket (Note II)
F55	11-007712	Cap Screw-F. Hd. Soc. (5/8 - 18 x 2")
F68	11-431000	Bearing (Single Row-Extra Light) for Machines prior to #12006.
F68A	12-352022	Rake Stop (For Machines 90,000 Up)
F68B	12-100170-3	Washer (2 Req'd.)
F68C	11-170020	Locknut (5/8-18)
F68D	12-252362	Rake Lowering Stop
F68E	11-002365	Cap Screw-H. Hd. (5/8-11 x 1-1/4")
F69	12-350122-5	Retaining Ring (For Machines Prior to Ser. No. 22335)
F70	12-350019	Welded L.H. Frame Complete Assembly (For All "A" Machines)
	12-352019	Welded L.H. Frame Complete (For All "A-2" Machines New or Converted)

NOTE I: For machines prior to 33,287 and from 50,001 to 50,200 approximately, order 12-350020, 12-350161, (2) 11-001264, (2) 11-195015 and (2) 11-125102.

NOTE II: To raise Upper Curtain Rod on machines prior to 33,287 and from 50,001 to 50,200 approximately, order (2) 12-350161, Brackets; (4) 11-001264, Hex Hd. Bolts; (4) 11-195015 Lockwashers; and (4) 11-125102, Hex Nuts.

FRAME ASSEMBLY - L.H.



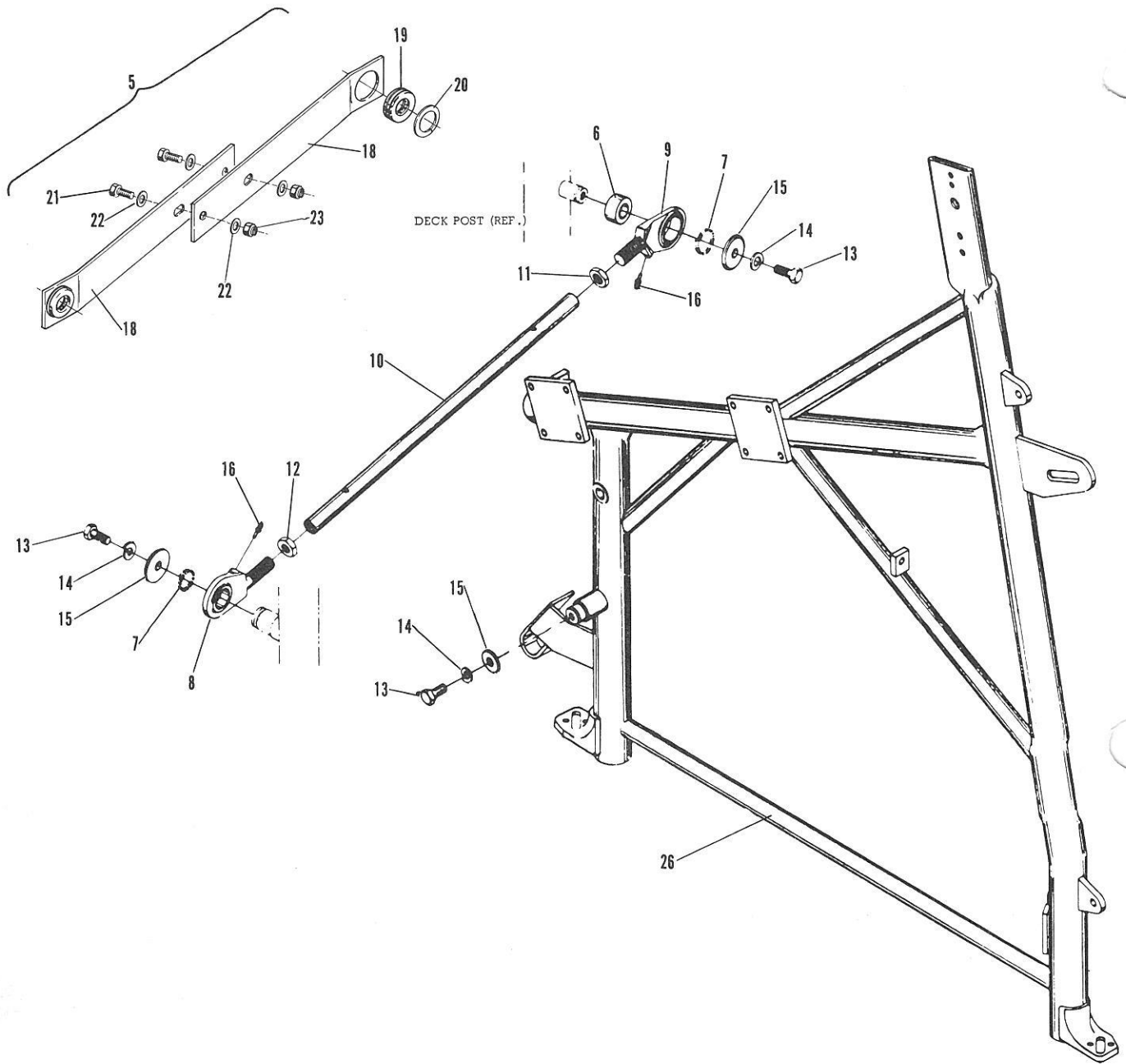
<u>INDEX NO.</u>	<u>PART NO.</u>	<u>DESCRIPTION</u>	<u>INDEX NO.</u>	<u>PART NO.</u>	<u>DESCRIPTION</u>
F70A	10-002003	Hex Head Cap Screw	F70N	11-195020	Lockwasher
F70B	11-195016	Lockwasher	F71	11-071587	Carriage Bolt
F70C	12-352303	Cap	F72	12-752020	Washer
F70D	12-352319	L. H. Rear Foot Assembly	F73	11-103295	Set Screw
F70E	11-190518	Washer	F74	11-190520	Washer
F70F	11-625537	"O" Ring	F75	11-125108	Hex Nut
F70G	12-352308	Wedge (3 Req'd.)	F76	12-752997	Guard
F70H	12-352309	Wedge Nut	F77	12-750999	Bracket (3 Req'd.)
F70J	10-002004	Hex Head Cap Screw	F78	11-170009	Flexloc Nut
F70K	12-352306	Foot Assembly (See Note III)	F79	12-750998	"U" Bolt
F70L	11-002365	Hex Head Cap Screw	F80	11-230001	"X" Washer
F70M	11-190022	Washer	F81	12-100166-32	"X" Washer Pin

NOTE I: For "A" machines prior to 33, 287 and 50, 001 to 50, 200 approximately, also order 12-350019, 12-350161, (2) 11-001264, 11-195015 and (2) 11-125102.

NOTE II: To raise Upper Curtain Rod on machines prior to 33, 287 and 50, 001 to 50, 200 approximately, order (2) 12-350161, Brackets; (4) 11-001344, Hex Hd. Bolts; (4) 11-195016, Lockwashers; and (4) 11-125102, Hex Nuts.

NOTE III: For machines converted to "A-2".

FRAME ASSEMBLY - L.H.



INDEX NO.	PART NO.	DESCRIPTION	INDEX NO.	PART NO.	DESCRIPTION
1.	11-125100	Hex Nut	13.	11-001344	Hex Hd. Bolt (For Machines Serial #22335 Up)
2.	11-195014	Lockwasher	14.	11-195016	Lockwasher (For Machines Serial #22335 Up)
3.	11-001192	Hex Head Bolt	15.	12-350128	Washer (For Machines Serial #22335 Up)
4.	Obsolete	Deck Lift Rod Complete Assembly, Use Item 5	16.	12-350122-6	Grease Fitting (For Machines Serial #24001 Up)
5.	12-350217	Deck Lift Stabilizer (See Note V)	17.	11-001264	Hex Head Bolt
6.	12-350121	Spacer	18.	12-350218	Deck Lift Plate
7.	12-350122-5	Retaining Ring (For Machines Prior to Serial #22335)	19.	10-427001	Bearing
8.	12-350122-4	Rod End - L.H.	20.	10-427002	Snap Ring
9.	12-350122-3	Rod End - R.H.	21.	11-001506	Hex Hd. Cap Screw
10.	12-350122-2	Rod	22.	11-190018	Flat Washer
11.	11-125211	Jam Nut - R.H.	23.	11-170015	Self Locking Hex Nut
12.	11-125261	Jam Nut - L.H.			

FRAME ASSEMBLY - R.H.

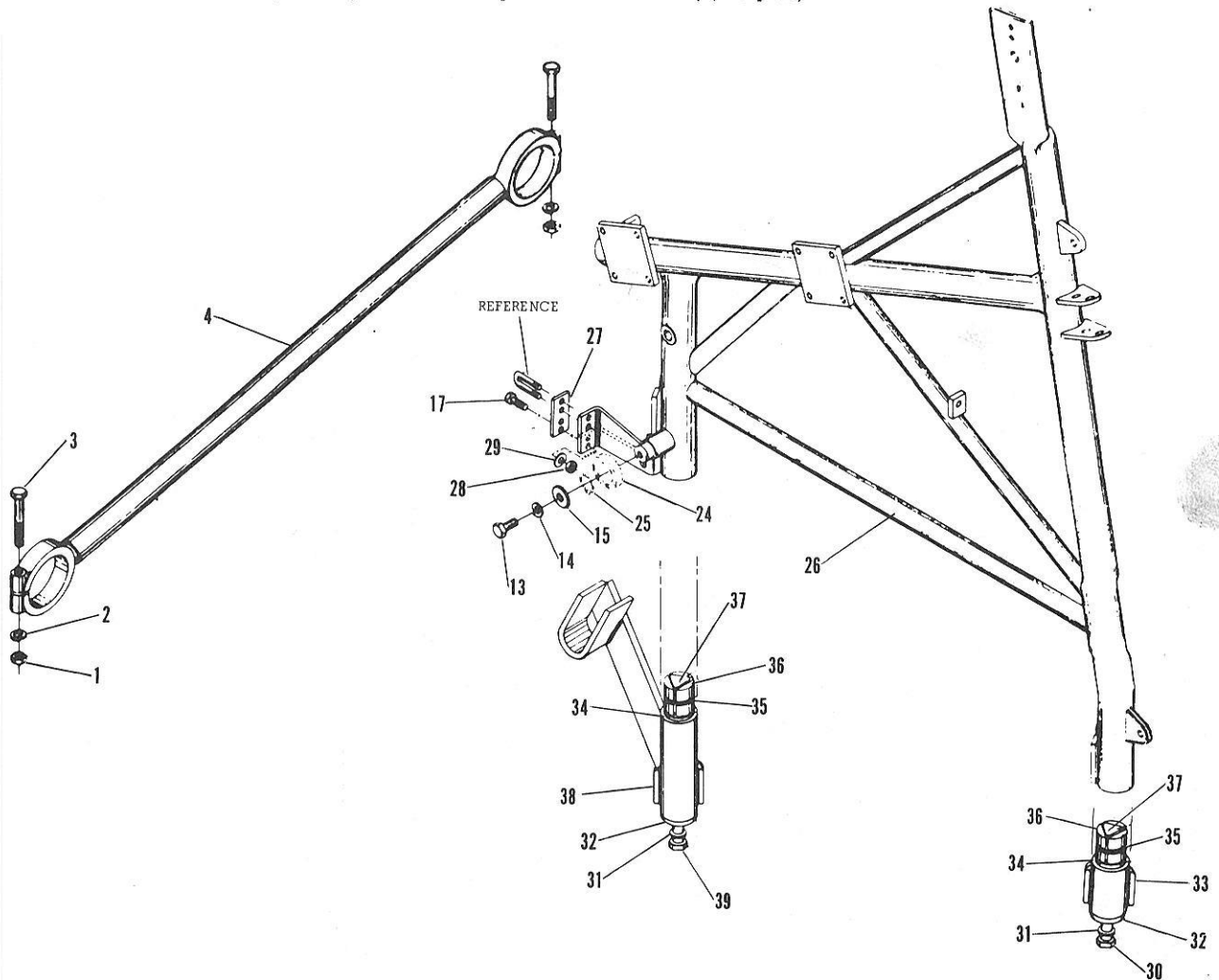
NOTE I: For "A" machines prior to 33287 and from 50001 to 50200 approximately, order 12-350020, 12-350161, (2) 11-001264, (2) 11-195015 and (2) 11-125102.

NOTE II: To raise Upper Curtain Rod on "A" machines prior to 33287 and from 50001 to 50200 approximately, order (2) 12-350161, Brackets; (4) 11-001264, Hex Head Bolts; (4) 11-195015 Lockwashers; and (4) 11-125102 Hex Nuts.

NOTE III: For Side Guard Attaching Hardware, Side Guard, and Frame Mounting Hardware, refer to Pages 194 thru 197.

NOTE IV: For Machines Converted to "A-2".

NOTE V: When ordering complete Deck Lift Stabilizer (12-350217) for machines prior to Serial #12006, also order Spacer 12-350121 (1) req'd.)



INDEX NO.	PART NO.	DESCRIPTION	INDEX NO.	PART NO.	DESCRIPTION
24.	11-431000	Bearing (For Machines Prior to Serial #12006)	29.	11-195015	Lockwasher
25.	12-350122-5	Retaining Ring (For Machines Prior to Serial #22335)	30.	10-002004	Hex Hd. Cap Screw
26.	12-350020	R.H.Welded Frame Complete Assembly (Note I) For All "A" Machines	31.	11-195016	Lockwasher
	12-352020	R.H.Welded Frame Assembly (For All "A-2" Machines New or Converted)	32.	12-352303	Cap
27.	12-350161	Bracket (Note II)	33.	12-352306	Foot Assembly (See Note IV)
28.	11-125102	Hex Nut	34.	11-190518	Washer
			35.	11-625537	Ring
			36.	12-352308	Wedge (3 Req'd.)
			37.	12-352309	Wedge Nut
			38.	12-352320	R.H. Rear Foot Assembly (See Note IV)
			39.	10-002003	Hex Hd. Cap Screw

FRAME ASSEMBLY - R.H.

INDEX
NO.

PART NO.

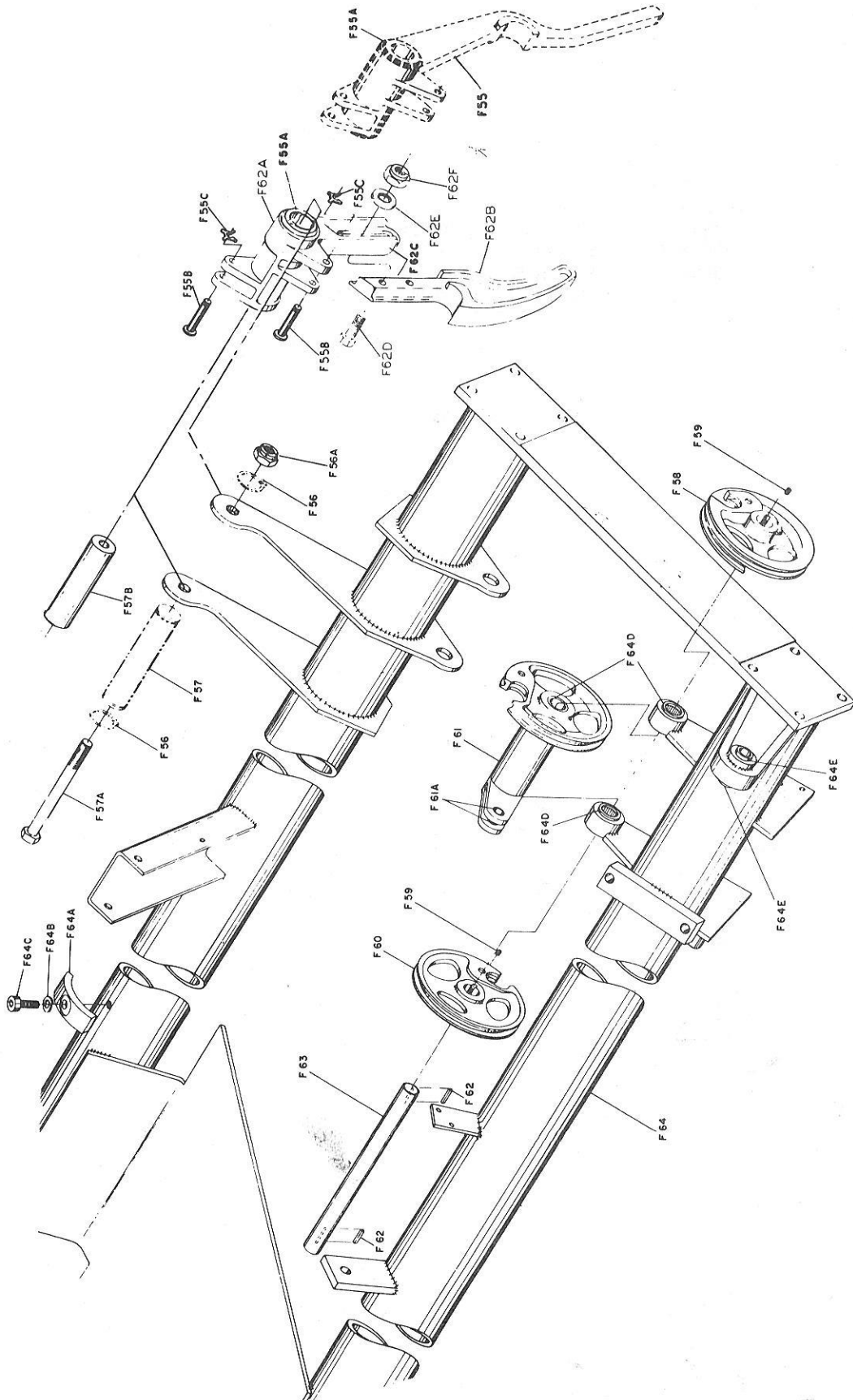
DESCRIPTION

INDEX NO.	PART NO.	DESCRIPTION
F55	N. A.	Deck Hook Assembly (See Note)
F55A	11-421107	Bearing (2 Req'd.)
F55B	12-100166-15	"X" Washer Pin
F55C	11-230001	"X" Washer
F56	11-530028	Retaining Ring (For Machines Prior to Ser. No. 24001)
F56A	11-170015	Flexlock Nut (For Machines Ser. No. 24001 Up)
F57	12-100168-5	Pin (For Machines Prior to Ser. No. 24001)
F57A	11-002260	Hex Head Cap Screw (Special) (For Machines Ser. No. 24001 Up)
F57B	12-350129	Spacer (For Machines Ser. No. 24001 Up)
F58	12-350029	Moving Deck Pulley
F59	11-105582	Hex Socket Set Screw
F60	12-350030	Moving Deck Pulley
F61	12-350033	Scissor Pulley Assembly
F61A	11-420038	Bearings (2 Req'd.)
F62	12-100187-9	Square Key - .186 x .186 x 11/16
F62A	12-350804	Deck Hook Hub
F62B	12-350803	Deck Hook
F62C	12-350802	Deck Hook Assembly (For Machines so Equipped)
F62D	11-001344	Hex Head Bolt (2 Req'd.)
F62E	11-190014	Washer (2 Req'd.)
F62F	11-170110	Hex Nut
F63	12-350032	Pulley Shaft
F64	12-350800	Brace Complete Assembly
F64A	12-350105	Bracket
F64B	11-195014	Lockwasher
F64C	11-005180	Socket Head Cap Screw
F64D	11-483002	Bearing (4 Req'd.)
F64E	12-250248	Bearing (1 Req'd.)

NOTE: When replacing this type deck hook assembly on machines prior to Ser. No. 1601, it is also necessary to replace Deck Post (L. H.) 12-200135.

The single piece hooks are no longer available. Order 12-350802 (2 piece - adjustable) Index No. F62C.

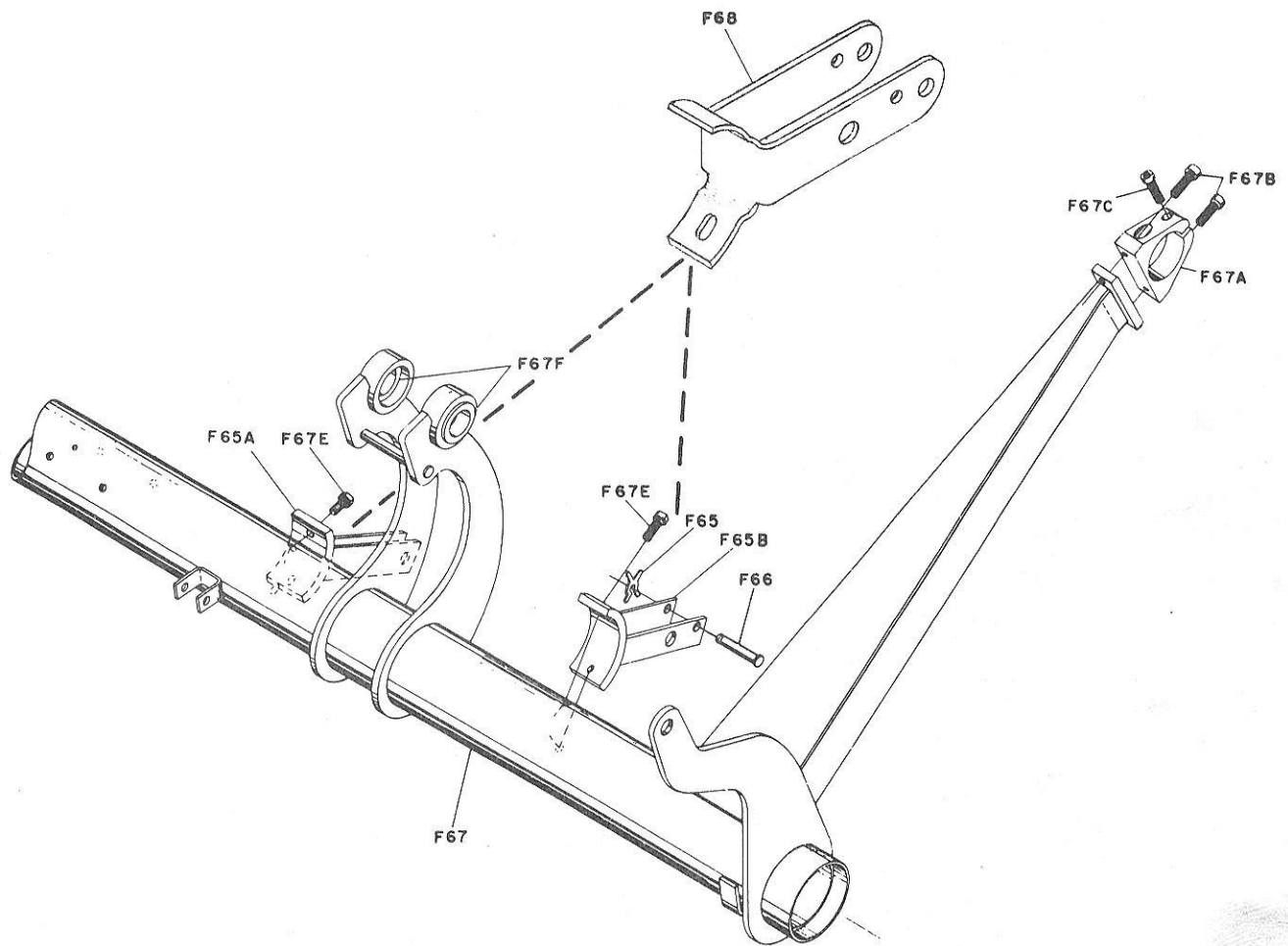
BRACE ASSEMBLY



BRACE ASSEMBLY

<u>INDEX NO.</u>	<u>PART NO.</u>	<u>DESCRIPTION</u>
F65	11-230001	"X" Washer
F65A	N. A.	Bracket (Restricted Drop Link) See F68
F65B	N. A.	Bracket (Pivot Block) See F68
F66	12-100166-16	Pin
F67	12-350821	Shaft Assembly
F67A	12-350109	End - Deck Lift Arm (For Machines Ser. No. 170 Up)
F67B	11-005264	Socket Head Cap Screw
F67C	11-005184	Socket Head Cap Screw
F67E	11-015285	Hex Head Bolt & Washer Assembly
F67F	11-461000	Bearing (2 Req'd)
F68	12-350178	Bracket (Replaces both F65A & F65B)

DECK LIFT SHAFT



DECK LIFT SHAFT

INDEX NO.	PART NO.	DESCRIPTION
T1	Obsolete	Roller Assembly (See Note I)
T1A	12-150282-000	Nylon Roller
T1B	12-150209-004	Spacer
T2	Obsolete	"X" Washer Pin (See Note I)
T2A	11-001190-000	Cap Screw-H. Hd. (1/4-20 X 1 3/4")
T3	11-230001-000	"X" Washer (1/8")
T3A	11-170007-000	Flexlock Nut (1/4-20)
T4	11-345304-000	Roll Pin
T5	12-150071-000	Pin
T6	11-345154-000	Roll Pin
T7	12-150149-000	Plunger
T8	12-150127-000	Compression Spring
T9	11-125104-000	Hex Nut (3/8-16)
T9A	12-150213-000	Tension Spring
T10	Obsolete	Spacer
T11	11-230003-000	"X" Washer (3/16")
T12	12-150158-014	"X" Washer Pin (See Note IV)
T13	11-421046-000	Bearing (2 req'd)
T15	12-150085-000	Support Rod (2 req'd)
T16	11-125206-000	Hex Jam Nut R.H. (7/16-14)
T17	11-125106-000	Hex Nut (7/16-14)
T18	12-150145-000	Lever
T19	11-125102-000	Hex Nut (5/16-18)
T20	11-195015-000	Lockwasher (5/16")
T21	11-190012-000	Washer (5/16")
T22	11-001270-000	Cap Screw-H. Hd. (5/16-18 X 1 3/4")
T23	12-150157-002	Washer
T24	12-150143-002	Interlock Shaft
T25	11-360466-000	Spirol Pin
T26	11-125100-000	Hex Nut (1/4-20)
T27	11-195014-000	Lockwasher (1/4")
T28	11-190010-000	Washer (1/4")
T29	11-001190-000	Cap Screw- H. Hd. (1/4-20 X 1 3/4")
T30	12-150147-000	Lever Assembly
T31	12-150125-000	Roller
T32	11-420000-000	Bearing (Plain-Bronze)
T34	12-150023-007	Pin
T35	11-230000-000	"X" Washer (3/32")
T36	12-150132-000	Tension Spring
T37	12-150234-000	Link Assembly (For Machines Prior to Ser. No. 260, also order (1) 12-150226 Roller & Bearing Assembly
T38	12-150158-006	"X" Washer Pin
T40	12-150226-000	Roller & Bearing Assby
T41	12-150279-000	Lever Assembly
T42	12-150158-004	"X" Washer Pin
T43	11-230002-000	"X" Washer (5/32")
T44	N.A.	Pin Guide Block
T45	11-007094-000	Cap Screw-Hd. (10-24 X 1")

INDEX NO.	PART NO.	DESCRIPTION
T46	11-125004-000	Hex Nut (10-24)
T47	11-195010-000	Lockwasher (#10)
T48	11-190006-000	Washer (#10)
T49	12-150187-000	Bottom Protector
T50	11-005178-000	Cap Screw- H. Hd. (1/4-20 X 1/2")
T51	12-150059-000	Retainer Plate
T53	12-150113-000	Belt
T54	11-421038-000	Oilite Bearing-Flanged (2 req'd)
T55	11-420048-000	Bearing (Plain-Bronze)
T56	12-150025-000	Tension Spring
T57	12-150111-000	Latch
T58	11-001190-000	Cap Screw-H. Hd. (1/4-20 X 1 3/4")
T59	12-150023-002	Pin
T60	11-230003-000	"X" Washer (3/16")
T61	12-150144-000	Lever
T62	12-150143-003	Interlock Shaft
T63		Restricted Drop Linkage Assy. (See Page 126 for Breakdown)
T64	Obsolete	Tension Spring (Note III)
T65	Obsolete	Lever Assembly (Note III)
T67	12-150130-005	Spring Wheel
T68	12-150069-000	Trip Lever Shaft
T69	12-150287-000	Lever & Link Assembly
T120	12-100904-000	Link-Clutch Release Lever
T121	11-345310-000	Roll Pin
T122	12-100167-000	Compression Spring
T123	12-100166-007	"X" Washer Pin

Turret: For Machines Prior to Serial #12,844.

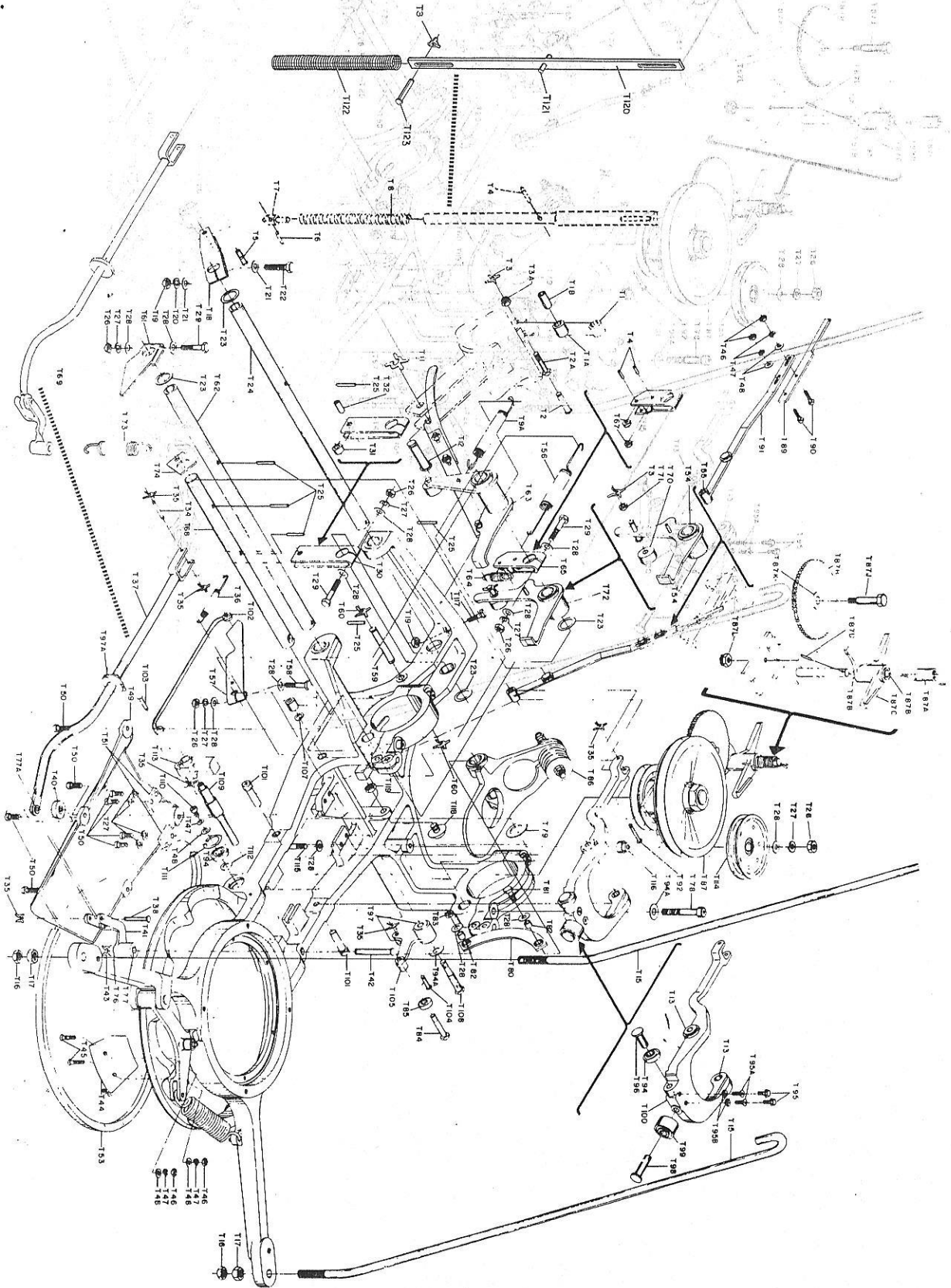
NOTE I: On machines prior to Serial #22,420, order 12-150282, 12-150209-4, 11-001190 and 11-170007.

NOTE II: When ordering Stud T87J for machines prior to Serial #12,844, resize Mating Hole from 1/4" to 5/16".

NOTE III: Order 12-150271 and 12-150272 for machines prior to Serial #18,091. See Page 114-115, Indexes T64A and T65A.

NOTE IV: Use 12-150158-14 Pin for machines with F65A (Page 107) style brackets. This pin is 1 1/16" long. If you have replaced F65A with the new 12-350178 (F68, Page 107) you must use 12-150158-16 Pin -1 57/64" long.

TURRET ASSEMBLY



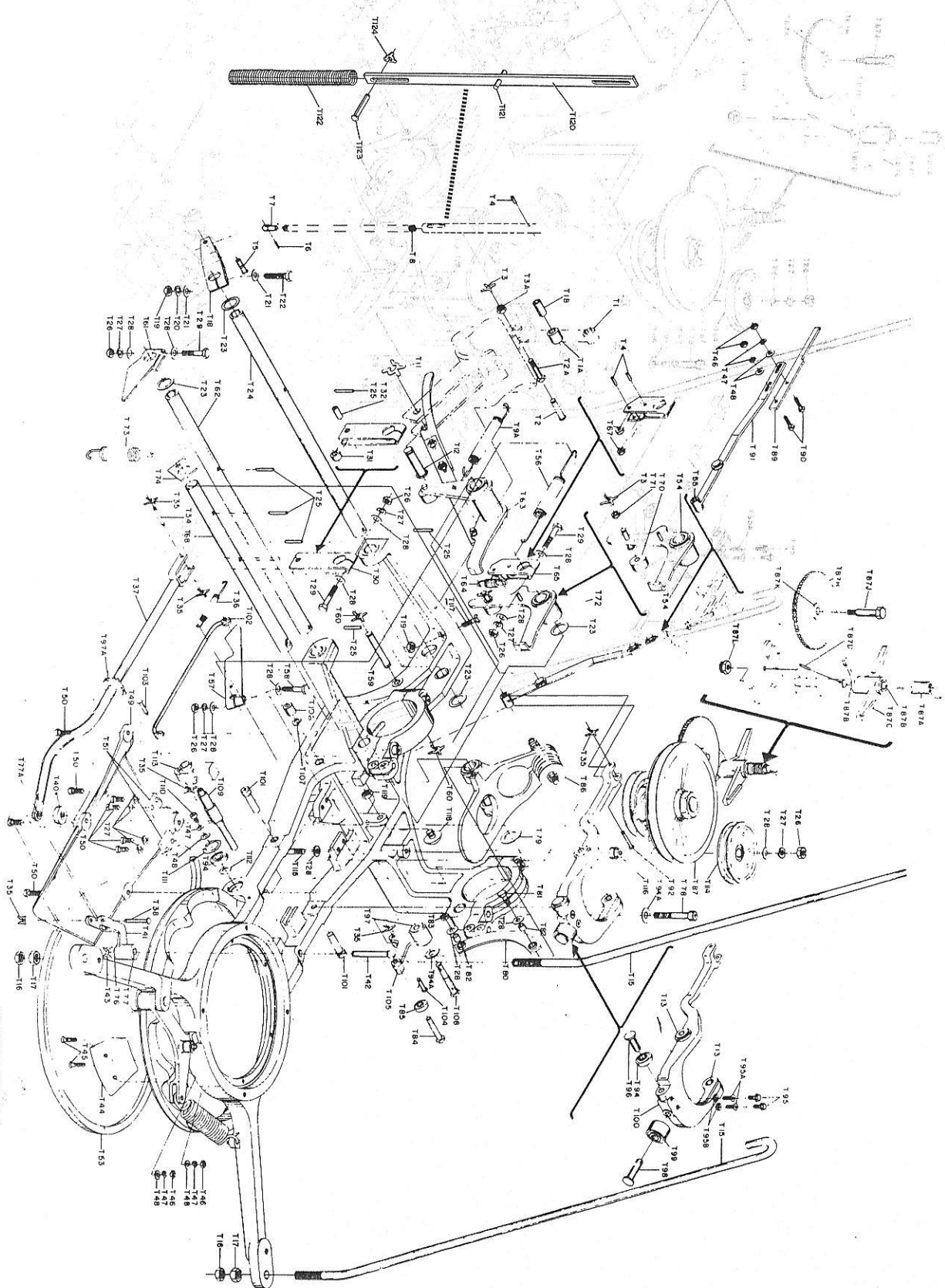
INDEX NO.	PART NO.	DESCRIPTION
T70	12-150142-2	Bumper
T71	12-150130-6	Spring Wheel
T72	12-150200	Latch Assembly
T73	12-150090	Tension Spring
T74	12-150088	Spring Hook
T76	11-421039	Oilite Bearing - Flanged
T77	11-420043	Plain Bearing - Bronze
T77A	11-421061	Oilite Bearing - Flanged
T78	11-005354	Cap Screw - H.Soc. (3/8-16 x 2-1/2")
T79	12-150157-3	Washer
T80	12-150065	Link Assembly
T81	11-110130	Cap Screw-H.Hd. (1/4-20 x 3/4")
T82	12-150190	Bearing
T83	11-170106	Locknut (1/4-20)
T84	12-150120	Stud
T85	11-500006	Bearing (Ball-Aircraft Type)
T86		Trip Lever and Spring Assembly (See Page 127 for Breakdown)
T87		Clutch and Pulley Assembly (See Page 128 for Breakdown)
2 T87A	12-150012	Torsion Spring
T87B	11-421065	Oilite Bearing - Flanged 2 Req'd.
T87C	12-150011	Latch Assembly
T87D	11-360365	Spirol Pin
4 T87H	12-150138	Turret Delay Gear Assembly
T87I	12-150254	Stud (See Note II)
T87K	11-421035	Oilite Bearing - Flanged (2 Req'd.)
T87L	11-170010	Locknut (5/16-24)
T89	12-150057-3	Strap
T90	11-001062	Cap Screw-H.Hd. (10-24 x 3/4")
T91	12-150227	Link Assembly
T92	12-150158-12	"X" Washer Pin
T94	11-500001	Bearing (Ball-Aircraft Type)
T94A	11-190014	Washer (3/8")
T95	11-015163	Bolt & Lockwasher Assy. (10-24 x 1/2") (For Machines prior to #1583)
T95A	11-007090	Cap Screw-F.Hd. (10-24 x 5/8") (For Machines #1583 & Up.)
T95B	11-198508	Countersunk Lockwasher (#10)(For Machines #1583 & Up.)
T96	12-150056-3	Roller Stud
T97	11-421048	Oilite Bearing - Flanged (2 Req'd.)
T97A	12-150142-3	Bumper
T98	12-150056-2	Roller Stud
T99	12-150303	Roller Bushing Assembly

INDEX NO.	PART NO.	DESCRIPTION
T100	12-150013	Turret Stop Lever
T101	12-150166	Pin
T102	12-150289	Link
T103	12-150158-7	"X" Washer Pin
T104	12-150158-13	"X" Washer Pin
T105	12-150051	Bellcrank Assembly
T106	12-150191	Internal Wrenching Nut
T107	11-195015	Spring Lockwasher
T108	12-150072	Shoulder Screw
T109	Obsolete	Shaft (See Note I)
T110	11-005086	Cap Screw-H.Soc. (10-24 x 3/8")
T111	11-530514	Retaining Ring
T112	12-150157-4	Washer
T113	Obsolete	Latch (Order Shaft & Latch Assembly 12-150277)
T114	12-400219	Idler Pulley Assembly
T115	11-005196	Cap Screw-H.Soc. (1/4-20 x 3")
T116	12-150186	Spacer
T117	12-150301	Hex Head Bolt (Special)
T118	11-650004	Bumper
T118C	11-421000	Oilite Bearing - Flanged
T119	11-125204	Hex Jam Nut-R.H.(3/8-16)
T120	12-100904	Link Clutch Release Lever
T121	11-345310	Roll Pin
T122	12-100167	Compression Spring
T123	12-100166-7	"X" Washer Pin
T124	11-230001	"X" Washer

Turret: For Machines Prior to Serial #12844

NOTE I: The illustrated shaft is not available. To replace this shaft, order new Shaft and Latch Assembly 12-150277. To replace one of the components of 12-150277, order 12-150249 Shaft and/or 12-150235 Latch Assembly and/or 11-420032 Oilite Bearing.

NOTE II: When ordering Stud T87J for machines prior to Serial #12,844, resize mating hole from 1/4" to 5/16".



AUG 81

TURRET ASSEMBLY

<u>INDEX NO.</u>	<u>PART NO.</u>	<u>DESCRIPTION</u>	<u>INDEX NO.</u>	<u>PART NO.</u>	<u>DESCRIPTION</u>
T120	12-150096-000	Tension Spring	T134	11-480001-000	Needle Bearing (Cam Follower)
T121	12-150086-000	Turret Interlock Probe Assembly	T135	11-125101-000	Hex Nut (1/4-28)
T121A	11-421026-000	Oilite Bearing (Flanged) 2 Req'd	T136	12-150130-002	Spring Wheel
T121B	11-420046-000	Plain Bearing (Bronze)	T137	11-345408-000	Roll Pin
T122	Obsolete	X-Washer Pin (See Note I)	T138	12-150214-000	Turret Release Lever Assembly
T122A	12-150268-000	Hex Head Bolt (Special)	T138A	11-421008-000	Oilite Bearing (Flanged) 2 Req'd
T122B	12-150267-000	Spacer	T139	12-150281-000	X-Washer Pin
T122C	11-170006-000	Locknut (10-32)	T140	11-001260-000	Cap Screw-H. Hd. (5/16-18 X 5/8")
T123	12-150023-008	X-Washer Pin	T141	11-002006-000	Cap Screw-H. Hd. (1/4-20 X 1 1/2")
T124	12-150108-000	Center Chute Assby (See Note IV)	T142	12-150117-000	Halo Ring Assembly
T125	12-150304-003	Hex Head Cap Screw	T144	N.A.	Cap (See Note III)
T126		Turret Pin Guide Assby (See Page 132 for Break-down)	T145	11-005357-000	Cap Screw-H. Soc. (3/8-16 X 3 1/4")
T127		Turret Ring Assembly (See Page 134 for Break-down)	T146	11-195016-000	Lockwasher (3/8")
T128	11-015291-000	Bolt & Lockwasher Assy. (1/4-20 X 1 1/4")	T147	12-150228-000	Turret Support Frame Assembly
T129	Obsolete	Turret Index Pulley (See Note II)	T147A	11-421049-000	Oilite Bearing (Flanged) 4 Req'd
T130	11-006088-000	Cap Screw-Button Hd. (10-24 X 1/2")	T147B	11-421009-000	Oilite Bearing (Flanged) 2 Req'd
T131	12-150070-000	Tension Spring	T147C	11-420006-000	Plain Bearing (Bronze)
T133	12-150183-000	Lubrication Fitting	T148	12-200047-003	Spacer
			1.	12-150109-000	Flange (See Note IV)

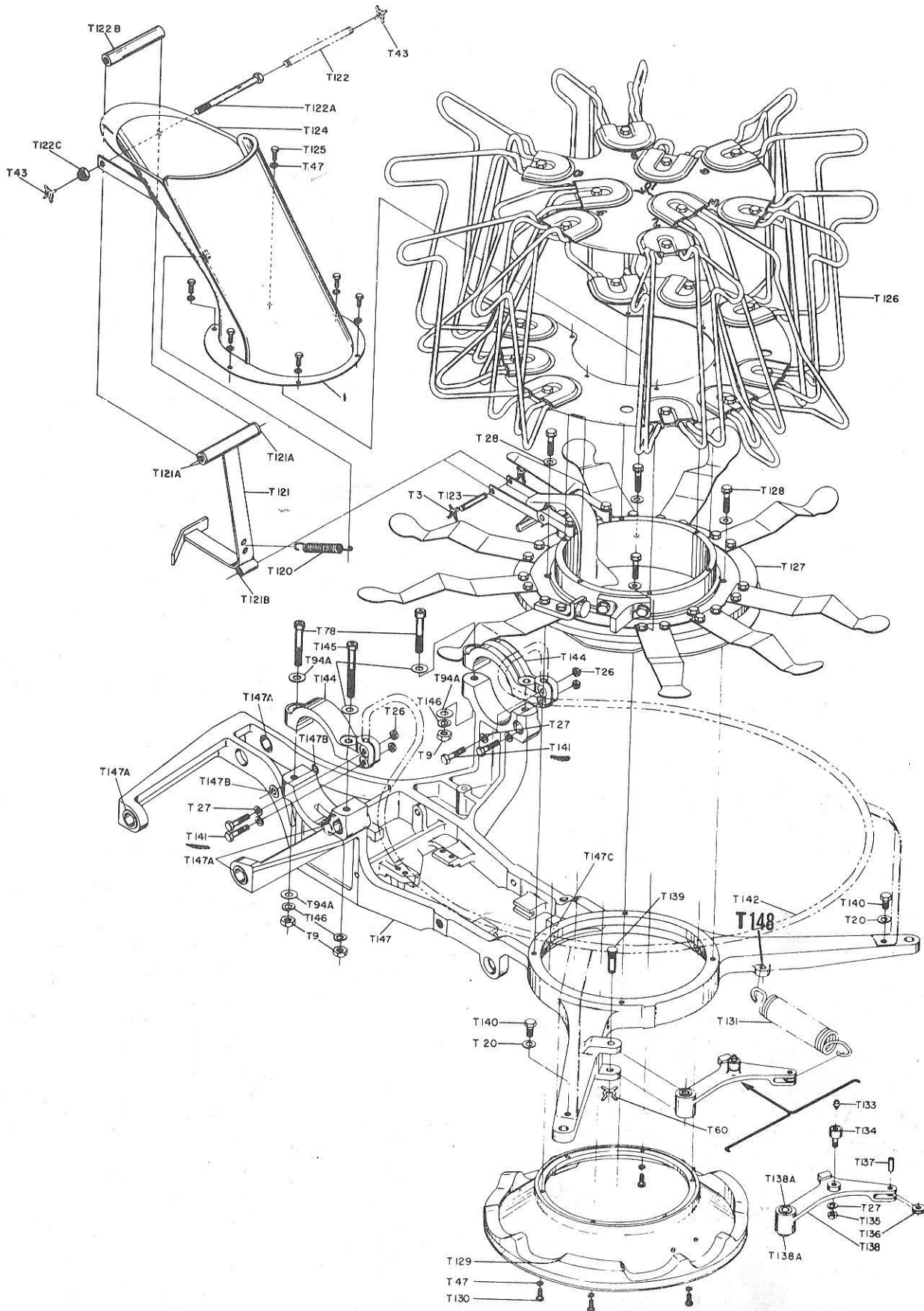
NOTE I: (On machines prior to Serial No. 18,198 order 12-150268, 12-150267 & 11-170006)

NOTE II: (Order 12-150290, 12-150289, (2) 12-150306, 12-150307, and 12-150293 (2 Req'd) if machines not so equipped.)

NOTE III: This type cap is no longer available. Replace with 12-150229 (Pg. 118-index 143) and 2 each 11-005359 cap screws (3/8-16 X 3 3/4").

NOTE IV: Flange (12-150109) can be used as entire replacement of broken flange plate weldment or spot welded to bottom of existing plate that is partially broken.

TURRET: FOR MACHINES PRIOR TO SERIAL NO. 12844



INDEX NO.	PART NO.	DESCRIPTION
T1	Obsolete	Roller Assembly (See Note I)
T1A	12-150282-000	Nylon Roller
T1B	12-150209-004	Spacer
T2	Obsolete	"X" Washer Pin (See Note I)
T2A	11-001190-000	Cap Screw-H. Hd. (1/4-20 X 1 3/4")
T3	11-230001-000	"X" Washer (1/8")
T3A	11-170007-000	Flexlock Nut (1/4-20)
T4	11-345304-000	Roll Pin
T5	12-150071-000	Pin
T6	11-345154-000	Roll Pin
T7	12-150149-000	Plunger
T8	12-150127-000	Compression Spring
T9	11-125104-000	Hex Nut (3/8-16)
T9A	12-150213-000	Tension Spring
T10	Obsolete	Spacer
T11	11-230003-000	"X" Washer (3/16")
T12	12-150158-014	"X" Washer Pin (See Note III)
	12-150158-016	"X" Washer Pin (See Note III)
T15	12-150085-000	Support Rod (2 req'd)
T16	11-125206-000	Hex Jam Nut R.H. (7/16-14")
T17	11-125106-000	Hex Nut (7/16-14)
T18	12-150145-000	Lever
T19	11-125102-000	Hex Nut (5/16-18)
T20	11-195015-000	Lockwasher (5/16")
T21	11-190012-000	Washer (5/16")
T22	11-001270-000	Cap Screw-H. Hd. (5/16-18 X 3/4")
T23	12-150157-002	Washer
T24	12-150143-002	Interlock Shaft
T25	11-360466-000	Spirol Pin
T26	11-125100-000	Hex Nut (1/4-20)
T27	11-195014-000	Lockwasher (1/4")
T28	11-190010-000	Washer (1/4")
T29	11-001190-000	Cap Screw-H. Hd. (1/4-20 X 1 3/4")
T30	12-150147-000	Lever Assembly
T31	12-150125-000	Roller
T32	11-420000-000	Bearing (Plain-Bronze)
T34	12-150023-007	Pin
T35	11-230000-000	"X" Washer (3/32")
T36	12-150132-000	Tension Spring
T37	12-150234-000	Link Assembly (For machines prior to Serial #260, also order (1) 12-150226 Roller and Bearing Assembly.
T38	12-150158-006	"X" Washer Pin
T40	12-150226-000	Roller & Bearing Assby
T41	12-150279-000	Lever Assembly
T42	12-150247-000	Stud
T43	11-230002-000	"X" Washer (5/32")

INDEX NO.	PART NO.	DESCRIPTION
T44	N.A.	Pin Guide Block
T45	11-007094-000	Cap Screw-F. Hd. (10-24 X 1")
T46	11-125004-000	Hex Nut (10-24)
T47	11-195010-000	Lockwasher (#10)
T48	11-190006-000	Washer (#10)
T49	12-150187-000	Bottom Protector
T50	11-005178-000	Cap Screw-H. Socket (1/4-20 X 1/2")
T51	11-002035-000	Cap Screw-H. Hd. (1/4-28 X 1 1/4") Heat Treated
T53	12-150113-000	Belt
T54	11-421038-000	Oilite Bearing-Flanged (2 req'd)
T55	11-420048-000	Bearing (Plain-Bronze)
T56	12-150025-000	Tension Spring
T57	12-150111-000	Latch
T58	11-001190-000	Cap Screw-H. Hd. (1/4-20 X 1 3/4")
T59	12-150023-002	Pin
T60	11-230003-000	"X" Washer (3/16")
T61	12-150144-000	Lever
T62	12-150143-003	Interlock Shaft
T63		Restricted Drop Linkage Assy. (See Page 126 for Breakdown)
T64	Obsolete	Tension Spring (See Note II)
T64 A	12-150272-000	Spring (For Machines Serial #18091 Up)
T65	Obsolete	Lever Assby (See Note II)
T65A	12-150271-000	Lever Assby (For Machines Serial #18,091 Up)
T66	12-150287-000	Lever & Link Assembly
T120	12-100904-000	Link Clutch Release Lever
T121	11-345310-000	Roll Pin
T122	12-100167-000	Compression Spring
T123	12-100166-007	"X" Washer Pin

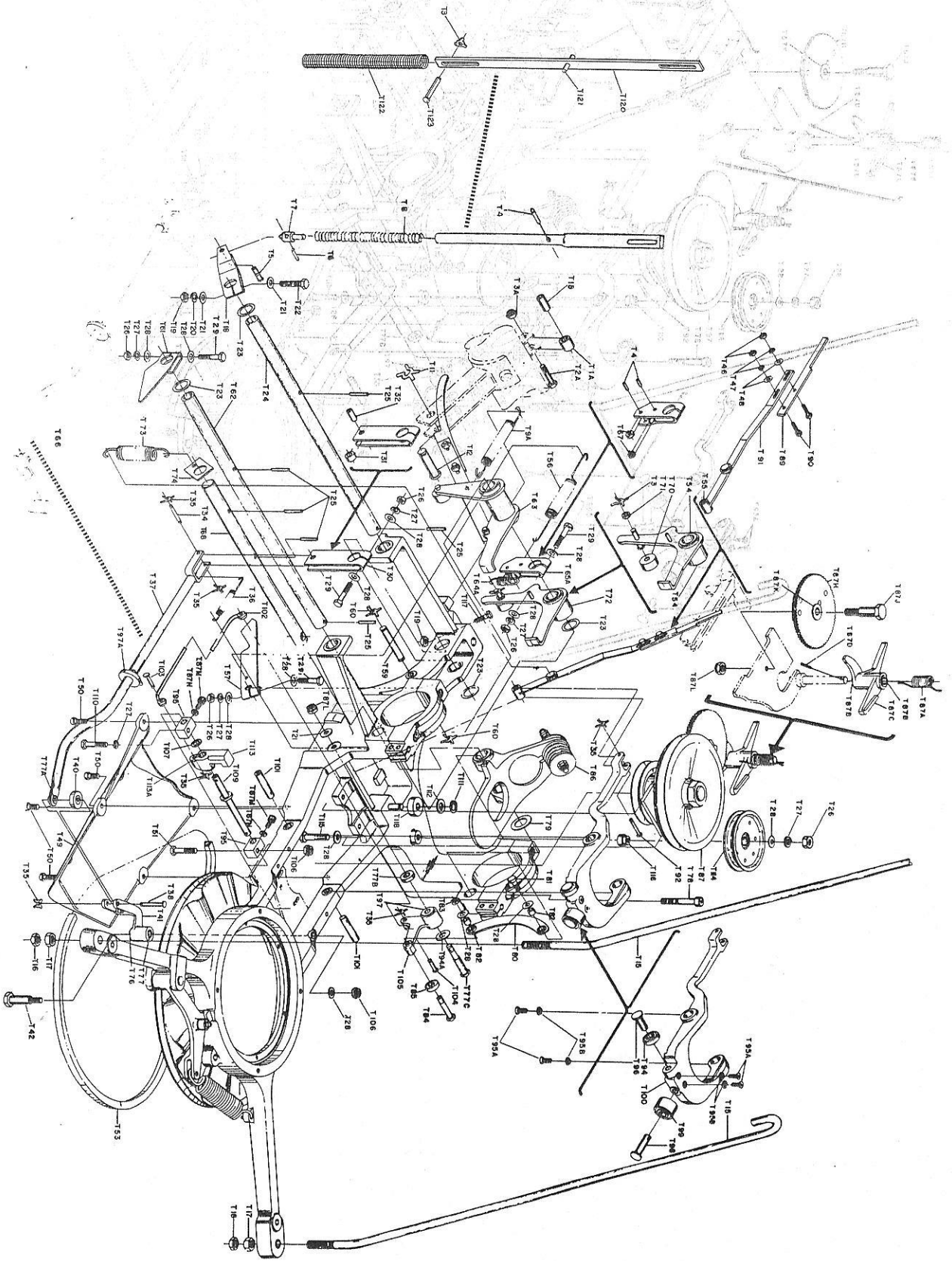
Turret: For Machines Serial #12844 to Serial #61194.

NOTE I: On machines prior to Serial #22,420, order 12-150282, 12-150209-4, 11-001190 and 11-170007.

NOTE II: On machines prior to Serial #18,091, order 12-150271 and 12-150272

NOTE III: Use 12-150158-14 Pin for machines with F65A (Page 107) style brackets. Pin is 1 1/16" long. Use 12-150158-16 Pin for machines with F68 (Page 107) style brackets. Pin is 1-57/64"

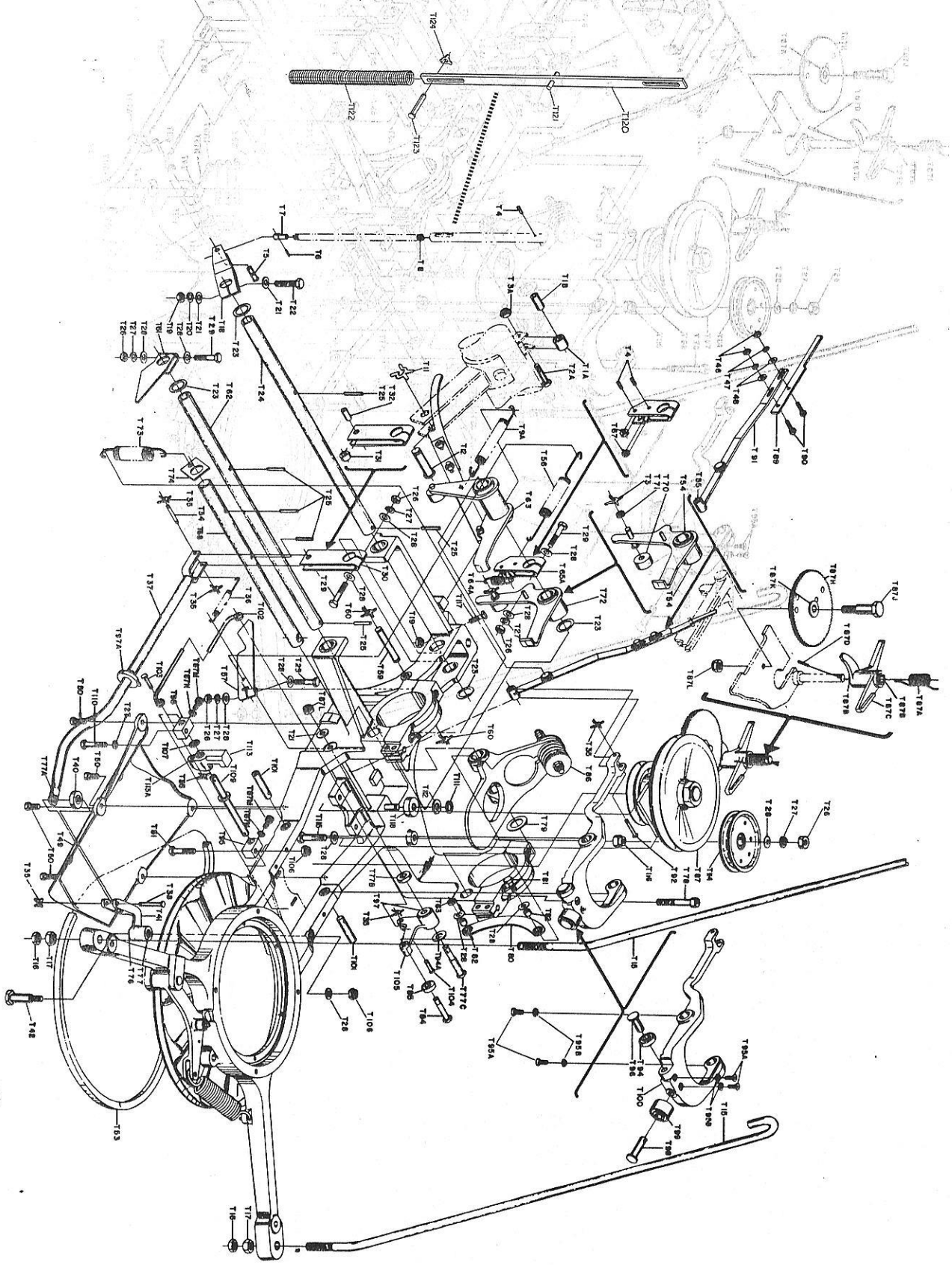
TURRET ASSEMBLY



INDEX NO.	PART NO.	DESCRIPTION	INDEX NO.	PART NO.	DESCRIPTION
T67	12-150130-005	Spring Wheel	T94A	11-190014-000	Washer (3/8")
T68	12-150069-000	Trip Lever Shaft	T95	12-150293-000	Shaft Clamp (Order 2)
T70	12-150142-002	Bumper	T95A	11-007090-000	Cap Screw-F. Hd. (10-24 X 5/8")
T71	12-150130-006	Spring Wheel	T95B	11-198508-000	Countersunk Lockwasher (#10)
T72	12-150200-000	Latch Assembly	T96	12-150056-003	Roller Stud
T73	12-150090-000	Tension Spring	T97	11-421048-000	Oilite Bearing-Flanged (2 req'd)
T74	12-150088-000	Spring Hook	T97A	12-150142-003	Bumper
T76	11-421039-000	Oilite Bearing-Flanged	T98	12-150056-002	Roller Stud
T77	11-420043-000	Plain Bearing-Bronze	T99	12-150303-000	Roller Bushing Assembly
T77A	11-421061-000	Oilite Bearing-Flanged	T100	12-150231-000	Turret Stop Lever
T77B	12-150245-000	Spacer	T101	12-150236-000	Pin
T77C	12-150252-000	Shoulder Screw	T102	12-150289-000	Link
T78	11-005354-000	Cap Screw-H. Socket (3/8-16 X 2 1/2")	T103	12-150158-007	"X" Washer Pin
T79	12-150157-003	Washer	T104	12-150158-013	"X" Washer Pin
T80	12-150065-000	Link Assembly	T105	12-150051-000	Bellcrank Assembly
T81	11-110130-000	Cap Screw-H. Hd. (1/4-20 X 3/4")	T106	11-170008-000	Locknut (1/4-28)
T82	12-150190-000	Bearing	T107	11-422008-000	Thrust Bearing-Bronze
T83	11-170106-000	Locknut (1/4-20)	T109	12-150259-000	Shaft
T84	12-150120-000	Stud	T110	11-002006-000	Cap Screw-H. Hd. (1/4-20 X 1 1/2")
T85	11-500006-000	Bearing (Ball-Aircraft Type)	T111	11-530015-000	Snap Ring
T86		Trip Lever & Spring Assembly (See Page 127 for Breakdown)	T112	11-190016-000	Washer (7/16")
T87		Clutch & Pulley Assembly (See Page 128 for Break- down)	T113	12-150235-000	Latch Assembly
T87A	12-150012-000	Torsion Spring	T113A	12-150256-000	Oilite Bearing
T87B	11-421065-000	Oilite Bearing-Flanged (2 req'd)	T114	12-400219-000	Idler Pulley Assembly
T87C	12-150011-000	Latch Assembly	T115	11-002008-000	Cap Screw-H. Hd. (1/4-20 X 2")
T87D	11-360365-000	Spirol Pin	T116	12-150186-000	Spacer
T87H	12-150138-000	Turret Delay Gear Assby	T117	12-150301-000	Cap Screw-H. Hd.
T87J	12-150254-000	Stud	T118	12-150246-000	Bumper
T87K	11-421035-000	Oilite Bearing-Flanged (2 req'd)	T118C	11-421000-000	Oilite Bearing-Flanged
T87L	11-170010-000	Locknut (5/16-24)	T120	12-100904-000	Link-Clutch Release Lever
T87M	11-005118-000	Cap Screw-H. Socket (10-32 X 1/2")	T121	11-345310-000	Roll Pin
T87N	11-196008-000	Hi-Collar Lockwasher (#10)	T122	12-100167-000	Compression Spring
T89	12-150057-003	Strap	T123	12-100166-007	"X" Washer Pin
T90	11-001062-000	Cap Screw-H. Hd. (10-24 X 3/4")	T124	11-230001-000	"X" Washer
T91	12-150227-000	Link Assembly			
T92	12-150158-012	"X" Washer Pin			
T94	11-500001-000	Bearing (Ball-Aircraft Type)			
					Turret: For Machine Serial #12844 to Serial #61194 and Up
					NOTE I: On machines prior to Serial #22,420, order 12-150282, 12-150209-4, 11-001190 and 11-170007.
					NOTE II: On machines prior to Serial #18,091, order 12-150271 and 12-150272.

FEB 83

TURRET ASSEMBLY



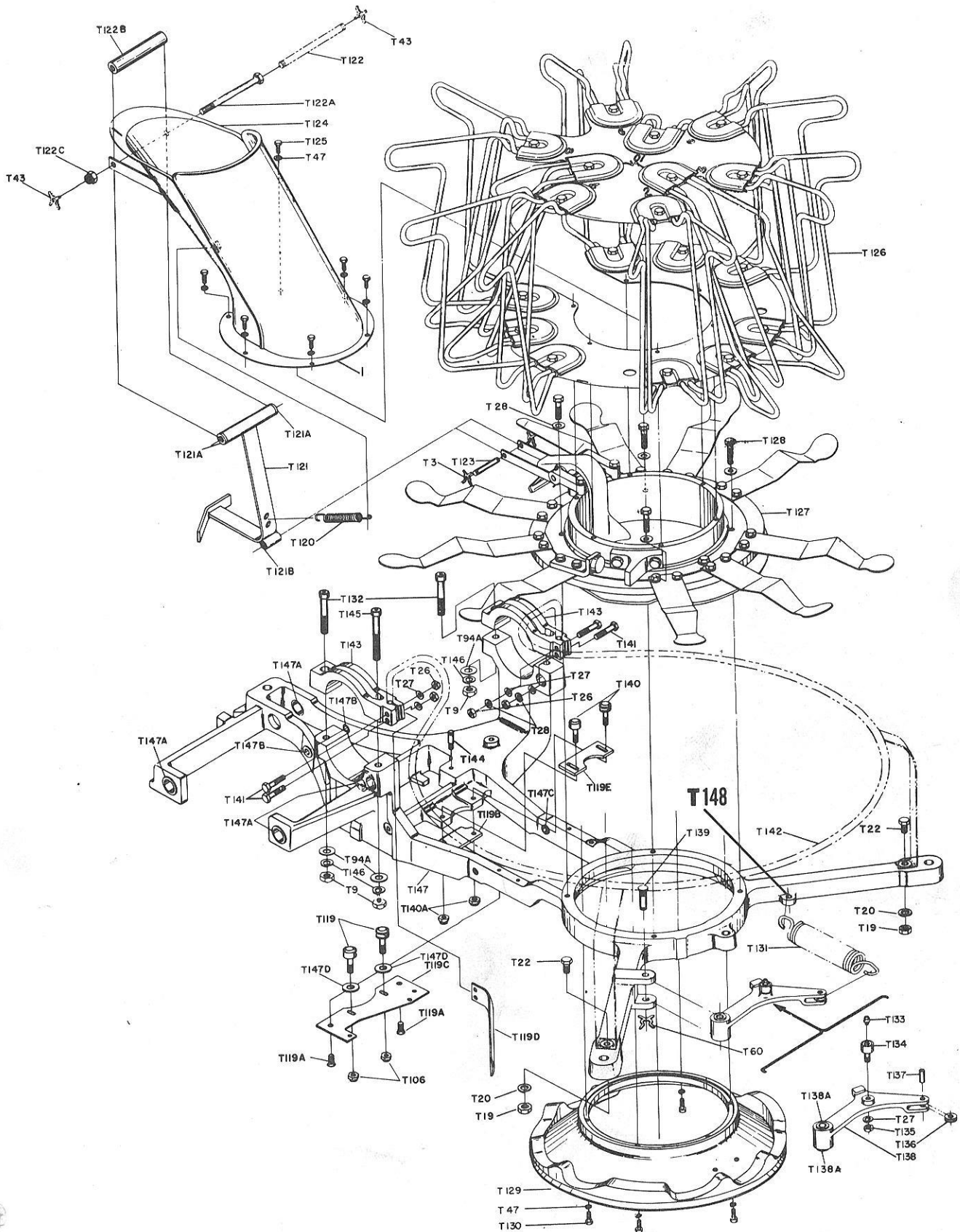
<u>INDEX NO.</u>	<u>PART NO.</u>	<u>DESCRIPTION</u>	<u>INDEX NO.</u>	<u>PART NO.</u>	<u>DESCRIPTION</u>
T119	12-150242-000	Slide	T130	11-006088-000	Cap Screw-But. Hd. (10-24 X 1/2")
T119A	11-007182-000	Cap Screw-F. Hd. Soc. (1/4-20 X 3/4")	T131	12-150070-000	Tension Spring
T119B	12-150250-000	Interlock Stop	T132	11-005356-000	Cap Screw-H. Soc. (3/8-16 X 3")
T119C	12-150248-000	Bracket	T133	12-150183-000	Lubrication Fitting
T119D	12-150233-000	Pin Retainer (Applicable for all Machines Prior to Ser. No. 29000)	T134	11-480001-000	Cam Follower
T119E	12-150261-000	Plate	T135	11-125101-000	Hex Nut (1/4-28)
T120	12-150096-000	Tension Spring	T136	12-150130-002	Spring Wheel
T121	12-150086-000	Turret Interlock Probe Assembly	T137	11-345408-000	Roll Pin
T121A	11-421026-000	Oilite Bearing (flanged) 2 Req'd	T138	12-150214-000	Turret Release Lever Assembly
T121B	11-420046-000	Bearing (Plain-Bronze)	T138A	11-421008-000	Oilite Bearing (flanged) 2 Req'd
T122	Obsolete	X-Washer Pin (See Note I)	T139	12-150281-000	X-Washer Pin
T122A	12-150268-000	Hex Head Bolt (Special)	T140	12-150260-000	Slide
T122B	12-150267-000	Spacer	T140A	11-170107-000	Locknut (thin) 1/4-28
T122C	11-170006-000	Locknut (10-32)	T141	11-002006-000	Cap Screw-H. Hd. (1/4-20 X 1 1/2") H.T.
T123	12-150023-008	X-Washer Pin	T142	12-150117-000	Halo Ring Assembly
T124	12-150108-000	Center Chute Assembly (See Note III)	T143	12-150229-000	Cap
T125	12-150304-003	Hex Head Cap Screw	T144	12-150244-000	Stud
T126		Turret Pin Guide Assby (See Page 132 for Break-down)	T145	11-005360-000	Cap Screw-H. Soc. (3/8-16 X 4")
T127		Turret Ring Assembly (See Page 134 for Break-down)	T146	11-195016-000	Lockwasher (3/8")
T128	11-015291-000	Bolt & Lockwasher (1/4-20 X 1 1/4")	T147	12-150228-000	Turret Support Frame Assembly
T129	Obsolete	Turret Index Pulley (See Note II)	T147A	11-421049-000	Oilite Bearing (flanged) 4 Req'd
			T147B	11-421009-000	Oilite Bearing (flanged)
			T147C	12-150255-000	Bearing (2 Req'd)
			T147D	11-190010-000	Washer (1/4")
			T148	12-200047-003	Spacer
			1.	12-150109-000	Flange (See Note III)

NOTE I: (On machines prior to Serial No. 18,198 order 12-150268, 12-150267 & 11-170006)

NOTE II: (Order 12-150290, 12-150289, 12-150279, (2) 12-150306, 12-150307 & 12-150293 (2 req'd) if machine not so equipped.

NOTE III: Flange (12-150109) can be used as entire replacement of broken flange plate weldment or spot welded to bottom of existing plate that is partially broken.

TURRET: FOR MACHINE SERIAL NO. 12844 TO SERIAL NO. 61, 194



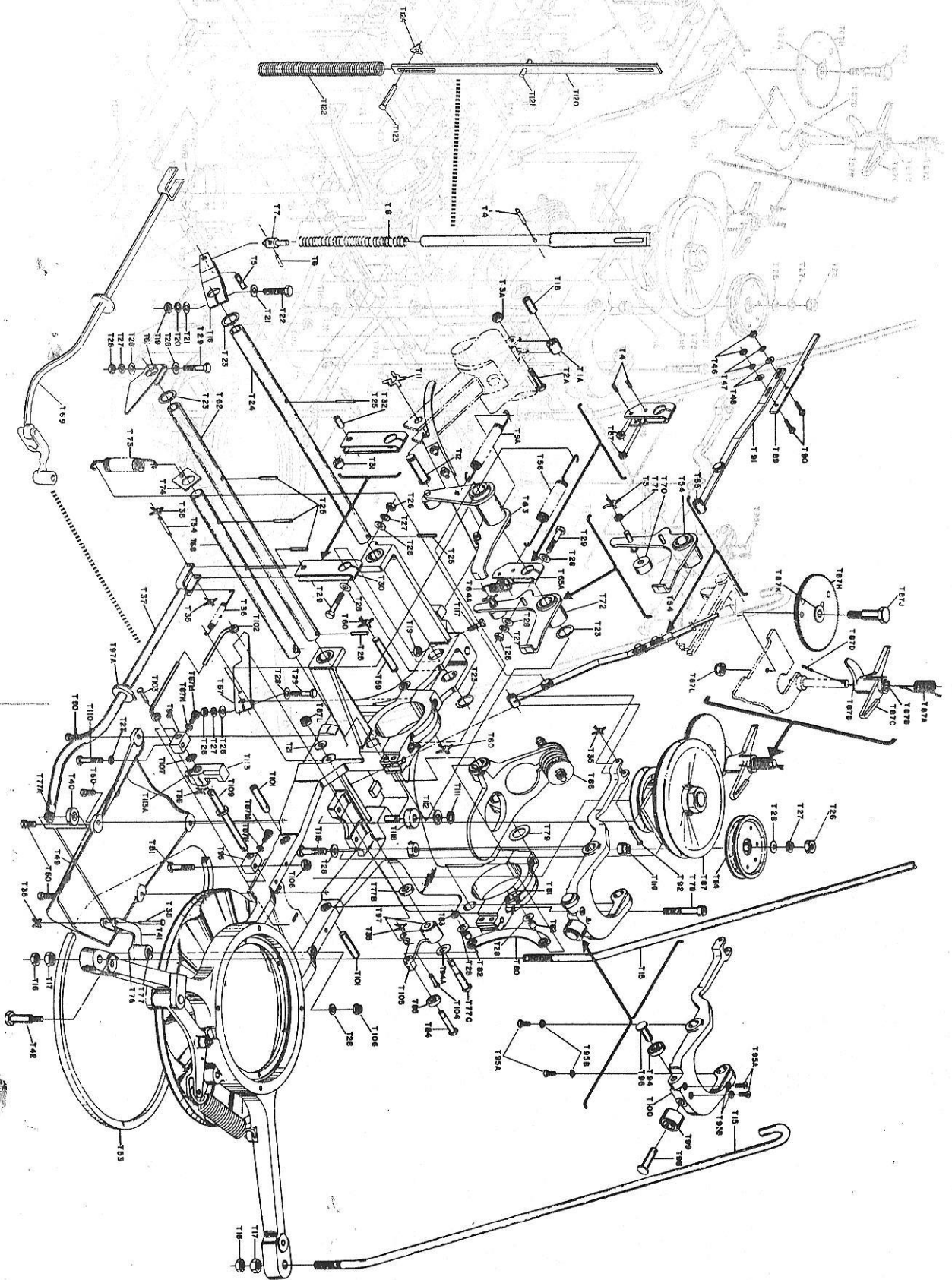
INDEX NO.	PART NO.	DESCRIPTION
T1A	12-150282-000	Nylon Roller
T1B	12-150209-004	Spacer
T2A	11-001190-000	Cap Screw-H. Hd. (1/4-20 X 1 3/4")
T3A	11-170007-000	Flexlock Nut (1/4-20)
T4	11-345304-000	Roll Pin
T5	12-150071-000	Pin
T6	11-345154-000	Roll Pin
T7	12-150149-000	Plunger
T8	12-150127-000	Compression Spring
T9	11-125104-000	Hex Nut (3/8-16)
T9A	12-150213-000	Tension Spring
T10	Obsolete	Spacer
T11	11-230003-000	"X" Washer (3/16")
T12	12-150158-014	"X" Washer Pin (See Note I)
	12-150158-016	"X" Washer Pin (See Note I)
T15	12-150085-000	Support Rod (2 req'd)
T16	11-125206-000	Hex Jam Nut-R.H. (7/16-14)
T17	11-125106-000	Hex Nut (7/16-14)
T18	12-150145-000	Lever
T19	11-125102-000	Hex Nut (5/16-18)
T20	11-195015-000	Lockwasher (5/16")
T21	11-190012-000	Washer (5/16")
T22	11-001270-000	Cap Screw-H. Hd. (5/16-18 X 1 3/4")
T23	12-150157-002	Washer
T24	12-150143-002	Interlock Shaft
T25	11-360466-000	Spirol Pin
T26	11-125100-000	Hex Nut (1/4-20)
T27	11-195014-000	Lockwasher (1/4")
T28	11-190010-000	Washer (1/4")
T29	11-001190-000	Cap Screw-H. Hd. (1/4-20 X 1 3/4")
T30	12-150147-000	Lever Assembly
T31	12-150125-000	Roller
T32	11-420000-000	Bearing (Plain-Bronze)
T34	12-150023-007	Pin
T35	11-230000-000	"X" Washer (1/8")
T36	12-150132-000	Tension Spring
T37	12-150234-000	Link Assembly (For Machines Prior to Serial #260, Also order (1) 12-150226 Roller and Bearing Assembly
T38	12-150158-006	"X" Washer Pin
T40	12-150226-000	Roller & Bearing Assby

INDEX NO.	PART NO.	DESCRIPTION
T41	12-150279-000	Lever Assembly
T42	12-150247-000	Stud
T43	11-230002-000	"X" Washer (5/32")
T46	11-125004-000	Hex Nut (10-24)
T47	11-195010-000	Lockwasher (#10)
T48	11-190006-000	Washer (#10)
T49	12-150187-000	Bottom Protector
T50	11-005178-000	Cap Screw-H. Hd. (1/4-20 X 1 1/2")
T51	11-002035-000	Cap Screw-H. Hd. (1/4-28 X 1 1/4") Heat Treated
T53	12-150113-000	Belt
T54	11-421038-000	Oilite Bearing-Flanged (2 req'd)
T55	11-420048-000	Bearing (Plain-Bronze)
T56	12-150025-000	Tension Spring
T57	12-150111-000	Latch
T58	11-001190-000	Cap Screw-H. Hd. (1/4-20 X 1 3/4")
T59	12-150023-002	Pin
T60	11-230003-000	"X" Washer (3/16")
T61	12-150144-000	Lever
T62	12-150143-003	Interlock Shaft
T63		Restricted Drop Linkage Assembly (See Page 126 for Breakdown)
T64A	12-150272-000	Tension Spring
T65A	12-150271-000	Lever Assembly
T67	12-150130-005	Spring Wheel
T68	12-150069-000	Trip Lever Shaft
T69	12-150287-000	Lever & Link Assembly
T120	12-100904-000	Link-Clutch Release Lever
T121	11-345310-000	Roll Pin
T122	12-100167-000	Compression Spring
T123	12-100166-007	"X" Washer Pin
T124	11-230001-000	"X" Washer

Turret for Machines Serial #61,194 Up

NOTE I: Use 12-150158-14 Pin for machines with F65A (Page 107) style brackets. Pin length is 1 1/16".
Use 12-150158-16 Pin for machines with F68 (Page 107) style brackets. Pin length is 1 57/64".

TURRET ASSEMBLY



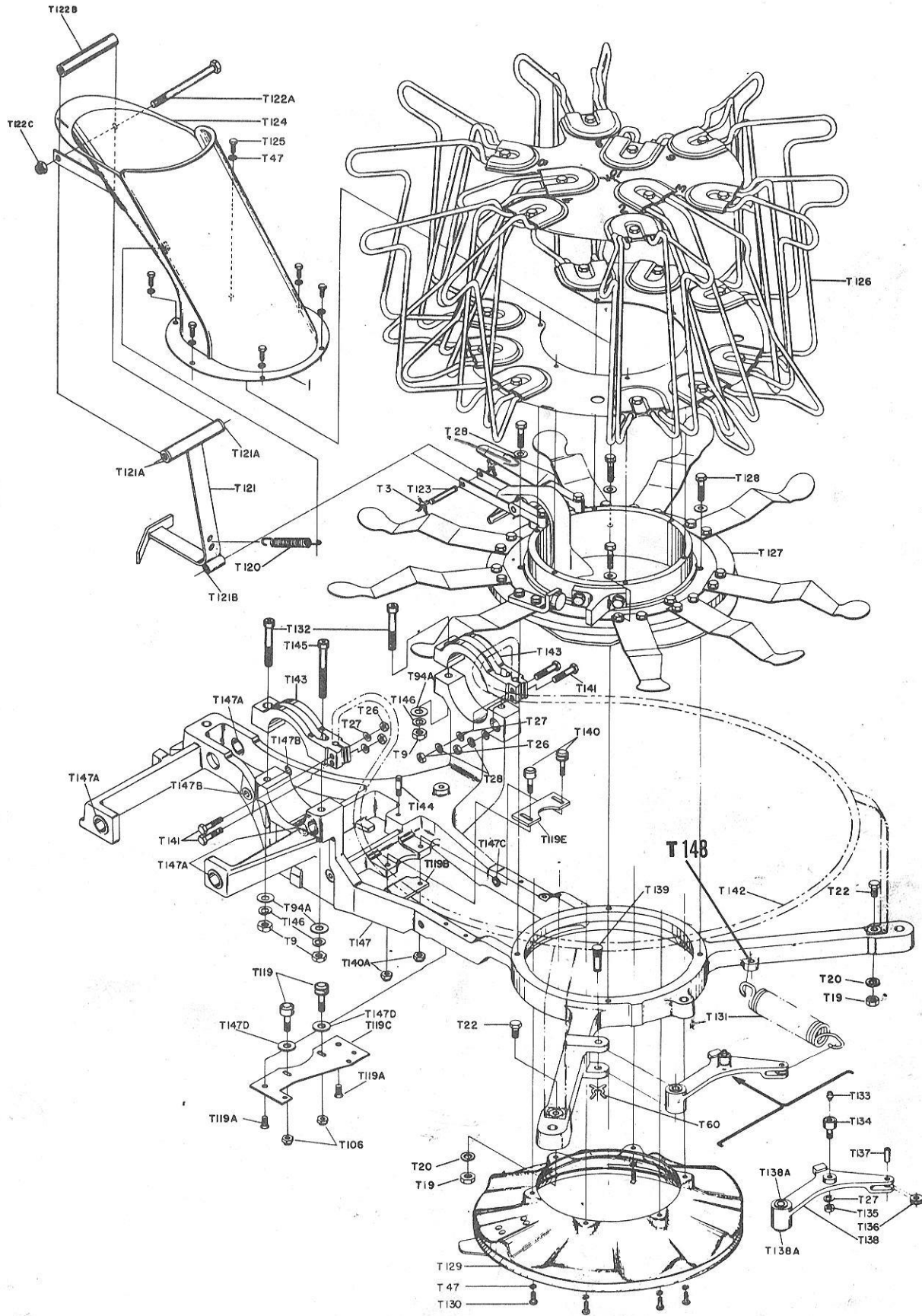
<u>INDEX NO.</u>	<u>PART NO.</u>	<u>DESCRIPTION</u>	<u>INDEX NO.</u>	<u>PART NO.</u>	<u>DESCRIPTION</u>
T70	12-150142-002	Bumper	T91	12-150227-000	Link Assembly
T71	12-150130-006	Spring Wheel	T92	12-150158-012	"X" Washer Pin
T72	12-150200-000	Latch Assembly	T94	11-500001-000	Bearing (Ball-Aircraft Type)
T73	12-150090-000	Tension Spring	T94A	11-190014-000	Washer (3/8")
T74	12-150088-000	Spring Hook	T95	12-150293-000	Shaft Clamp
T76	11-421039-000	Oilite Bearing (Flanged)	T95A	11-007090-000	Cap Screw-F. Hd. (10-24 X 5/8")
T77	11-420043-000	Plain Bearing (Bronze)	T95B	11-198508-000	Countersunk Lockwasher (#10)
T77A	11-421061-000	Oilite Bearing (Flanged)	T96	12-150056-003	Roller Stud
T77B	12-150245-000	Spacer	T97	11-421048-000	Oilite Bearing (Flanged)
T77C	12-150252-000	Shoulder Screw	T97A	12-150142-003	Bumper
T78	11-005354-000	Cap Screw-H. Soc. (3/8-16 X 2 1/2")	T98	12-150056-002	Roller Stud
T79	12-150157-003	Washer	T99	12-150303-000	Roller Bushing Assembly
T80	12-150065-000	Link Assembly	T100	12-150231-000	Turret Stop Lever
T81	11-110130-000	Cap Screw-H. Hd. (1/4-20 X 3/4")	T101	12-150236-000	Pin
T82	12-150190-000	Bearing	T102	12-150289-000	Link
T83	11-170106-000	Locknut (1/4-20)	T103	12-150158-007	"X" Washer Pin
T84	12-150120-000	Stud	T104	12-150158-013	"X" Washer Pin
T85	11-500006-000	Bearing (Ball-Aircraft Type)	T105	12-150051-000	Bellcrank Assembly
T86		Trip Lever & Spring Assy (See Page 127 for Break-down)	T106	11-170008-000	Locknut (1/4-28)
T87		Clutch & Pulley Assembly (See Page 128 for Break-down)	T107	11-422008-000	Oilite Thrust Bearing
T87A	12-150012-000	Torsion Spring	T109	12-150259-000	Shaft
T87B	11-421065-000	Oilite Bearing (Flanged) 2 Req'd	T110	11-002006-000	Cap Screw-H. Hd. (1/4-20 X 1 1/2")
T87C	12-150011-000	Latch Assembly	T111	11-530015-000	Snap Ring
T87D	11-360365-000	Spirol Pin	T112	11-190016-000	Washer (7/16")
T87H	12-150138-000	Turret Delay Gear Assby	T113	12-150235-000	Latch Assembly
T87J	12-150254-000	Stud	T113A	12-150256-000	Bearing
T87K	11-421035-000	Oilite Bearing (Flanged) 2 Req'd	T114	12-400219-000	Idler Pulley Assembly
T87L	11-170010-000	Locknut (5/16-24)	T115	11-002008-000	Cap Screw-H. Hd. (1/4-20 X 2")
T87M	11-005118-000	Cap Screw-H. Soc. (10-32 X 1/2")	T116	12-150186-000	Spacer
T87N	11-196008-000	Hi-Collar Lockwasher (#10)	T117	12-150301-000	Hex Head Cap Screw
T89	12-150057-003	Strap	T118	12-150246-000	Bumper
T90	11-001062-000	Cap Screw-H. Hd. (10-24 X 3/4")	T118C	11-421000-000	Oilite Bearing (Flanged)
			T120	12-100904-000	Link-Clutch Release Mechanism
			T121	11-345310-000	Roll Pin
			T122	12-100167-000	Compression Spring
			T123	12-100166-007	"X" Washer Pin
			T124	11-230001-000	"X" Washer

Turret for Machine Serial #61,194 Up

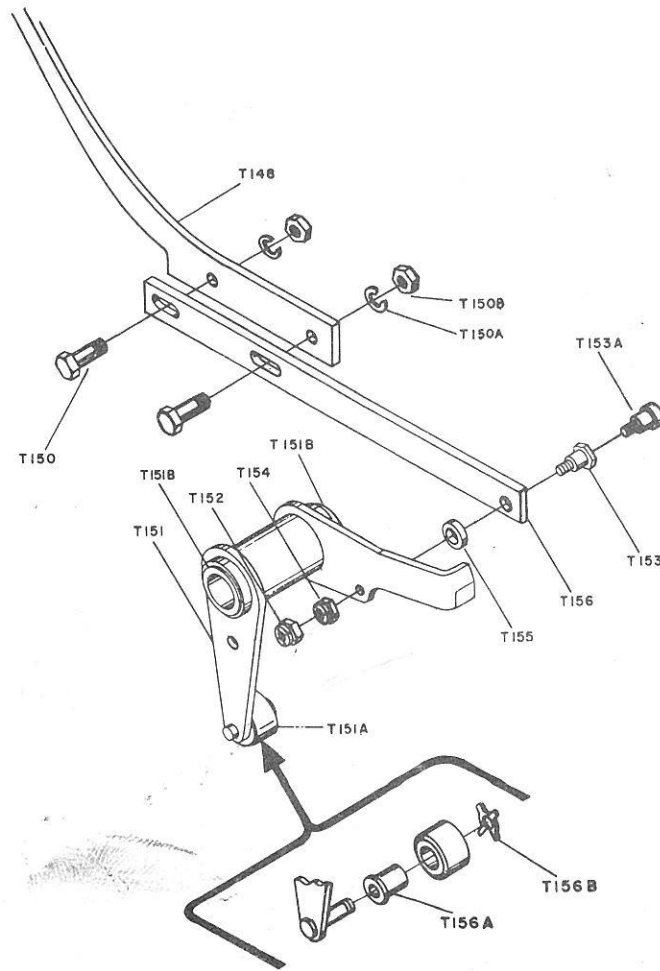
<u>INDEX NO.</u>	<u>PART NO.</u>	<u>DESCRIPTION</u>
T119	12-150242-000	Slide
T119A	11-007182-000	Cap Screw-F. Hd. Soc. (1/4-20 X 3/4")
T119B	12-150250-000	Interlock Stop
T119C	12-150248-000	Bracket
T119E	12-150261-000	Plate
T120	12-150096-000	Tension Spring
T121	12-150086-000	Turret Interlock Probe Assembly
T121A	11-421026-000	Oilite Bearing (flanged) 2 Req'd
T121B	11-420046-000	Bearing (Plain-Bronze)
T122A	12-150268-000	Hex Head Bolt (Special)
T122B	12-150267-000	Spacer
T122C	11-170006-000	Locknut (10-32)
T123	12-150023-008	X-Washer Pin
T124	12-150108-000	Center Chute Assembly (See Note I)
T125	12-150304-003	Hex Head Cap Screw
T126		Turret Pin Guide Assby (See Page 132 for Break- down)
T127		Turret Ring Assembly (See Page 134 for Break- down)
T128	11-015291-000	Bolt & Lockwasher (1/4-20 X 1 1/4")
T129	12-150290-000	Turret Index Pulley
T130	11-006088-000	Cap Screw-But. Hd. (10-24 X 1/2")
T131	12-150070-000	Tension Spring
T132	11-005356-000	Cap Screw-H. Soc. (3/8-16 X 3")
T133	12-150183-000	Lubrication Fitting
T134	11-480001-000	Cam Follower
T135	11-125101-000	Hex Nut (1/4-28)
T136	12-150130-002	Spring Wheel
T137	11-345408-000	Roll Pin
T138	12-150214-000	Turret Release Lever Assembly
T138A	11-421008-000	Oilite Bearing (flanged) 2 Req'd
T139	12-150281-000	X-Washer Pin
T140	12-150260-000	Slide
T140A	11-170107-000	Locknut (thin) 1/4-28
T141	11-002006-000	Cap Screw-H. Hd. (1/4-20 X 1 1/2") H.T.
T142	12-150117-000	Halo Ring Assembly
T143	12-150229-000	Cap
T144	12-150244-000	Stud
T145	11-005360-000	Cap Screw-H. Soc. (3/8-16 X 4")
T146	11-195016-000	Lockwasher (3/8")
T147	12-150228-000	Turret Support Frame Assembly
T147A	11-421049-000	Oilite Bearing (flanged) 4 Req'd
T147B	11-421009-000	Oilite Bearing (flanged)
T147C	12-150255-000	Bearing (2 Req'd)
T147D	11-190010-000	Washer (1/4")
T148	12-200047-003	Spacer
1.	12-150109-000	Flange (See Note I)

NOTE I: Flange (12-150109) can be used as entire replacement of broken flange plate weldment or spot welded to bottom of existing plate that is partially broken.

TURRET FOR MACHINE SERIAL NO. 61,194 UP



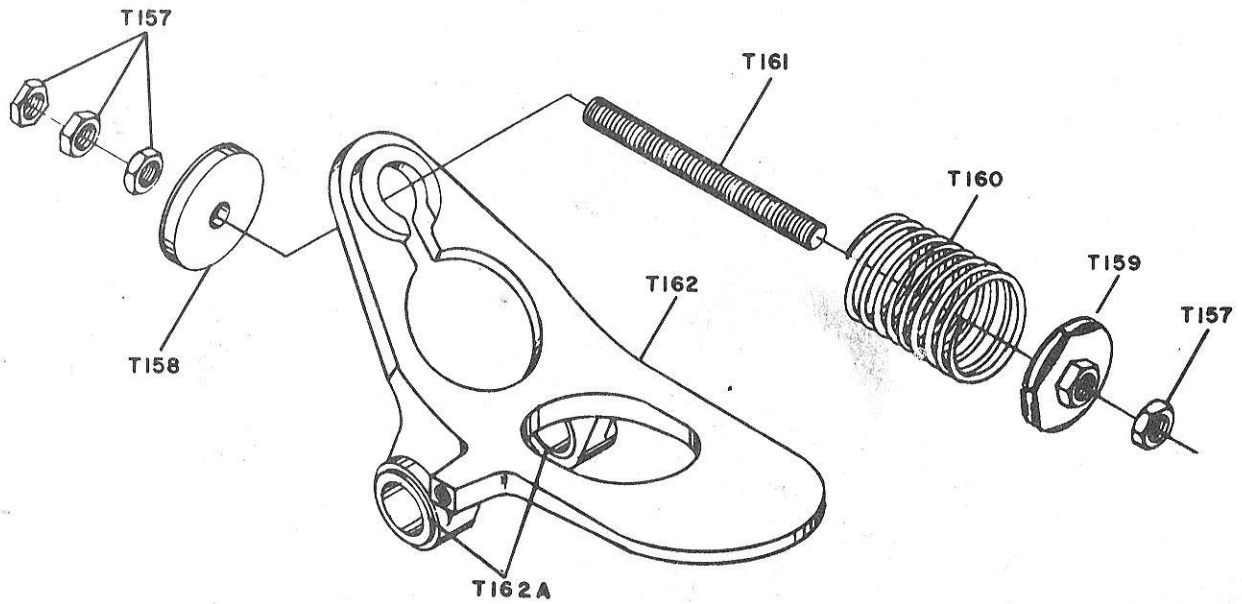
TURRET ASSEMBLY
(12-150000)



<u>INDEX NO.</u>	<u>PART NO.</u>	<u>DESCRIPTION</u>	<u>INDEX NO.</u>	<u>PART NO.</u>	<u>DESCRIPTION</u>
T148	12-150298	Link	T153A	11-106525	Hex Socket Head Stripper Bolt (For Machine Ser. No. 12801 Up)
T150	11-001183	Hex Head Bolt (2 Req'd.)	T154	11-170106	Flexlock Nut (For Machine Ser. No. 12801 Up)
T150A	14-195014	Lockwasher (2 Req'd.)	T155	12-150209-2	Spacer
T150B	11-125100	Hex Nut (2 Req'd.)	T156	12-150210	Link
T151	12-150176	Latch Assembly	T156A	11-421037	Bearing (For Machines Prior to Ser. No. 3394)
T151A	12-150142-2	Rubber Bumper	T156B	11-230001	X Washer (For Machines Prior to Ser. No. 3394)
T151B	11-421038	Bearing (2 Req'd.)			
T152	11-170104	Flexlock Nut (For Machines Prior to Ser. No. 12801) See Note			
T153	12-150195	Screw (For Machines Prior to Ser. No. 12801) See Note			

NOTE: Bolt T153A and Nut T154 can replace Screw T153 and Nut T152 in machines prior to Ser. No. 12801, providing the mating hole in the Latch Assembly T151 is resized to 1/4 in.

RESTRICTED DROP LINKAGE ASSEMBLY



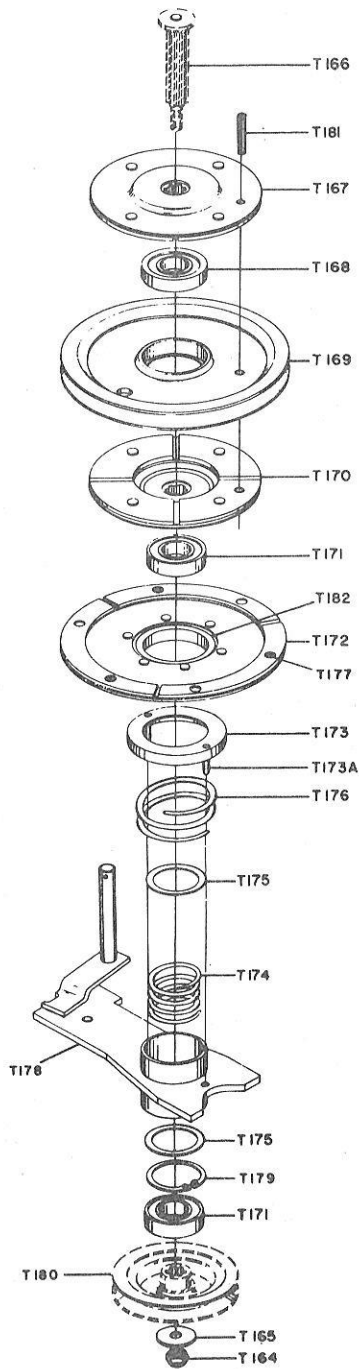
<u>INDEX NO.</u>	<u>PART NO.</u>	<u>DESCRIPTION</u>
T157	11-125204	Hex Jam Nut
T158	12-150168	Stop Washer Assembly
T159	12-150063	Spring Seat Assembly
T160	12-150087	Compression Spring
T161	12-150062	Stud
T162	12-150064	Trip Lever Assembly
T162A	11-421047	Bearing (2 Req'd.)

TRIP LEVER AND SPRING ASSEMBLY

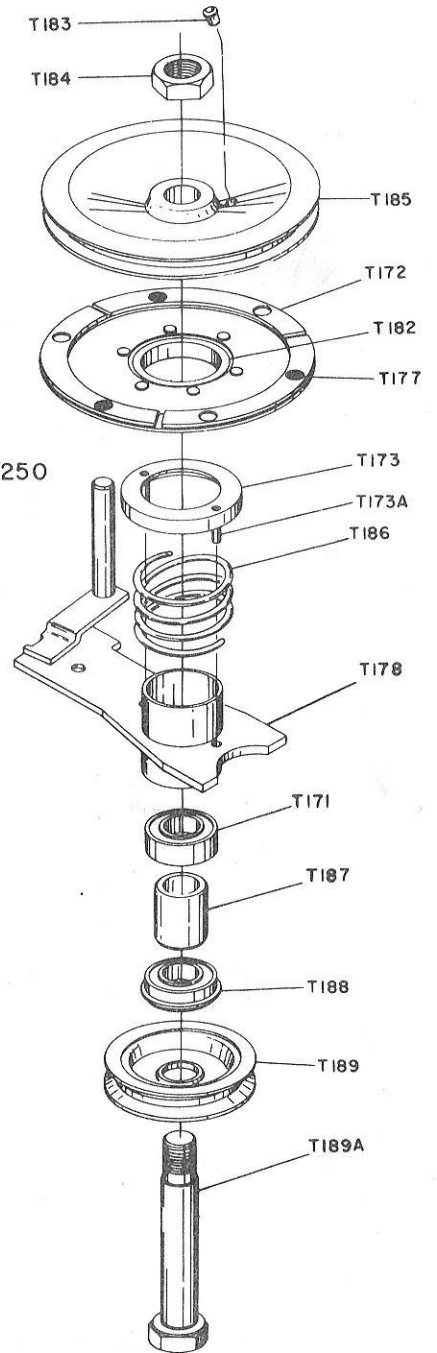
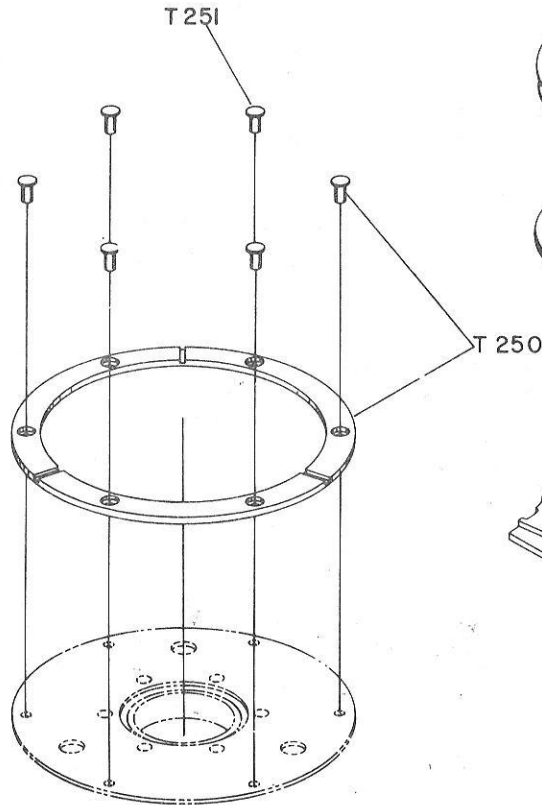
<u>INDEX</u> <u>NO.</u>	<u>PART NO.</u>	<u>DESCRIPTION</u>
T163	11-125202-000	Hex Jam Nut
T164	11-170108-000	Flexlock Nut
T165	12-150151-000	Washer
T166	N.A.	Shaft Assembly (Splined) See Note
T167	12-150160-000	Top Hub & Disc Assembly
T168	11-431007-000	Bearing
T169	12-150164-000	Pulley
T170	12-150162-000	Bottom Hub & Disc Assembly
T171	11-431006-000	Bearing
T172	12-860617-000	Friction Disc Assembly
T173	12-150004-000	Spring Guide Assembly
T173A	11-345161-000	Roll Pin
T174	12-150026-000	Compression Spring
T175	12-150153-000	Washer
T176	12-150027-000	Compression Spring
T177	12-150239-000	Plug Clutch Face (3 Req'd) (For Machines So Equipped)
T178	12-150010-000	Clutch Mount Assembly
T179	11-530528-000	Retaining Ring
T180	N.A.	Turret Drive Pulley See Note
T181	11-345408-000	Roll Pin
T182	12-150154-000	Bearing
T183	12-100162-000	Ball Valve
T184	11-125265-000	Jam Nut
T185	12-150220-000	Pulley Turret Drive
T186	12-150222-000	Compression Spring
T187	12-150217-000	Spacer
T188	11-431010-000	Bearing
T189	12-150219-000	Pulley
T189A	12-150216-000	Shaft
T250	12-862864-002	Clutch Face and Rivet Replacement Kit
T251	11-300001-000	Rivet

NOTE: Complete Clutch Assembly 12-150198 is interchangeable on machines prior to Ser. No. 1583 with the addition of the following parts:

- (1) 12-150234 Link Assembly
- (1) 12-150013 Turret Stop Lever Assby
- (2) 11-007090-1 Flat Head Socket Cap
Screws
- (3) 11-198508-1 C'sunk Ext. Tooth Lock-
washer (For machines
prior to Ser. No. 260,
also order (1) Roller
Part No. 12-150226)



Clutch and Pulley Assembly for machines prior to Ser. No. 1583 (See NOTE)



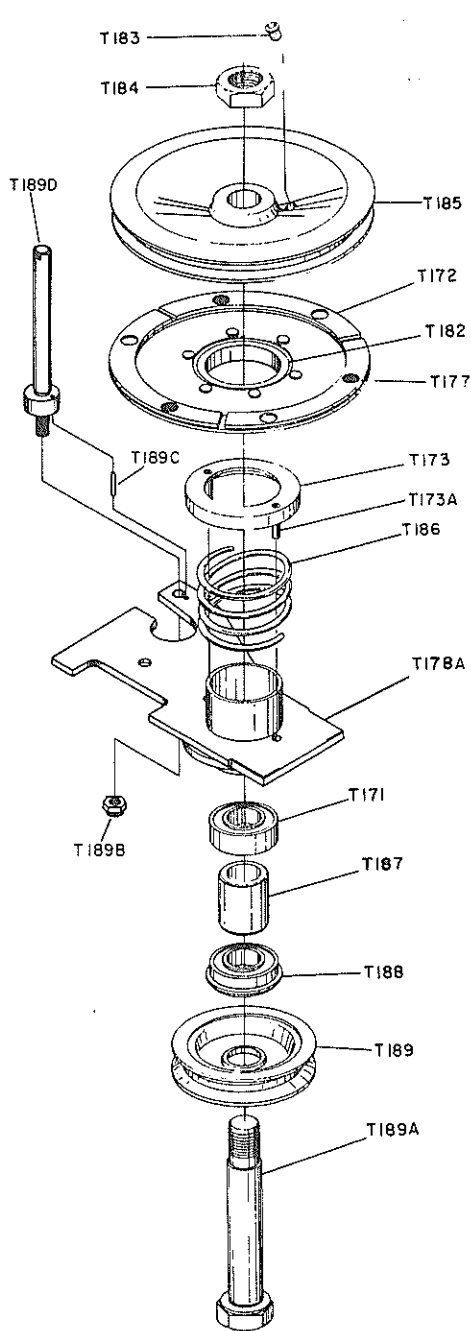
12-150198

Clutch and Pulley Assembly 12-150198 for machine Ser. No. 1583 to Ser. No. 12844 (See NOTE)

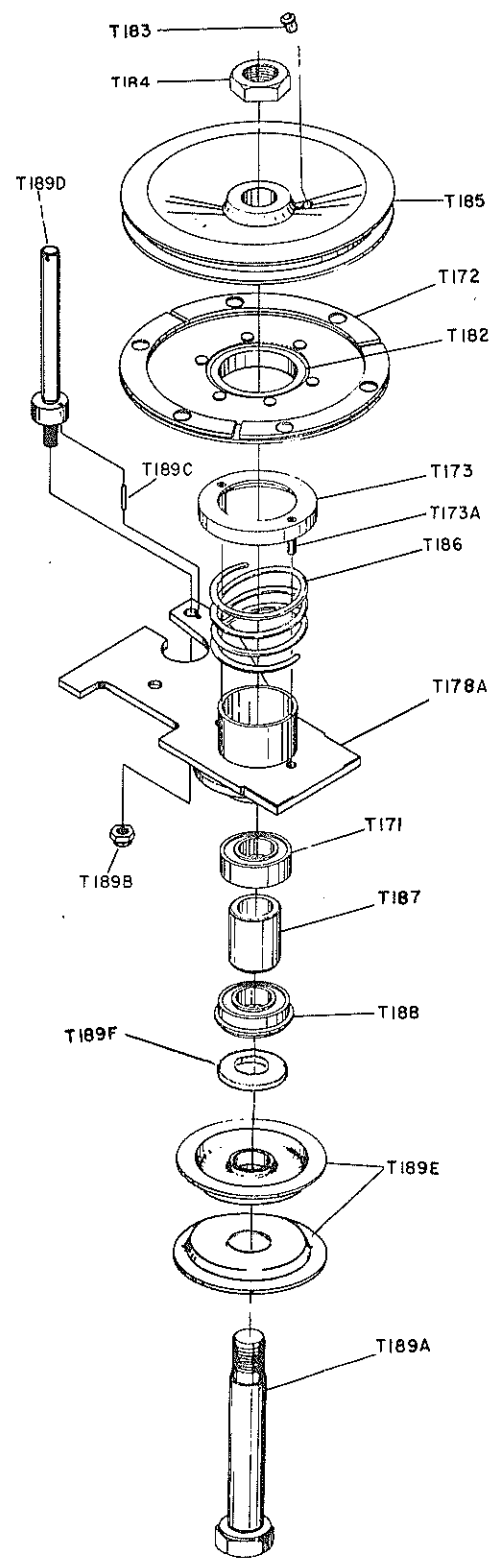
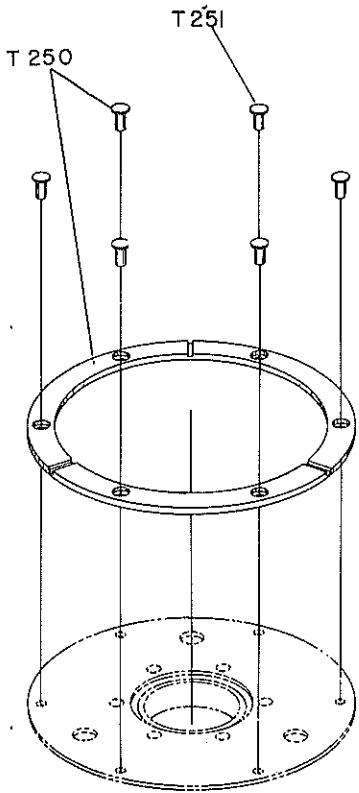
<u>INDEX NO.</u>	<u>PART NO.</u>	<u>DESCRIPTION</u>
T171	11-431006	Bearing
T172	12-150159	Friction Disc Assembly (Order 12-860617)
T173	12-150004	Spring Guide Assembly
T173A	11-345161	Roll Pin
T177	12-150239	Plug Clutch Face (3 Req'd.) (For Machines so Equipped)
T178A	12-150258	Sleeve and Plate Assembly
T182	12-150154	Bearing
T183	12-100162	Ball Valve
T184	11-125265	Jam Nut - L. H.
T185	12-150220	Pulley Turret Drive
T186	12-150222	Compression Spring
T187	12-150217	Spacer
T188	11-431010	Bearing
T189	12-150219	Pulley
T189A	12-150216	Shaft
T189B	11-170109	Flexlock Nut
T189C	11-345154	Roll Pin
T189D	12-150253	Post
T189E	12-150306	Disc (2)
T189F	12-150307	Spacer (1)
T250	12-862864-2	Clutch Face and Rivet Replacement Kit
T251	11-300001	Rivet

CLUTCH & PULLEY ASSEMBLY

our machine



Clutch and Pulley Assembly for machine Ser. No. 12844 to 61,194 order individual parts as req'd.

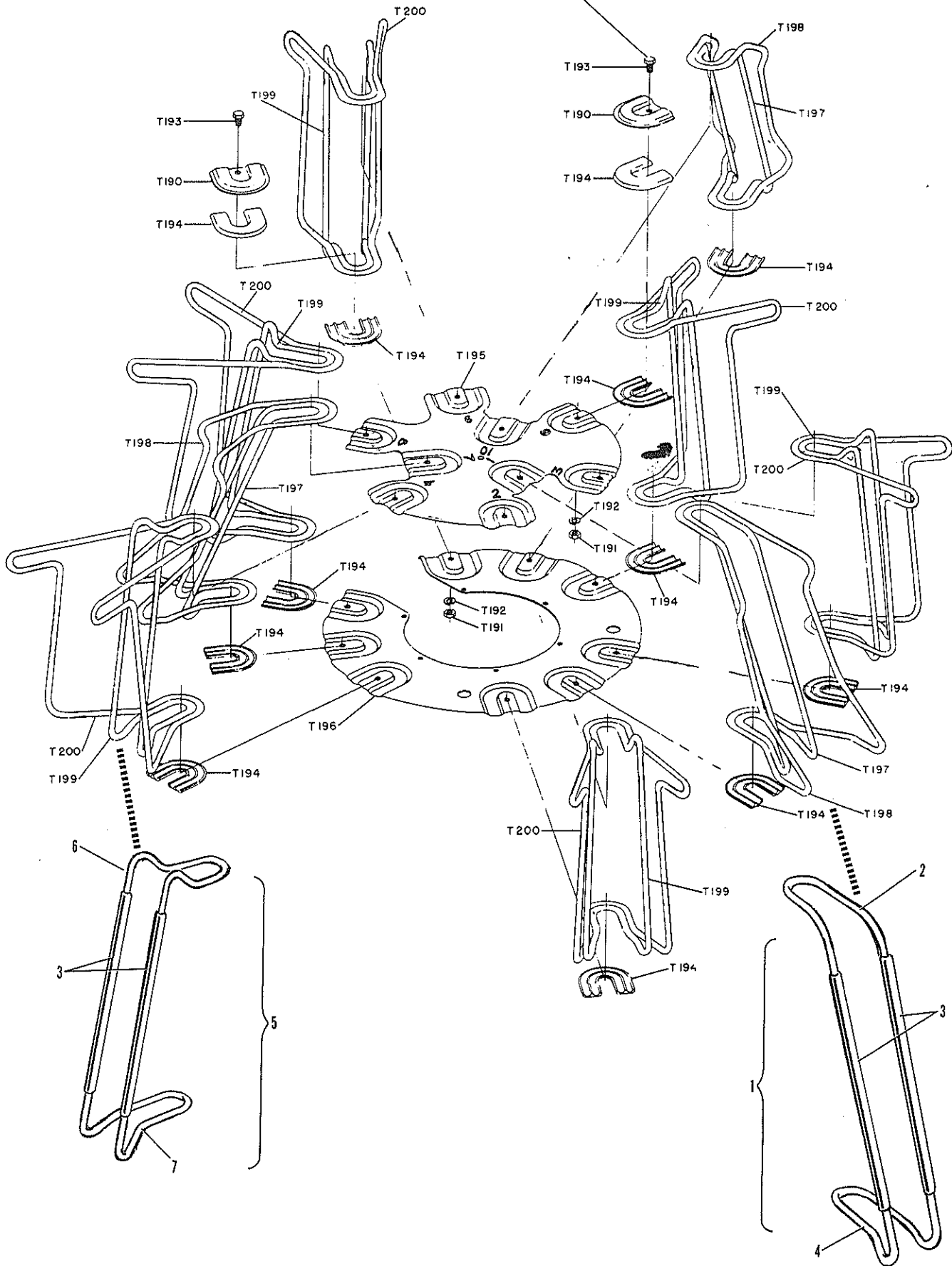


Clutch and Pulley Assembly for machines Ser. No. 61,194 up.

<u>INDEX NO.</u>	<u>PART NO.</u>	<u>DESCRIPTION</u>
T190	12-150181	Clamp
T191	11-125100	Hex Nut
T192	11-195014	Lockwasher
T193	11-001182	Hex Head Bolt
T194	12-150182	Cushion
T195	12-150107	Upper Clamp Plate
T196	12-150106	Lower Clamp Plate
T197	N.A.	Pin Guide (1, 7, 10) (See Note)
T198	12-150296	Pin Guide (1, 7, 10)
T199	N.A.	Pin Guide (2, 3, 4, 6, 8, 9) (See Note)
T200	12-150297	Pin Guide (2, 3, 4, 6, 8, 9)
1.	12-862113	Pin Guide Assembly (1, 7, 10)
2.	12-150310	Wire Form (Top)
3.	12-150309	Rod
4.	12-150311	Wire Form (Bottom)
5.	12-862116	Pin Guide Assembly (2, 3, 4, 6, 8, 9)
6.	12-150313	Wire Form (Top)
7.	12-150314	Wire Form (Bottom)

NOTE: Single piece wires for inside positions no longer available. See Indexes 1 and 2.

NOTE
TYPICAL - ALL PIN GUIDES
UPPER AND LOWER



TURRET PIN GUIDE ASSEMBLY

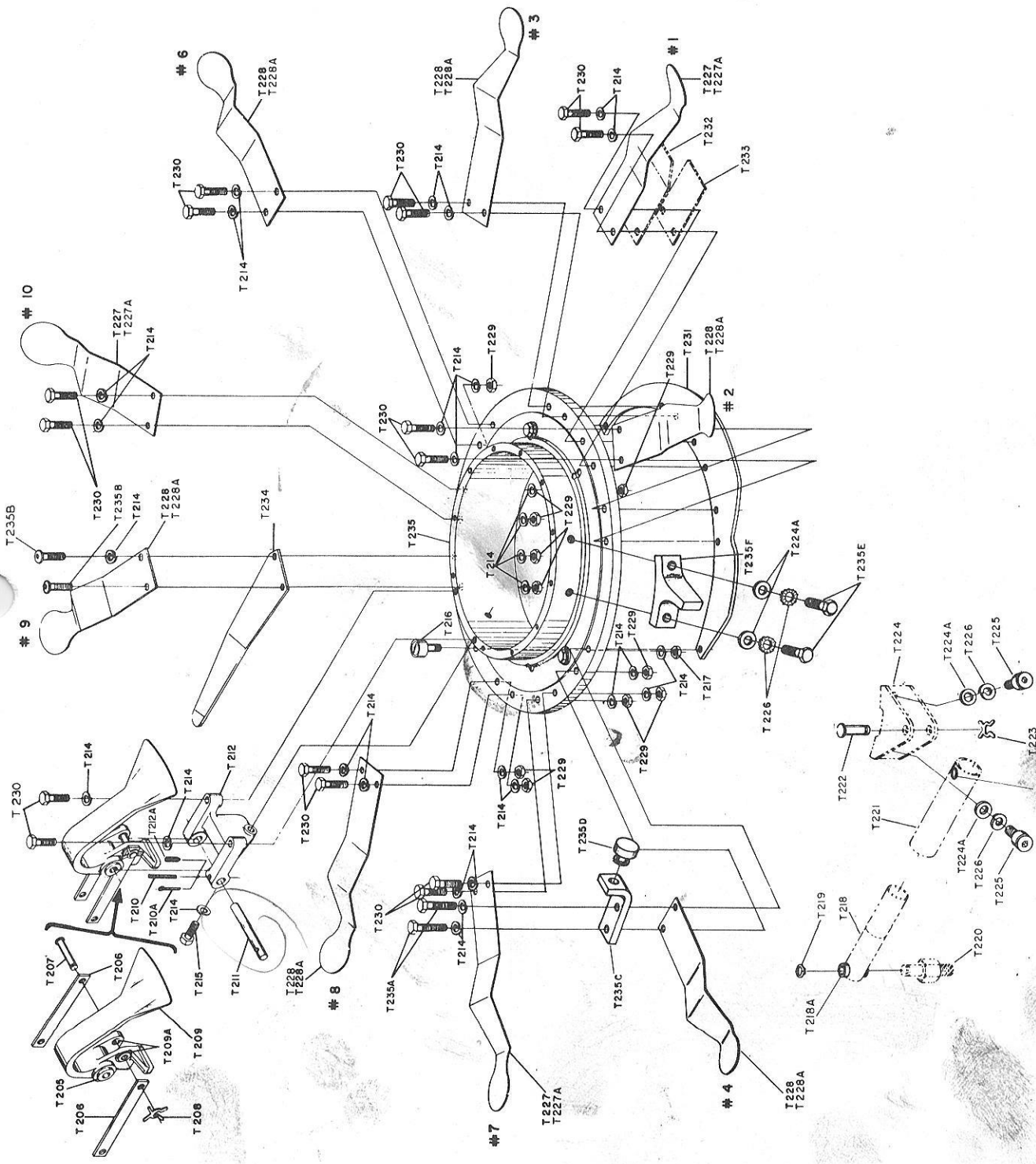
INDEX
NO.

PART NO.

DESCRIPTION

T205	11-421004	Bearing (2 Req'd.)
T206	12-150237	Interlock Link
T207	12-150158-15	"X" Washer Pin
T208	11-230001	"X" Washer
T209	12-150049	Pin Release Lever
T209A	11-421045	Bearing (2 Req'd.)
T210	11-345258	Roll Pin (For Machine Ser.No. 3039 to Ser.No. 13782)
T210A	11-335257	Cotter Pin (For Machines Prior to Ser.No. 3039)
T211	12-150299	Pin Release Shaft
T212	12-150269	Bracket
T212A	11-105160	Set Screw (For Machine Ser. No. 13782 Up)
T214	11-195014	Lockwasher
T215	11-002004	Hex Head Bolt
T216	11-480001	Cam Follower
T217	11-125101	Hex Nut
T218	Obsolete	Piston (See Note)
T218A	11-421036	Bearing
T219	11-530012	Retaining Ring
T220	Obsolete	Stud (See Note)
T221	Obsolete	Dashpot Cylinder Assembly
T221A	11-420049	Bearing
T222	12-150158-9	"X" Washer Pin
T223	11-230002	"X" Washer
T224	Obsolete	Dashpot Bracket (See Note)
T224A	11-190014	Washer
T225	11-005340	Socket Head Cap Screw
T226	11-198007	Ext. Tooth Lockwasher
T227	Obsolete	Spoon (Long)
T227A	12-150283	Turret Spoon (Long) 5/32" Thick
T228	Obsolete	Spoon (Short)
T228A	12-150284	Turret Spoon (Short) 5/32" Thick
T229	11-125100	Hex Nut
T230	11-002004	Hex Head Bolt
T231	12-150066	Turret Release Cam
T232	Obsolete	Turret Spoon
T233	Obsolete	Turret Spoon
T234	12-150079	Trip
T235	12-150221	Turret Ring & Bearing Assembly (See Page 136 for Breakdown)
T235A	12-150304-2	Hex Head Cap Screw
T235B	11-006185	Button Head Cap Screw
T235C	12-150266	Bracket
T235D	12-150265	Bumper
T235E	11-001343	Hex Head Bolt
T235F	12-150264	Stop

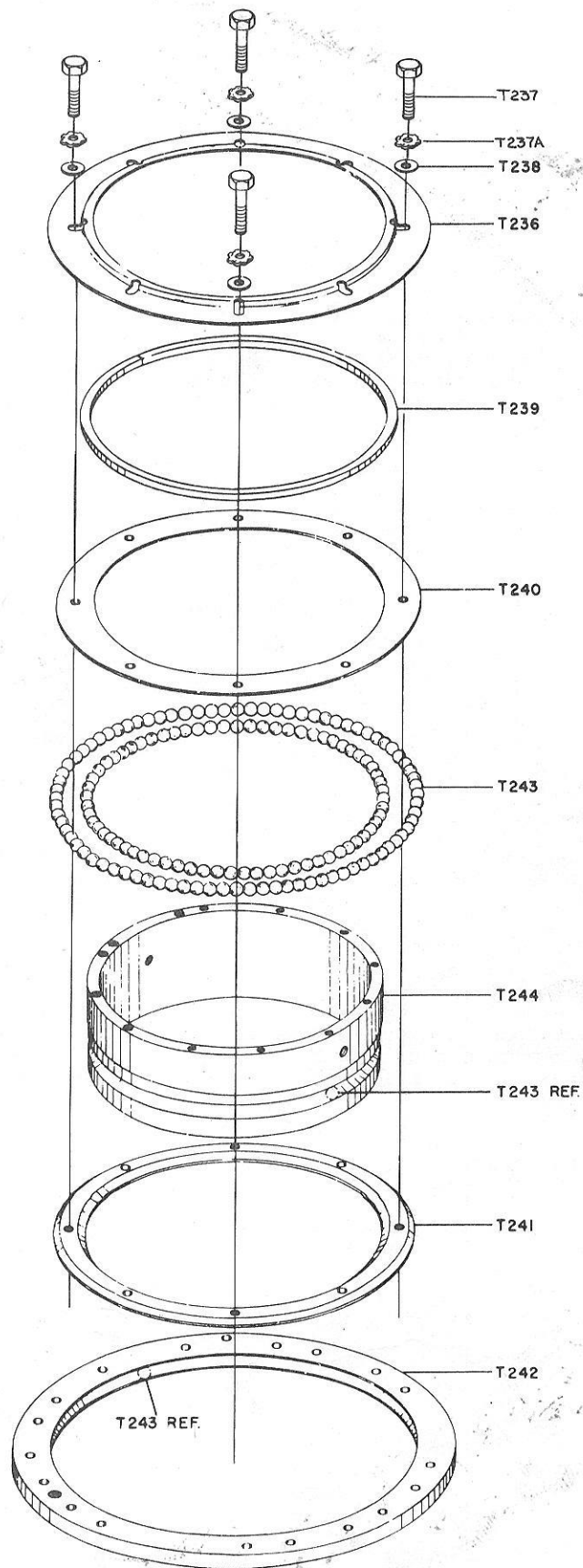
NOTE: When replacing Dashpot Assembly order 12-150264, 12-150265, 12-150266, (2) 12-150304-2 and (2) 11-001343



TURRET RING ASSEMBLY

<u>INDEX NO.</u>	<u>PART NO.</u>	<u>DESCRIPTION</u>
T236	12-150116-000	Seal Retainer
T237	11-002001-000	Hex Hd. Cap Screw (1/4-20 X 5/8")
T237A	11-198005-000	Lockwasher-Ext. Tooth (1/4)
T238	11-190010-000	Plain Washer
T239	12-150115-000	Seal
T240	12-860581-000	Bearing Ring (Upper) See Note
T241	12-860581-000	Bearing Ring (Lower) See Note
T242	12-150039-000	Spider Ring
T243	11-575093-000	Steel Ball (149 Req'd)
T244	12-150040-000	Turret Ring

NOTE: Both, Lower and Upper Bearing Rings (Index T240 and T241) are machined as a set to insure a true match fit. It is necessary to purchase both if you have a need for either of these items. Order 12-860581 which contains one set of rings.



TURRET RING & BEARING ASSEMBLY
 (12-150221)

INDEX

INDEX NO.	PART NO.	DESCRIPTION
E1	12-400034-002	Belt(Motor to Gear Box) 60 Cy. A Machines
	12-400329-000	Belt(Motor to Gear Box) 60 Cy. A Machines (Jet Back Equipped)
	10-635304-000	Belt(Motor to Gear Box) 60 Cy. A-2 Machines (New or Converted)
	10-635305-000	Belt(Motor to Gear Box) 50 Cy. A-2 Machines (Export)
	10-635319-000	Belt (Motor to Gear Box) 60 Cy. A-2 Machines (See Note III)
	10-635320-000	Belt(Motor to Gear Box) (27:1 Worm & Worm Gear) A-2
	10-635321-000	Belt(Motor to Gear Box) 27:1 Worm & Worm Gear) A, JB
E1A	12-450037-000	Belt(Cross Conveyor) A and A-2 Machines
E2	12-400034-003	Belt(Motor to Elevator) 60 Cy. A Machines & Jet Back Equipped
	10-635303-000	Belt(Motor to Elevator) 60 Cy. A-2 Machines (New or Converted)
	10-635306-000	Belt(Motor to Elevator) 50 Cy. A-2 Machines (Export)
E2A	12-300082-003	Belt-Pit Conveyor
E3	12-400223-000	Belt-Turret Drive(Long)
	12-400314-000	Belt-Turret Drive(Long) (For Machines having Bevel Gear Drive Shown on Page 143)
E3A	12-150113-000	Belt-Turret Drive(Short)
E4	12-400034-007	Belt-Cross Conveyor Drive (For Machines Equipped with Round Belt Idler Pulleys)
	10-635309-000	Belt-Cross Conveyor Drive (For Machines Equipped with V-Belt Idler Pulleys)
E5	12-400279-000	Belt-Ball Wheel(Spliced) (See Note I)
	12-400227-000	Belt-Ball Wheel(Endless)
E5A	12-400279-003	"V" Belt Fastener (See Note I)(See Note II)
E6	12-400034-005	Belt-Pin Wheel
E7	12-400034-004	Belt-Jack Shaft Cross Drive
E8	10-635315-000	"V" Belt(Motor to Eleva- tor) (See Note III)

NOTE I: These tools are available to aid in assembling belt fasteners:

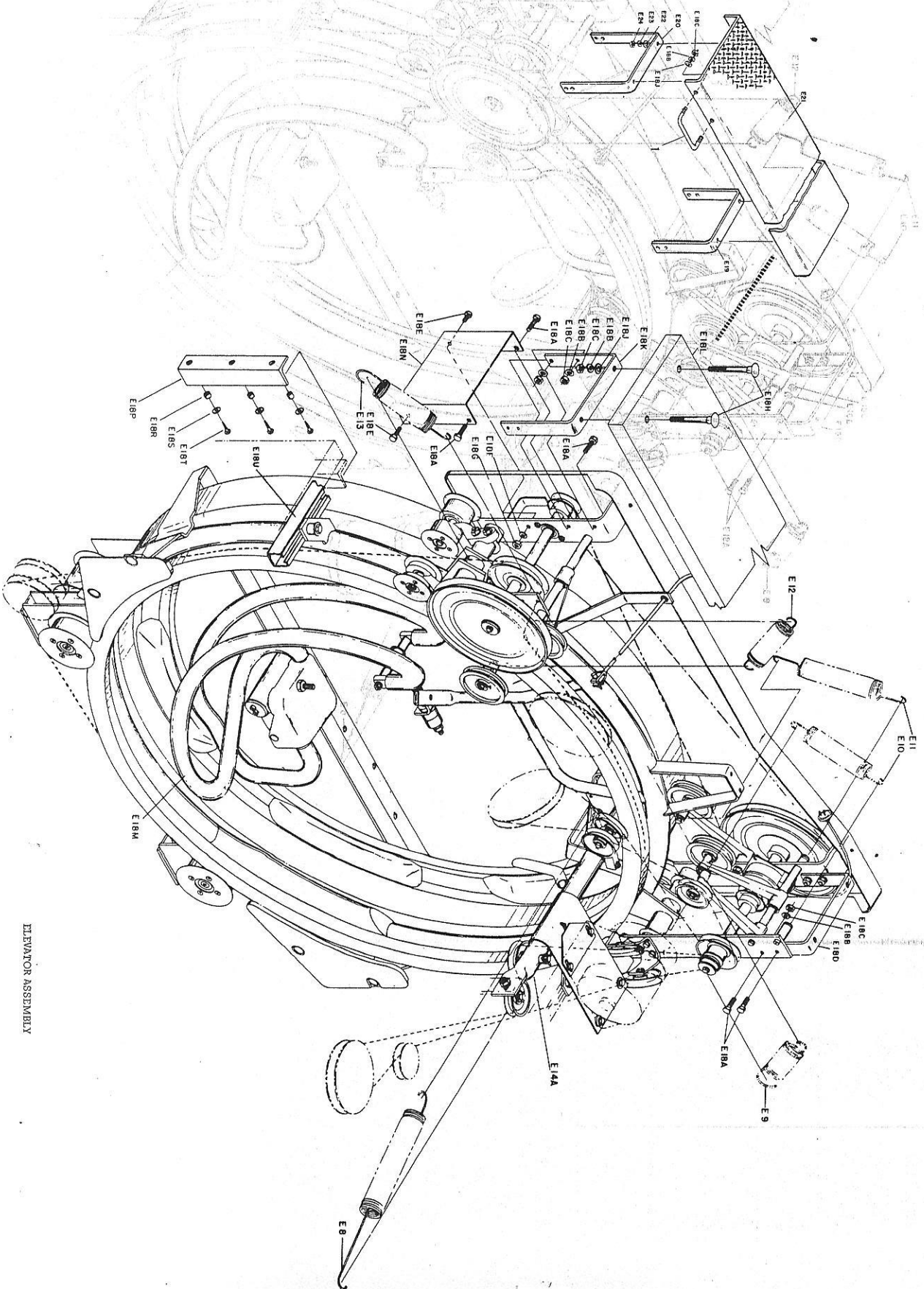
12-800502	Double "V" Belt Holder
12-800503	Rocker Pin Tool (Used on Single or Double "V")
12-800504	Single "V" Belt Holder
12-400180	Single "V" Belt Fastener (Box of 10)

NOTE II: By ordering 1 each 12-400279-3 you will receive a package of 10 pieces. Order 1 for every ten you desire.

NOTE III: To be used on A-2 Machines with 12-502410 Pulley, without Scotch Yoke, and with Elevator Belt Tension Device (12-862162).

<u>INDEX NO.</u>	<u>PART NO.</u>	<u>DESCRIPTION</u>
1	12-402076	Handle
E8	Obsolete	Tension Spring (See Note I)
E8A	12-400806-2	Spring
E8B	12-400806-3	Spring Hook
E9	Obsolete	Tension Spring (See E25A, Page 142)
E10	Obsolete	Tension Spring (See E25A, Page 142)
E11	12-400040	Tension Spring
E12	12-400194	Tension Spring
E13	12-400042	Tension Spring
E14A		Motor Mount & Shaft Assembly (See Page 147)
E18A	11-001344	Hex Head Bolt
E18B	11-195016	Lockwasher
E18C	11-125104	Hex Nut
E18D	12-400206	Bracket
E18E	11-001182	Hex Head Bolt
E18F	11-195014	Lockwasher
E18G	11-125100	Hex Nut
E18H	12-400210	Step Bolt
E18J	11-190014	Washer
E18K	12-400207	Bracket
E18L	12-400205	Board
E18M		Ball Lift Rod Assembly (See Page 148 for Breakdown)
E18N	12-400216	Guard
E18P	12-400249	Guard
E18R	12-400018-18	Spacer
E18S	11-190006	Washer
E18T	11-042095	Round Head Wood Screw
E18U	12-350131	Channel
E19	12-402072	Bracket R. H. (For use with steel Catwalk)
E20	12-402073	Bracket L. H. (For use with steel Catwalk)
E21	12-402075	Catwalk (Steel)
E22	11-190012	Washer
E23	11-195015	Lockwasher
E24	11-125009	Hex Nut

NOTE I: When replacing E8, order one each 12-400806-2 Spring, & one each 12-400806-3 Spring Hook.



AUG 81

HELIUMATOR ASSEMBLY

INDEX NO.	PART NO.	DESCRIPTION	INDEX NO.	PART NO.	DESCRIPTION	INDEX NO.	PART NO.	DESCRIPTION	INDEX NO.	PART NO.	DESCRIPTION
E19	12-400018-002	Spacer	E67	12-400138-002	Key #3	E96	11-001436-000	Cap Screw-H. Hd.	E143	12-400025-008	Sheave (4.25" O.D.)
E20	12-400018-006	Spacer	E68	12-400138-003	Key #4	E97	11-001436-001	Washer (7/16-14 X 3") For Machine Equipped with Serial #27001. Also, order 11-195016 Nut, 11-195016 Lockwasher and 11-190014 Washer (2).	E144	12-400025-007	Sheave (4.25" O.D.)
E21	12-400018-007	Spacer	E69	12-400138-004	Key #5	E98	11-001436-002	Washer (7/16-14 X 3") For Machine Equipped with Serial #27001. Also, order 11-195016 Nut, 11-195016 Lockwasher and 11-190014 Washer (2).	E145	12-400025-006	Sheave (4.25" O.D.)
E22	12-400018-008	Spacer	E70	12-400138-006	Key #7	E99	11-001436-004	Washer (7/16-14 X 3") For Machine Equipped with Serial #27001. Also, order 11-195016 Nut, 11-195016 Lockwasher and 11-190014 Washer (2).	E146	12-400025-005	Sheave (4.25" O.D.)
E23	12-400018-009	Collar	E71	12-400138-007	Washer	E100	11-001436-005	Washer (7/16-14 X 3") For Machine Equipped with Serial #27001. Also, order 11-195016 Nut, 11-195016 Lockwasher and 11-190014 Washer (2).	E147	11-001346-000	Shield Assembly
E24	12-400018-016	Spacer	E72	12-400138-005	Washer	E101	11-001436-006	Washer (7/16-14 X 3") For Machine Equipped with Serial #27001. Also, order 11-195016 Nut, 11-195016 Lockwasher and 11-190014 Washer (2).	E148	11-190014-000	Cap Screw-H. Hd.
E25	12-400018-017	Spacer	E73	12-400138-008	Washer	E102	11-180006-000	Washer & 12-400018-23	E149	11-190014-000	Cap Screw-H. Hd.
E25A	12-400252-000	For Use with Oscillating Pit Conveyor	E74	11-05201-000	Cap Screw-H. Hd.	E103	11-000504-000	Cap Screw-H. Hd.	E150	11-000504-000	Cap Screw-H. Hd.
E26	11-105200-000	Torsion Spring (Serial #5251) for Set Screw-Headless (5/16-18 X 1/4")	E75	11-125104-000	Hex Nut (5/16-18) for Machines prior to Serial #27001.	E104	11-190014-000	Washer (3/8")	E151	11-190018-000	Plain Washer
E27	12-400810-000	Ball Wheel Drive Shaft	E76	11-125104-001	Hex Nut (5/16-18) for Machines prior to Serial #27001.	E105	11-190014-000	Washer (3/8")	E152	11-190018-000	Cap Screw-H. Hd.
E28	12-400025-000	Arm & Bearing Assembly	E77	11-125104-002	Hex Nut (5/16-18) for Machines prior to Serial #27001.	E106	11-190014-000	Washer (3/8")	E153	11-190018-000	Cap Screw-H. Hd.
E29	12-400030-000	Bearing Bushing	E78	11-125104-003	Hex Nut (5/16-18) for Machines prior to Serial #27001.	E107	11-190014-000	Washer (3/8")	E154	11-125202-000	Hex Jam Nut-R.H.
E30	12-400030-000	Bearing Bushing	E79	11-125104-004	Hex Nut (5/16-18) for Machines prior to Serial #27001.	E108	11-190014-000	Washer (3/8")	E155	10-050005-000	Eye Bolt (7-3/16")
E31	12-400030-000	Bearing Bushing	E80	11-125104-005	Hex Nut (5/16-18) for Machines prior to Serial #27001.	E109	11-190014-000	Washer (3/8")	E156	12-400018-024	Sheave (7-3/16")
E32	12-400030-000	Bearing Bushing	E81	11-125104-006	Hex Nut (5/16-18) for Machines prior to Serial #27001.	E110	11-190014-000	Washer (3/8")	E157	12-400245-000	Sheave
E33	12-400030-000	Bearing Bushing	E82	11-125104-007	Hex Nut (5/16-18) for Machines prior to Serial #27001.	E111	11-190014-000	Washer (3/8")	E158	12-400245-000	Sheave
E34	12-400030-000	Bearing Bushing	E83	11-125104-008	Hex Nut (5/16-18) for Machines prior to Serial #27001.	E112	11-190014-000	Washer (3/8")	E159	12-400245-000	Sheave
E35	12-400030-000	Bearing Bushing	E84	11-125104-009	Hex Nut (5/16-18) for Machines prior to Serial #27001.	E113	11-190014-000	Washer (3/8")	E160	12-400245-000	Sheave
E36	12-400030-000	Bearing Bushing	E85	11-125104-010	Hex Nut (5/16-18) for Machines prior to Serial #27001.	E114	11-190014-000	Washer (3/8")	E161	12-400245-000	Sheave
E37	12-400031-005	Springs Post (For Machines so Equipped)	E86	11-125104-011	Hex Nut (5/16-18) for Machines prior to Serial #27001.	E115	11-190014-000	Washer (3/8")	E162	12-400245-000	Sheave
E38	12-400033-000	Bearing Retainer	E87	11-125104-012	Hex Nut (5/16-18) for Machines prior to Serial #27001.	E116	11-190014-000	Washer (3/8")	E163	12-400245-000	Sheave
E39	12-400033-004	Sheave (12.25" O.D.)	E88	11-125104-013	Hex Nut (5/16-18) for Machines prior to Serial #27001.	E117	11-190014-000	Washer (3/8")	E164	12-400245-000	Sheave
E40	12-400033-003	Sheave (5.55" O.D.)	E89	11-125104-014	Hex Nut (5/16-18) for Machines prior to Serial #27001.	E118	11-190014-000	Washer (3/8")	E165	12-400245-000	Sheave
E41	12-400033-006	Sheave (3.05" O.D.)	E90	11-002247-000	Cap Screw-H. Hd.	E119	12-400523-000	Washer	E166	12-400245-000	Sheave
E42	12-400033-008	Sheave (4.25" O.D.)	E91	11-106559-000	Stripper Bolt (For Machines so Equipped)	E120	12-400523-000	Washer	E167	12-400245-000	Sheave
E43	12-400033-009	Sheave (2.25" O.D.)	E92	11-001357-000	Cap Screw-H. Hd.	E121	12-400523-000	Washer	E168	12-400245-000	Sheave
E44	12-400036-000	Guard Assembly	E93	11-001359-000	Cap Screw-H. Hd.	E122	12-400523-000	Washer	E169	12-400245-000	Sheave
E45	12-400046-000	Guard Assembly	E94	11-106563-000	Cap Screw-H. Hd.	E123	12-400523-000	Washer	E170	12-400245-000	Sheave
E46	12-4000136-000	Rubber Plug (2 Reg'd)	E95	11-001355-000	Cap Screw-H. Hd.	E124	11-140007-000	Bearing	E171	12-400245-000	Sheave
E47	12-4000810-000	Pin Wheel Drive Shaft	E96	11-001355-000	Cap Screw-H. Hd.	E125	11-140007-000	Bearing	E172	12-400245-000	Sheave
E48	12-400068-000	Bumper	E97	11-001355-000	Cap Screw-H. Hd.	E126	12-400320-000	Turner Drive Shaft	E173	12-400245-000	Sheave
E49	12-4000219-000	Idler Pulley (Flat Belt)	E98	11-001355-000	Cap Screw-H. Hd.	E127	12-400320-000	Turner Drive Shaft	E174	12-400245-000	Sheave
E50	12-4000221-000	Idler Pulley (V-Belt)	E99	11-001355-000	Cap Screw-H. Hd.	E128	12-400320-000	Turner Drive Shaft	E175	12-400245-000	Sheave
E51	12-400837-000	Wheel Guard Assy.-L.H.	E100	11-001355-000	Cap Screw-H. Hd.	E129	12-400320-000	Turner Drive Shaft	E176	12-400245-000	Sheave
E52	90-400837-000	Wheel Guard Assy.-L.H. - Urethane. See Note 3	E101	11-001355-000	Cap Screw-H. Hd.	E130	11-195015-000	Washer (2) and 11-195016 Lockwasher	E177	12-400245-000	Sheave
E53	12-402413-000	Pin Deflector	E102	11-001355-000	Cap Screw-H. Hd.	E131	11-001262-000	Cap Screw-H. Hd.	E178	12-400245-000	Sheave
E54	11-007186-000	Cap Screw-H. Hd.	E103	11-001355-000	Cap Screw-H. Hd.	E132	12-400033-000	Sheave (3.80" O.D.)	E179	12-400245-000	Sheave
E55	11-190010-000	Washer (1/4")	E104	11-001355-000	Cap Screw-H. Hd.	E133	12-400033-012	Sheave (3.80" O.D.)	E180	12-400245-000	Sheave
E56	11-170007-000	Washer (1/4")	E105	11-001355-000	Cap Screw-H. Hd.	E134	12-400033-007	Key	E181	12-400245-000	Sheave
E57	11-001180-000	Cap Screw-H. Hd.	E106	11-001355-000	Cap Screw-H. Hd.	E135	12-400033-008	Key	E182	12-400245-000	Sheave
E58	11-195014-000	Lockwasher (1/4")	E107	11-001355-000	Cap Screw-H. Hd.	E136	12-100170-012	Stripper Bolt (For Machines prior to Serial #2521)	E183	12-400245-000	Sheave
E59	90-400838-000	Wheel Guard Assy.-R.H. - Urethane. See Note 3	E108	11-001355-000	Cap Screw-H. Hd.	E137	11-001222-000	Cap Screw-H. Hd.	E184	12-400245-000	Sheave
E60	12-4002163-000	Magnetic Clutch	E109	11-001355-000	Cap Screw-H. Hd.	E138	11-001244-000	Cap Screw-H. Hd.	E185	12-400245-000	Sheave
E61	11-430045-000	Plain Hearing-Bronze	E110	11-001355-000	Cap Screw-H. Hd.	E139	11-195016-000	Cap Screw-H. Hd.	E186	12-400245-000	Sheave
E62	12-4000126-000	Pin Wheel Drive Pulley (For All "A" Machines)	E111	11-001355-000	Cap Screw-H. Hd.	E140	12-400033-000	Cap Screw-H. Hd.	E187	12-400245-000	Sheave
E63	12-4000126-000	Pin Wheel Drive Pulley (For All "A" Machines)	E112	11-001355-000	Cap Screw-H. Hd.	E141	12-400033-000	Cap Screw-H. Hd.	E188	12-400245-000	Sheave
E64	12-400221-000	Pin Wheel Drive Pulley (For All "A" Machines)	E113	11-001355-000	Cap Screw-H. Hd.	E142	12-400033-000	Cap Screw-H. Hd.	E189	12-400245-000	Sheave
E65	11-420045-000	Plain Hearing-Bronze	E114	11-001355-000	Cap Screw-H. Hd.	E143	12-400033-000	Cap Screw-H. Hd.	E190	12-400245-000	Sheave
E66	12-400209-000	Idler Pulley (For Machines Equipped with Round Cross Conveyor Drive Belt)	E115	11-001355-000	Cap Screw-H. Hd.	E144	12-400033-000	Cap Screw-H. Hd.	E191	12-400245-000	Sheave
E67	12-400221-000	Idler Pulley (For Machines Equipped with Round Cross Conveyor Drive Belt)	E116	11-001355-000	Cap Screw-H. Hd.	E145	12-400033-000	Cap Screw-H. Hd.	E192	12-400245-000	Sheave
E68	12-400221-000	Idler Pulley (For Machines Equipped with V-Cross Conveyor Drive Belt)	E117	11-001355-000	Cap Screw-H. Hd.	E146	12-400033-000	Cap Screw-H. Hd.	E193	12-400245-000	Sheave
E69	12-400221-000	Idler Pulley (For Machines Equipped with V-Cross Conveyor Drive Belt)	E118	11-001355-000	Cap Screw-H. Hd.	E147	12-400033-000	Cap Screw-H. Hd.	E194	12-400245-000	Sheave
E70	12-400221-000	Idler Pulley (For Machines Equipped with V-Cross Conveyor Drive Belt)	E119	11-001355-000	Cap Screw-H. Hd.	E148	12-400033-000	Cap Screw-H. Hd.	E195	12-400245-000	Sheave
E71	12-400221-000	Idler Pulley (For Machines Equipped with V-Cross Conveyor Drive Belt)	E120	11-001355-000	Cap Screw-H. Hd.	E149	12-400033-000	Cap Screw-H. Hd.	E196	12-400245-000	Sheave
E72	12-400221-000	Idler Pulley (For Machines Equipped with V-Cross Conveyor Drive Belt)	E121	11-001355-000	Cap Screw-H. Hd.	E150	12-400033-000	Cap Screw-H. Hd.	E197	12-400245-000	Sheave
E73	12-400221-000	Idler Pulley (For Machines Equipped with V-Cross Conveyor Drive Belt)	E122	11-001355-000	Cap Screw-H. Hd.	E151	12-400033-000	Cap Screw-H. Hd.	E198	12-400245-000	Sheave
E74	12-400221-000	Idler Pulley (For Machines Equipped with V-Cross Conveyor Drive Belt)	E123	11-001355-000	Cap Screw-H. Hd.	E152	12-400033-000	Cap Screw-H. Hd.	E199	12-400245-000	Sheave
E75	12-400221-000	Idler Pulley (For Machines Equipped with V-Cross Conveyor Drive Belt)	E124	11-001355-000	Cap Screw-H. Hd.	E153	12-400033-000	Cap Screw-H. Hd.	E200	12-400245-000	Sheave
E76	12-400221-000	Idler Pulley (For Machines Equipped with V-Cross Conveyor Drive Belt)	E125	11-001355-000	Cap Screw-H. Hd.	E154	12-400033-000	Cap Screw-H. Hd.	E201	12-400245-000	Sheave
E77	12-400221-000	Idler Pulley (For Machines Equipped with V-Cross Conveyor Drive Belt)	E126	11-001355-000	Cap Screw-H. Hd.	E155	12-400033-000	Cap Screw-H. Hd.	E202	12-400245-000	Sheave
E78	12-400221-000	Idler Pulley (For Machines Equipped with V-Cross Conveyor Drive Belt)	E127	11-001355-000	Cap Screw-H. Hd.	E156	12-400033-000	Cap Screw-H. Hd.	E203	12-400245-000	Sheave
E79	12-400221-000	Idler Pulley (For Machines Equipped with V-Cross Conveyor Drive Belt)	E128	11-001355-000	Cap Screw-H. Hd.	E157	12-400033-000	Cap Screw-H. Hd.	E204	12-400245-000	Sheave
E80	12-400221-000	Idler Pulley (For Machines Equipped with V-Cross Conveyor Drive Belt)	E129	11-001355-000	Cap Screw-H. Hd.	E158	12-400033-000	Cap Screw-H. Hd.	E205	12-400245-000	Sheave
E81	12-400221-000	Idler Pulley (For Machines Equipped with V-Cross Conveyor Drive Belt)	E130	11-001355-000	Cap Screw-H. Hd.	E159	12-400033-000	Cap Screw-H. Hd.	E206	12-400245-000	Sheave
E82	12-400221-000	Idler Pulley (For Machines Equipped with V-Cross Conveyor Drive Belt)	E131	11-001355-000	Cap Screw-H. Hd.	E160	12-400033-000	Cap Screw-H. Hd.	E207	12-400245-000	Sheave
E83	12-400221-000	Idler Pulley (For Machines Equipped with V-Cross Conveyor Drive Belt)	E132	11-001355-000	Cap Screw-H. Hd.	E161	12-400033-000	Cap Screw-H. Hd.	E208	12-400245-000	Sheave
E84	12-400221-000	Idler Pulley (For Machines Equipped with V-Cross Conveyor Drive Belt)	E133	11-001355-000	Cap Screw-H. Hd.	E162	12-400033-000	Cap Screw-H. Hd.	E209	12-400245-000	Sheave
E85	12-400221-000	Idler Pulley (For Machines Equipped with V-Cross Conveyor Drive Belt)	E134	11-001355-000	Cap Screw-H. Hd.	E163	12-400033-000	Cap Screw-H. Hd.	E210	12-400245-000	Sheave
E86	12-400221-000	Idler Pulley (For Machines Equipped with V-Cross Conveyor Drive Belt)	E135	11-001355-000	Cap Screw-H. Hd.	E164	12-400033-000	Cap Screw-H. Hd.	E211	12-400245-000	Sheave
E87	12-400221-000	Idler Pulley (For Machines Equipped with V-Cross Conveyor Drive Belt)	E136	11-001355-000	Cap Screw-H. Hd.	E165	12-400033-000	Cap Screw-H. Hd.	E212	12-400245-000	Sheave
E88	12-400221-000	Idler Pulley (For Machines Equipped with V-Cross Conveyor Drive Belt)	E137	11-001355-000	Cap Screw-H. Hd.	E166	12-400033-000	Cap Screw-H. Hd.	E213	12-400245-000	Sheave

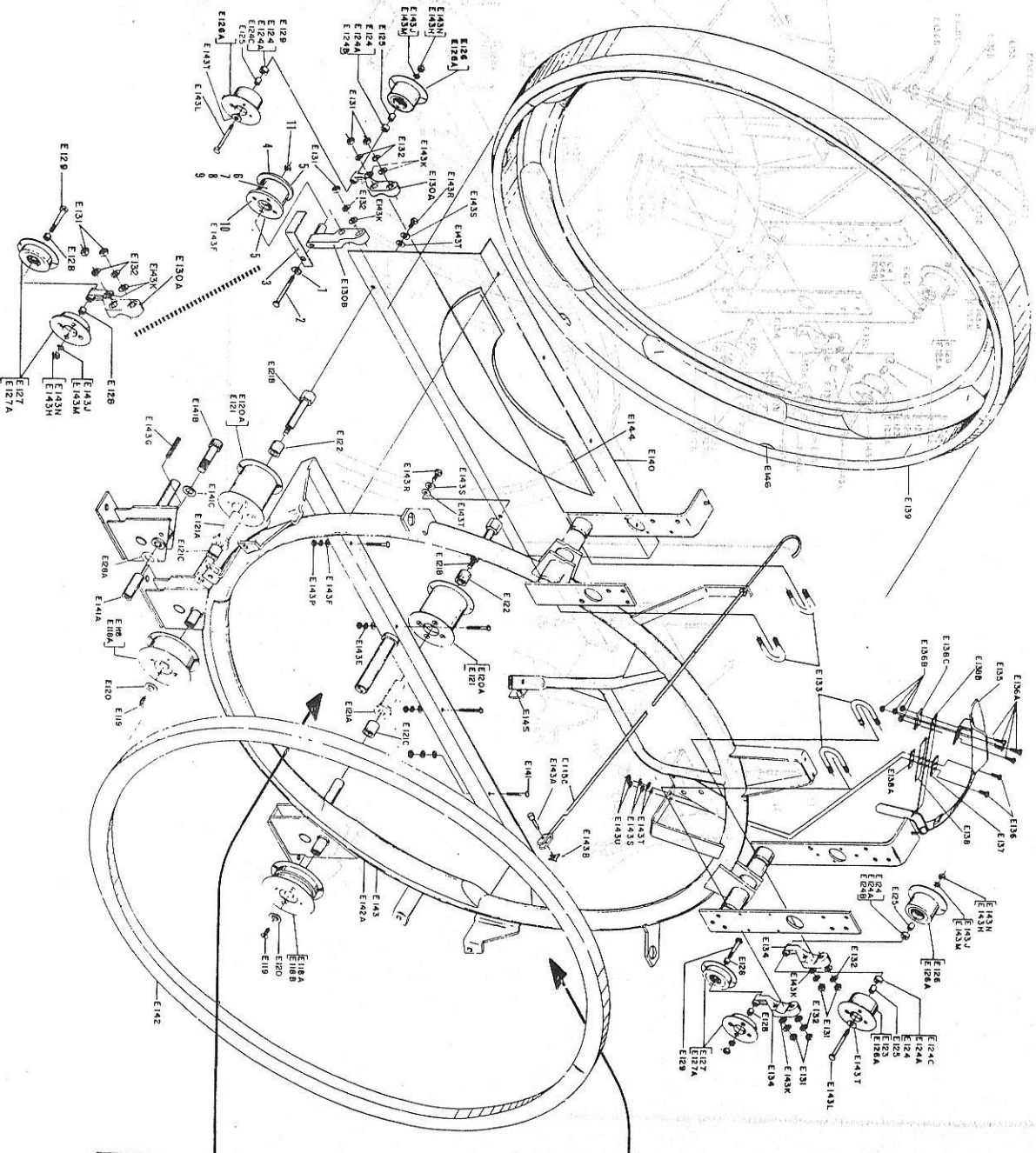
INDEX NO.	PART NO.	DESCRIPTION	INDEX NO.	PART NO.	DESCRIPTION	INDEX NO.	PART NO.	DESCRIPTION	QTY PER KIT
E118	12-40018-018	Ball Wheel Roll Assy - LH (See Pages 150 thru 158) (For Breakdown) #90018-018	E129	11-00154-000	Hex Head Bolt (For Machines prior to Serial #27001, also order #11-125104-1 Hex Nut, #11-195016-1 Lockwasher & #11-190014-1 Washer) (2 Req'd)	E143	11-001342-000	Hex Head Bolt	1
E118A	Obsolete	Ball Wheel Roll Assy - LH & R (See Pages 150 thru 158) (For Spare Parts) (See Page 155)	E130A	12-400098-000	Guide Roll Arm (See Note 2)	E143B	11-195016-000	Lockwasher	1
E118B	12-40018-018	Ball Wheel Roll Assy - LH (See Pages 150 thru 158) (For Breakdown) #90018-018	E130B	11-125110-000	Arm	E143C	11-195014-000	Washer	1
E119	11-007344-000	Flat Head Socket Screw (See Pages 150 thru 158)	E131	11-195017-000	Lockwasher	E143D	11-125104-1	Hex Nut	1
E120	12-400191-000	Pin Wheel Roll Assy (See Pages 150 thru 158)	E132	12-400285-000	"U" Bolt	E144	12-400807-000	Pad Nut	1
E121	Obsolete	Pin Wheel Roll Assy (See Pages 150 thru 158)	E133	12-400097-000	Guide Roll Arm (See Note 2)	E145	12-400151-000	Bracket	1
E121A	Obsolete	Steel Flanged (See Page 150 thru 155 for Spare Parts)	E134	12-400055-000	Pin Elevator Wheel Assy. (See Page 154 for Breakdown)	E146	12-400106-000	Button	1
E121B	12-400284-000	Bolt (When ordering for Machines Serial #601 to 21869, also order 12-400018-22 Spacer. Scrap #1218 Sleeves)	E135	12-400055-000	Wiper Spring Assembly (Special)				
E121C	12-400018-022	Spacer (For Machines Serial #21869 Up)	E136	11-170007-000	Hex Head Bolt (For Flexlock For Machines so equipped)				
E122	12-400018-011	Spacer (For Machines prior to Ser. #601)	E137	12-400059-000	Plate				
E124	12-400018-003	Spacer (For Machines Equipped with Steel Flanged Guide Roll, prior to Serial #275)	E138	12-400225-000	Spring Leaf				
E124A	12-400018-015	Spacer (For Machines Equipped with Steel Flanged Guide Roll, Serial #275 Up)	E138A	12-400055-002	Pin Spring				
E124B	12-400018-019	Spacer (For all machines equipped with nylon flanged guide rolls)	E138C	12-400055-005	Pin Elevator Wheel Assy. (See Page 154 for Breakdown)				
E124C	12-400018-021	Spacer (For all machines equipped with nylon flanged guide rolls)	E140	12-400805-000	Rear Plate & Pad Assy.				
E125	12-400018-004	Pin Wheel Guide Roll Assy (See Pages 150 thru 155 for Spare Parts)	E141	11-001195-000	Hex Hd. Bolt				
E126		Pin Wheel Guide Roll Assy (See Pages 150 thru 155 for Spare Parts)	E141A	12-400256-000	Shaft (For machines Serial #14097 Up)				
E126A		Pin Wheel Guide Roll Assy. (See Pages 150 thru 155 for Breakdown)	E141B	11-004714-000	Cap Screw-Soc. Hd. (For machines Serial #14097 Up)				
E127		Ball Wheel Guide Roll Assy. Steel Flanged (See Pages 150 thru 155 for Spare Parts)	E141C	11-196024-000	Hi-Collar Lockwasher (For machines Serial #14097 Up)				
E127A		Ball Wheel Guide Roll Assy. See Pages 150 thru 155 for Breakdown (See Note 1)	E142	12-860662-000	Rear Frame Assembly (For machines prior to Serial #90000)				
E128	12-400018-005	Spacer (For Machines Serial #11718 Up)	E143	12-400017-010	Rear Frame Assembly (For machines Serial #90000 Up)				
E128A	12-400139-006	Washer (For Machines Serial #11718 Up)	E143A	12-100318-003	Pin				
			E143B	11-230000-000	X" Washer				
			E143C	12-190219-000	Tri-P Rod Assembly				
			E143D	11-190010-000	Lockwasher				
			E143E	11-190016-000	Washer				
			E143F	11-345520-000	Roller Pin (Machines prior to Serial #27001)				
			E143G	11-125102-000	Hex Nut				
			E143H	11-195015-000	Hex Nut (For machines prior to Serial #27001)				
			E143I	11-190016-000	Washer				
			E143J	11-001360-000	Hex Head Bolt (For machines prior to Serial #27001)				
			E143K	11-195016-000	Lockwasher (For machines prior to Serial #27001)				
			E143L	11-125104-000	Hex Nut (For machines prior to Serial #27001)				
			E143M	11-195016-000	Lockwasher (For machines prior to Serial #27001)				
			E143N	11-125104-000	Hex Nut (For machines prior to Serial #27001)				
			E143P	11-125100-000	Hex Nut				

NOTE 1: To replace 2 single rollers on left hand side of machine, order Kit #12-862823.

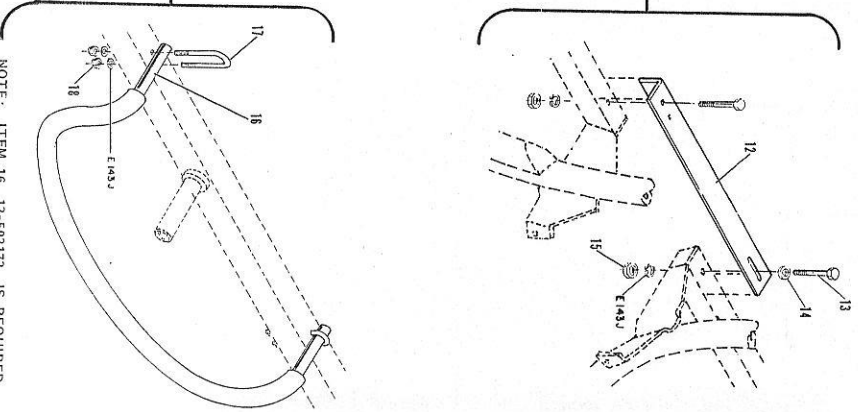
NOTE 2: When replacing 12-400097 or 12-400098 Guide Roll Arm in machines equipped with solid steel Guide Rolls prior to Serial #275, order new Spacer 12-400018-015. Scrap Spacer 12-400018-003.

STEP BAR KIT
12-862153

ELEVATOR & DRIVE ASSEMBLY



NOTE: ITEM 16, 12-502172, IS REQUIRED ON MINI-KIT CONVERSIONS (MACHINES PRIOR TO NO. 18,000). IT SERVES TO KEEP BALLS FROM GOING INTO THE PIN WHEEL.



INDEX NO.	PART NO.	DESCRIPTION	INDEX NO.	PART NO.	DESCRIPTION
E16	11-125102	Hex Nut (5/16-18)	E83	11-001510	Cap Screw-H. Hd. (1/2-13x1-3/4")
E17	11-195015	Lockwasher (5/16")	E83A	11-005508	Cap Screw-H. Soc. (1/2-13x1-1/2")
E17A	12-400234	Spacer (2 Req'd)	E88	11-005183	Cap Screw-H. Soc. (1/4-20x7/8")
E17B	12-400230	Motor Mount Plate	E88A	11-002005	Cap Screw-H. Hd. (1/4-20x1-1/4") H. T.
E18	11-001266	Cap Screw-H. Hd. (5/16-18x1-1/4")	E91	11-007504	Cap Screw-F. Hd. Soc. (1/2-13x1")
E19	11-190012	Washer (5/16")	E97	11-125100	Hex Nut (1/4-20)
E27	12-400022	"U" Bolt	E99	11-125108	Hex Nut (1/2-13)
E28	Obsolete	Idler Pulley Arm (See Note 1)	E103	11-190010	Washer (1/4")
E29	Obsolete	Idler Pulley Bracket (See Note 1)	E105	11-190018	Washer (1/2")
E29A	Obsolete	Bracket (See Note 1)	E108	11-195014	Lockwasher (1/4")
E29B	12-400311	Idler Pulley Arm	E110	11-195018	Lockwasher (1/2")
E52	12-400059	Tension Lever Assy. (A Machine)	E111	11-230005	"X" Washer (1/4")
E53	12-402059	Tension Lever Assy. (A-2 Machine)	E112	12-402350	Motor Mount Shaft Assy. (For Machines Converted to A-2)
E53A	11-420014	Motor Mount Shaft (only) See Note 2			
E53B	11-345521	Bearing (Plain - Bronze)	E113	12-402280	Motor Mount Shaft Assy. See Note 3
E53C	11-421014	Roll Pin	E113A	11-001268	Cap Screw-H. Hd. (5/16-18x1-1/2")
E53D	12-400101	Bearing (Flanged - Bronze)			Cap Screw-H. Hd. (5/16-18x3") (For Machines Converted to A-2)
E56	12-400219	Motor Mount Plate	E114	10-386089	Spacer (4 Req'd) (For Machines Converted to A-2)
E56A	12-400221	Idler Pulley - Flat	E115	11-001506	Cap Screw-H. Hd. (1/2-13x1-1/4")
E64	12-400131	Idler Pulley - "V"	E116	N. A.	Motor Mount Shaft Assy. (See Index E112)
E65	12-400209	Spacer			
	12-400221	Idler Pulley (For Round Drive Belt)			
		Idler Pulley (For "V" Drive Belt)			

MOTOR MOUNT & SHAFT ASSEMBLY

NOTE 1: To replace E28, E29 or E29A, order Idler Pulley Arm P.N. 12-400311 and (2) 11-002005.

NOTE 2: 12-400299 Motor Mount Shaft includes Bearings E53A and E53C.

NOTE 3: The obvious difference between 12-402350 and 12-402280 is that the shaft in which Bearings E53A and E53C are located is 4" long on the 12-402280.

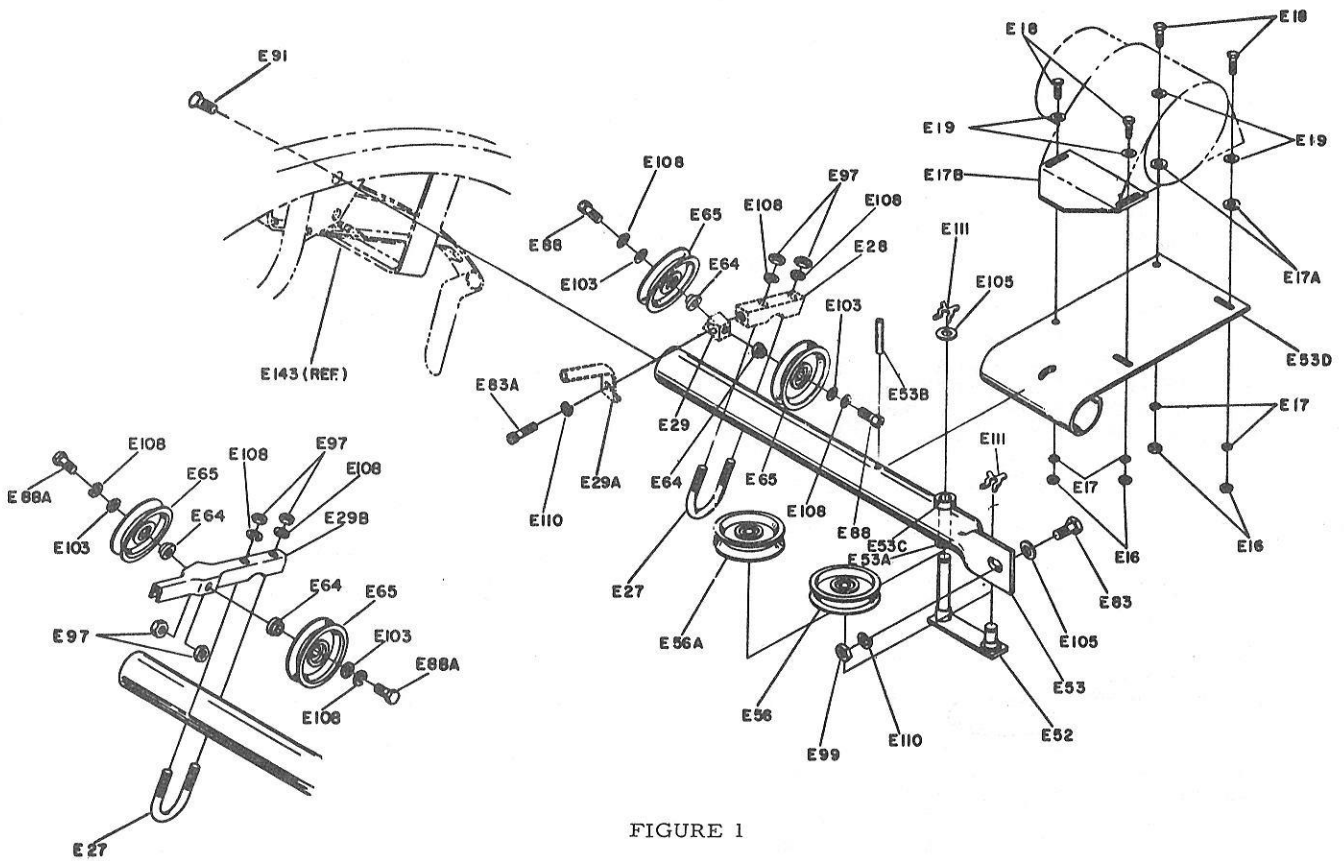


FIGURE 1

Note: See Page 169 for Motor and Motor Mounting Adapter Kit

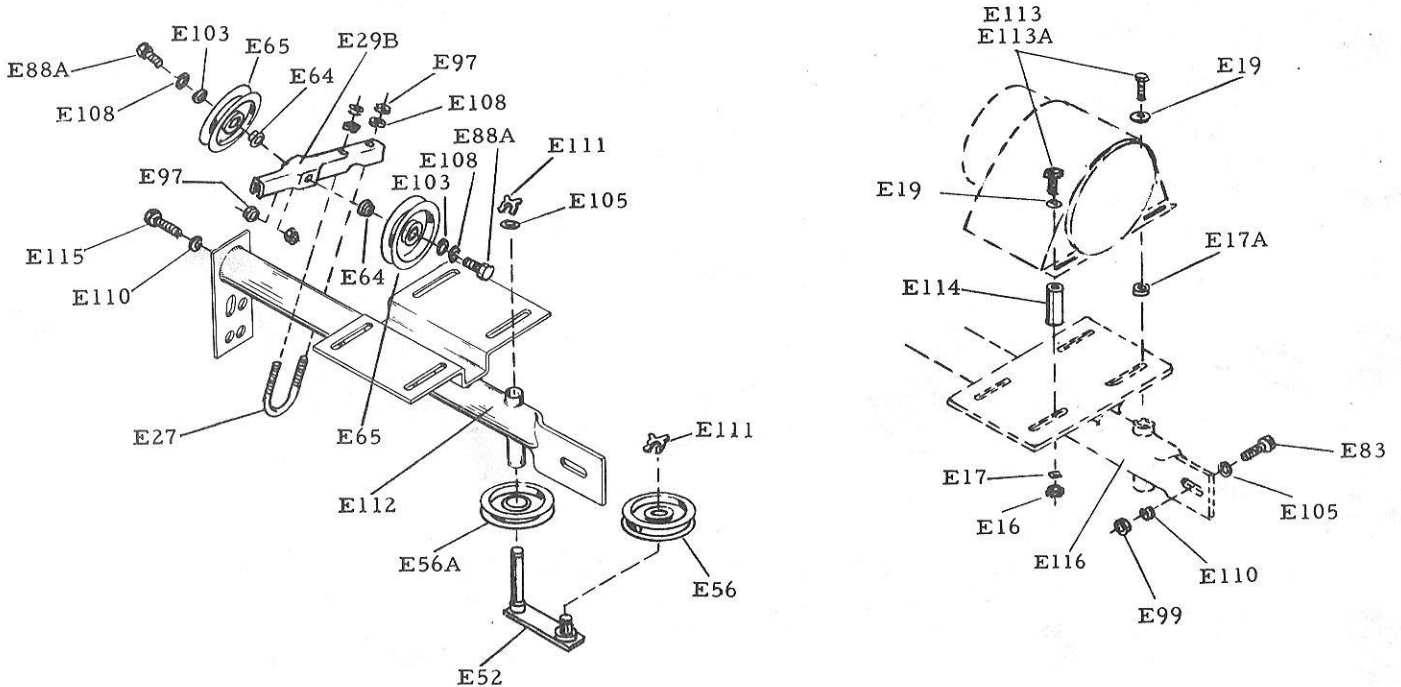


FIGURE 2

MOTOR MOUNT & SHAFT ASSEMBLY

INDEX

INDEX NO.	PART NO.	DESCRIPTION
1.	11-125208-000	Jam Nut
2.	12-400139-004	Washer
3.	12-400123-000	Rubber Bumper
4.	12-400803-000	Bushing Spring Rod
5.	12-400122-000	Compression Spring
6.	11-190018-000	Washer
7.	12-400193-000	Spring Rod
8.	12-400051-000	"A" Ball Lift Stud (See Note II)
8A.	12-402051-000	"A-2" Ball Lift Stud
9.	12-400300-000	Collar
10.	11-105208-000	Set Screw
11.	11-170108-000	Flex Lock Nut
12.	11-170014-000	Flex Lock Nut
13A.	12-400288-000	Ball Lift Arm Assembly (Standard)
13B.	12-402091-000	Ball Lift Arm Assembly (Over Sized Bore)
14A.	12-400199-000	Flanged Bearing (See Note I)
14B.	11-420140-000	Plain Bearing
15.	11-421041-000	Flanged Bearing (See Note I)
16.	12-402053-000	Retaining Washer
17A.	12-400289-000	Spacer (Standard)
17B.	12-402094-000	Spacer (Oversize Bore)
18.	11-102262-000	Set Screw
19.	11-125204-000	Jam Nut
20A.	12-400048-005	Rod Cover (90" Length)
20B.	12-400048-091	Rod Cover (50' Roll)
20C.	90-400048-005	Urethane Rod Cover (18" Lengths) (See Note III)
20D.	11-603113-000	Tie Wrap (See Note III)
21A.	11-005180-000	Socket Head Screw
21B.	11-005183-000	Socket Head Screw
22.	11-335263-000	Cotter Pin
23A.	12-400053-000	Ball Lift Pin (For Use on Machines w/Cast Clapper Box)
23B.	12-400848-000	Ball Lift Shaft
24A.	12-860579-000	"A" Ball Lift Rod Assby
24B.	12-862579-000	"A-2" Ball Lift Rod Assembly
25.	12-402054-000	Spacer
26.	12-402425-000	Support Brace
27.	11-195015-000	Lockwasher
28.	11-001263-000	Hex Head Bolt
29.	12-402121-000	Compression Spring
32.	11-603201-000	Clamp
33.	12-402432-000	Rod Cover-Bottom Front
34.	12-402043-000	Rod Cover-Top Rear
35.	12-402042-000	Rod Cover-Top Front
37.	11-001275-000	Hex Head Bolt
38.	N.A.	Support (Order 12-862180)
39.	11-001195-000	Hex Head Bolt
40.	11-190010-000	Plain Washer
41.	11-195014-000	Lockwasher
42.	11-125100-000	Hex Nut
43.	12-402405-000	Rear Pin Deflector
44.	12-402401-000	Bracket Assembly
45.	12-402095-000	Thrust Washer
46.	12-402093-000	Sleeve
47.	11-191024-000	Washer-Shim
48.	12-400096-000	Ball Lift Rod Clamp (Model "A")
49.	12-402096-000	Ball Lift Rod Clamp (Model "A-2")
50.	11-195016-000	Lockwasher
51.	11-002124-000	H-T Hex Head Bolt

BALL LIFT ARM REBUILDING KIT
Kit Number 12-860605

(See Price Pages for Selling Price of Kit)

INDEX NO.	PART NO.	DESCRIPTION	QTY. PER KIT
32.	11-603201-000	Clamp	3
22.	11-335263-000	Cotter Pin	1
15.	11-421041-000	Bearing	2
14.	12-400199-000	Bearing	2
35.	12-402042-000	Rod Cover-Top	2
23.	12-400053-000	Ball Lift Pin	1
33.	12-402432-000	Rod Cover-Bottom Front	1

BALL LIFT ARM REBUILDING KIT
(For Worn Shaft On Cross Member)
Kit No. 12-862866

INDEX NO.	PART NO.	DESCRIPTION	QTY. PER KIT
13B.	12-402091-000	Ball Lift Arm Assy. (Oversize Bore)	2
46.	12-402093-000	Sleeve	1
17B.	12-402094-000	Spacer (Oversize Bore)	1
23A.	12-400053-000	Ball Lift Pin (For Use w/Cast Clapper Box)	1
45.	12-402095-000	Thrust Washer	2
22.	11-335263-000	Cotter Pin	1

BALL LIFT ROD CAP REBUILDING KIT
For All "A" Pinsetters
Kit Number 12-860614

(See Price Pages For Selling Price)

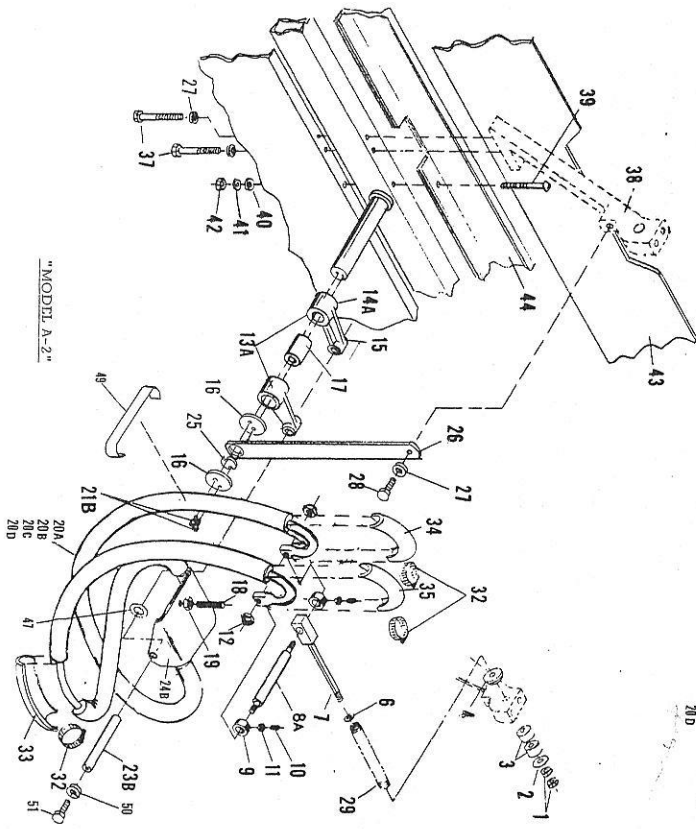
INDEX NO.	PART NO.	DESCRIPTION	QTY. PER KIT
32.	11-603201-000	Clamp	3
35.	12-402042-000	Rod Cover-Top	2
33.	12-402432-000	Rod Cover	1

NOTE I: Use same Bearings for old style one-piece arm.

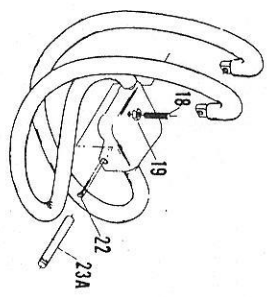
NOTE II: Order (2) 12-400300, (2) 11-170108, (2) 11-105208 in place of 11-532011 for machines prior to 33,937 and from 50,000 to 51,014.

NOTE III: This is an 18" split Urethane Rod Cover for quick repair. Order 3 each 11-603113 Tie Wrap for each 18" Rod Cover.

BALL LIFT ROD ASSEMBLY

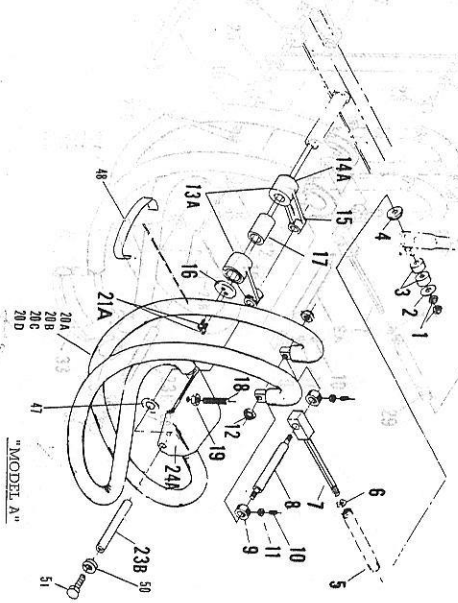
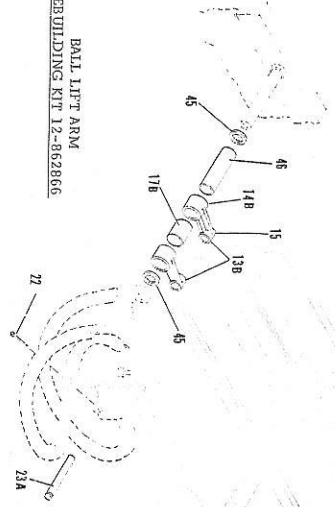


"MODEL A-2"




"CAST" CLAPPER BOX

BALL LIFT ARM
REBUILDING KIT 12-862866

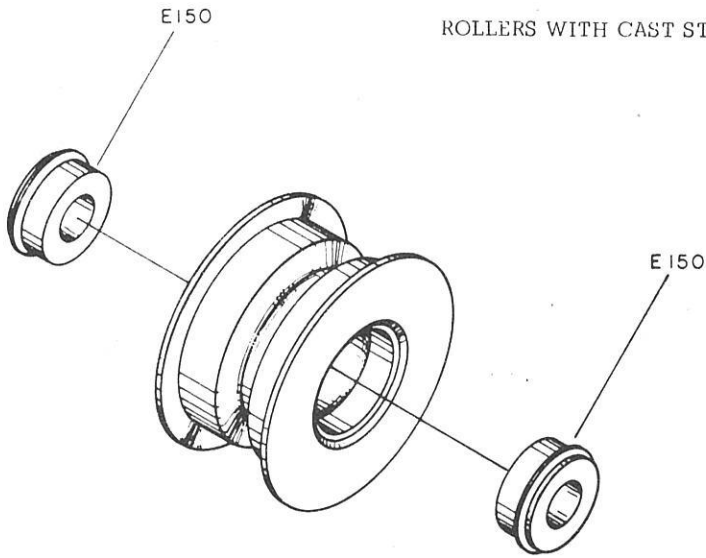


"MODEL A"



"CAST" CLAPPER BOX

ROLLERS WITH CAST STEEL HUB AND FLANGE



INDEX NO.	PART NO.	DESCRIPTION
-----------	----------	-------------

E150	11-430008-000	Bearing
------	---------------	---------

For L.H. Replacement Assembly See Page 152
 For R.H. Replacement Assembly See Page 152

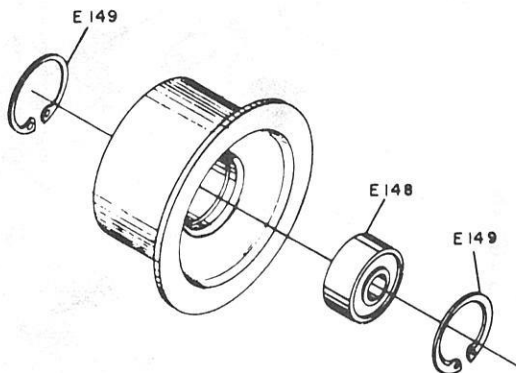
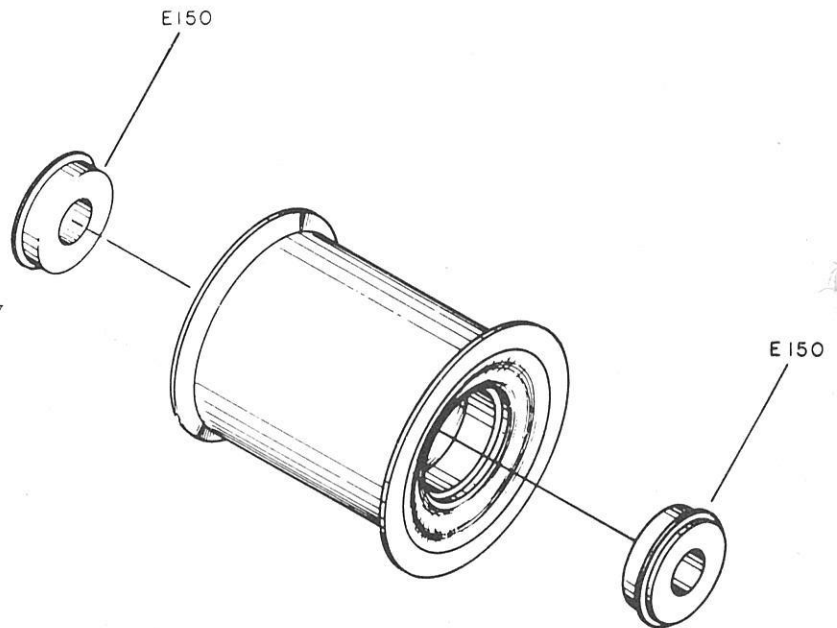
Figure 1 - Ball Wheel Roller Assembly

INDEX NO.	PART NO.	DESCRIPTION
-----------	----------	-------------

E150	11-430008-000	Bearing
------	---------------	---------

For Replacement Assembly See Page 153

Figure 2 - Pin Wheel Roller Assembly



INDEX NO.	PART NO.	DESCRIPTION
-----------	----------	-------------

E148	11-432000-000	Bearing
E149	11-530522-000	Snap Ring

Figure 3 - Pin Wheel Guide Roller Assembly

For Replacement Assembly See Page 153

ROLLERS WITH CAST STEEL HUB AND FLANGE

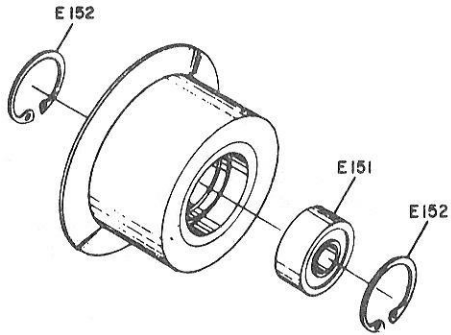


Figure 4 - Pin Wheel Guide Roller Assembly

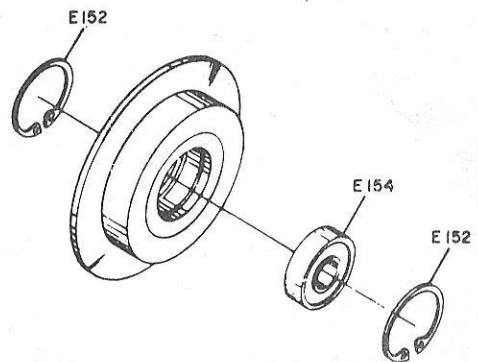
<u>INDEX NO.</u>	<u>PART NO.</u>	<u>DESCRIPTION</u>
E151	11-432000-000	Bearing
E152	11-530522-000	Snap Ring

For Replacement Assembly See Page 153.

Figure 5 - Ball Wheel Guide Roller Assembly

<u>INDEX NO.</u>	<u>PART NO.</u>	<u>DESCRIPTION</u>
E154	11-430012-000	Bearing
E152	11-530522-000	Snap Ring

For Replacement Assembly See Page 152.



INDEX NO.	PART NO.	DESCRIPTION
E161	11-007180-000	Cap Screw-F. Hd. (1/4-20 X 5/8")
E162	12-400257-000	Flange
E163	11-430013-000	Bearing (Single Row-Radial)
E164	11-531020-000	Retaining Ring
E165	12-400258-000	Hub and Tire Assembly
E166A	12-400240-000	Ball Wheel Roller Assby L.H. (Standard)
E166B	90-400240-000	Ball Wheel Roller Assby L.H. (Urethane, w/E163 Bearing)

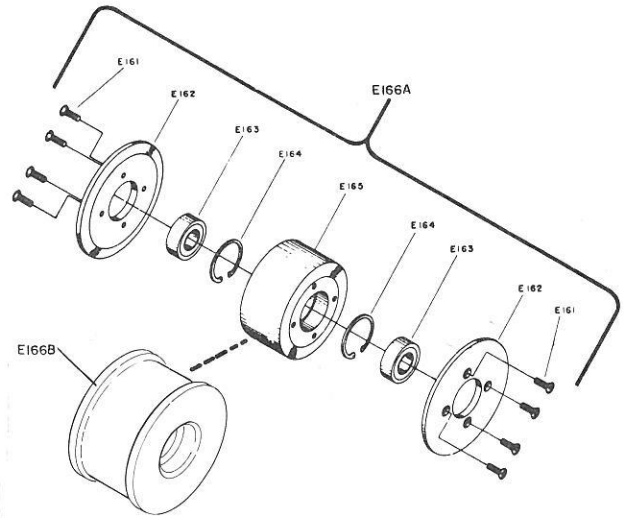


Figure 1 - Ball Wheel Roller Assembly L.H.

INDEX NO.	PART NO.	DESCRIPTION
E172	11-530522-000	Retaining Ring
E173	12-400271-000	Hub and Tire Assembly
E174	11-430004-000	Bearing (Single Row-Radial)
E175	12-400269-000	Flange
E161	11-007180-000	Cap Screw-F. Hd. (1/4-20 X 5/8")
E177A	12-400272-000	Ball Wheel Guide Roller Assembly (Standard)
E177B	90-400272-000	Ball Wheel Guide Roller Assembly (Urethane w/E172 & E174)

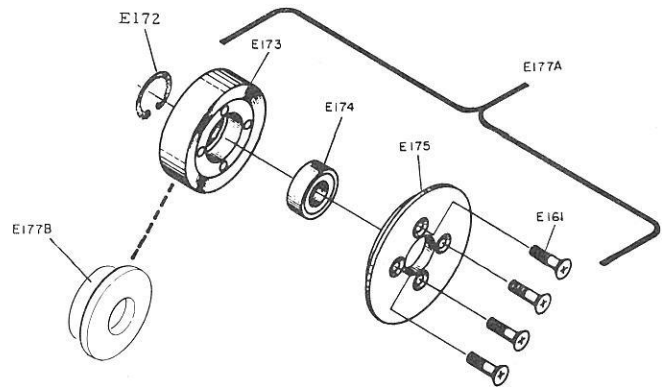


Figure 2 - Ball Wheel Guide Roller Assembly

INDEX NO.	PART NO.	DESCRIPTION
E161	11-007180-000	Cap Screw-F. Hd. (1/4-20 X 5/8")
E162	12-400257-000	Flange
E163	11-430013-000	Bearing (Single Row-Radial)
E164	11-531020-000	Retaining Ring
E188	12-400260-000	Hub and Tire Assembly
E189A	12-400268-000	Ball Wheel Roller Assembly R.H. (Standard)
E189B	90-400268-000	Ball Wheel Roller Assembly R.H. (Urethane, w/E163 Bearing)

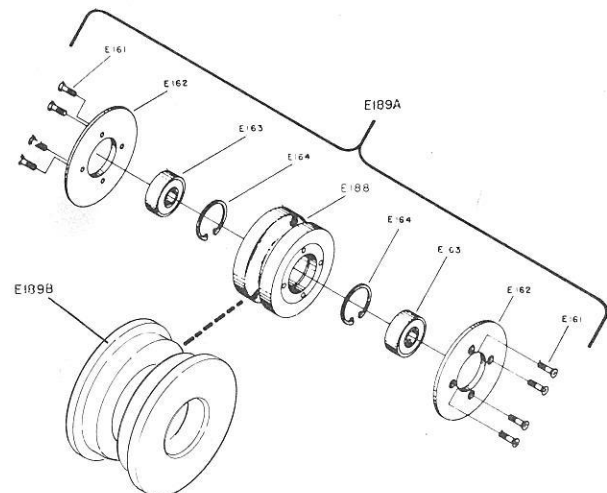


Figure 3 - Ball Wheel Roller Assembly R.H.

INDEX NO.	PART NO.	DESCRIPTION
E167	11-530522-000	Retaining Ring
E168	11-432000-000	Bearing
E169	12-400264-000	Hub and Tire Assembly
E170	12-400265-000	Flange
E171	11-007180-000	Screw
E172A	12-400266-000	Pin Wheel Guide Roller Assembly (Standard)
E172B	90-400266-000	Pin Wheel Guide Roller Assembly (Urethane, w/E168 Bearing)

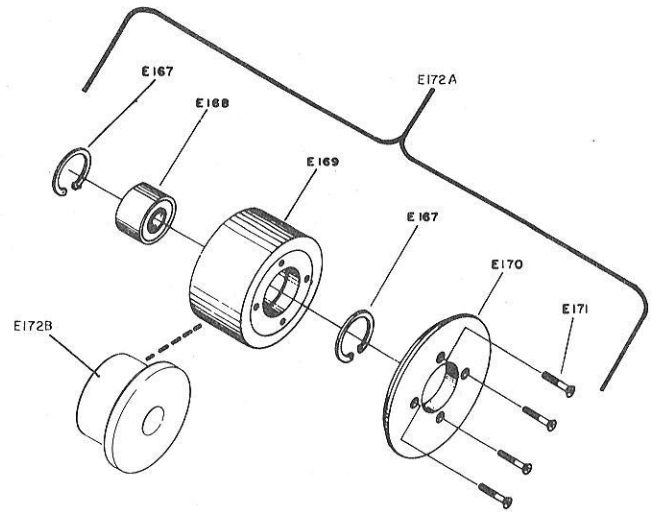


Figure 4 - Pin Wheel Guide Roller Assembly

INDEX NO.	PART NO.	DESCRIPTION
E171	11-007180-000	Screw
E179	12-400262-000	Flange
E180	11-430013-000	Bearing
E181	11-531020-000	Retaining Ring
E182	12-400261-000	Hub and Tire Assembly
E183A	12-400263-000	Pin Wheel Roller Assembly (Standard)
E183B	90-400263-000	Pin Wheel Roller Assembly (Urethane, w/E180 Bearing)

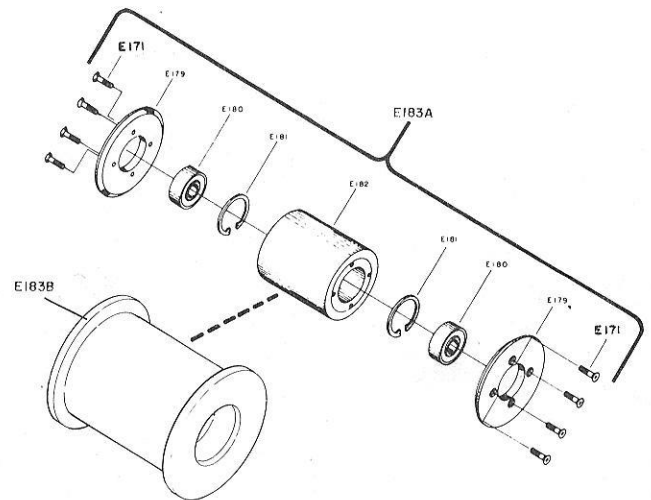


Figure 5 - Pin Wheel Roller Assembly

NOTE:

When replacing Steel Flange Pin Wheel Guide Rollers with Nylon Flanged or Urethane Guide Rollers, replace in pairs only. Follow instructions below:

SCRAP - Spacer Part Number 12-400018-3 (in machines prior to Serial #275) or Spacer No. 12-400018-15 (in machines Serial #275 and up).

Ref: E124, E124A, Page 144

FOR MOUNTING GUIDE ROLLER IN REAR POSITIONS.

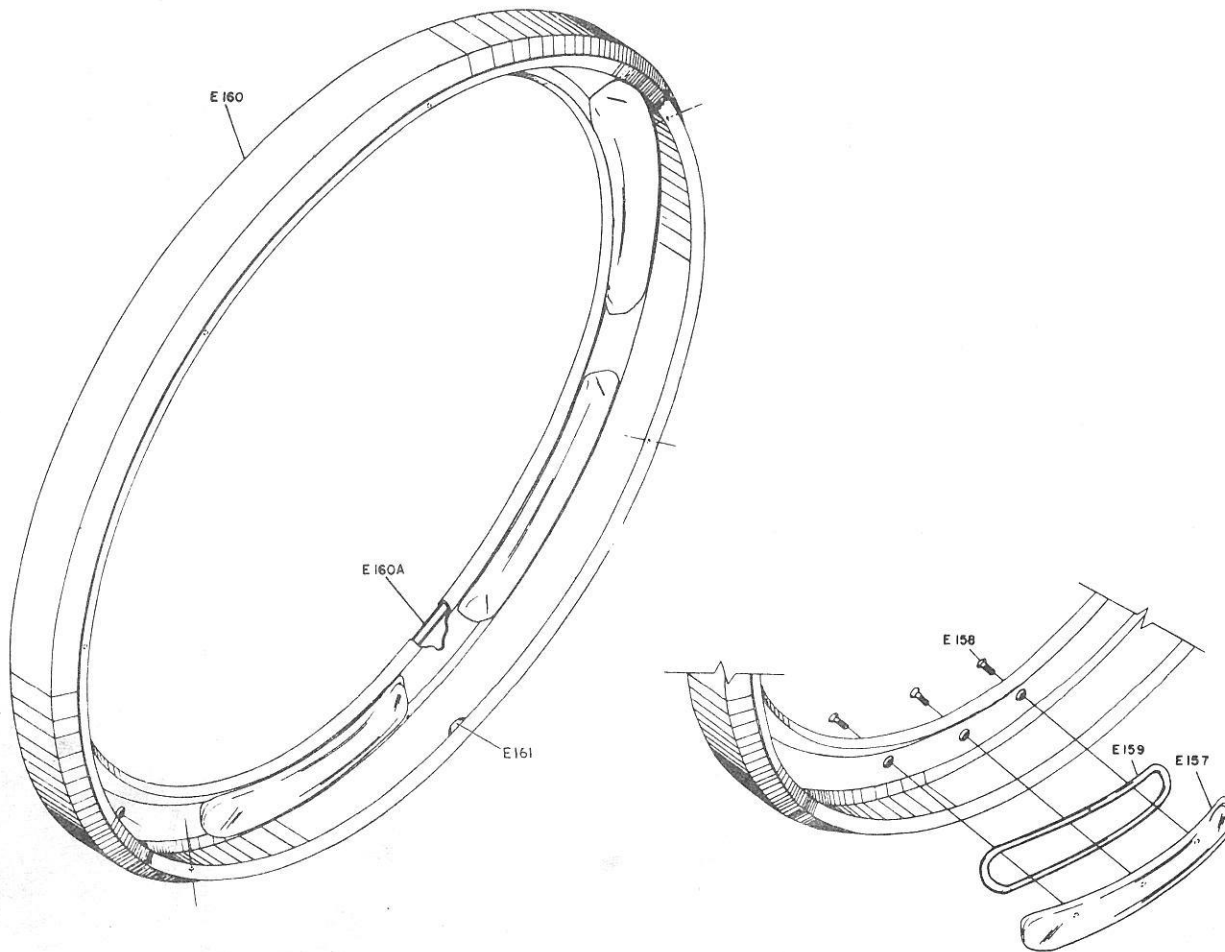
*Add - Spacer Part Number 12-400018-19

(Ref: E124B, Page 144).

FOR MOUNTING GUIDE ROLLER IN FRONT POSITION:

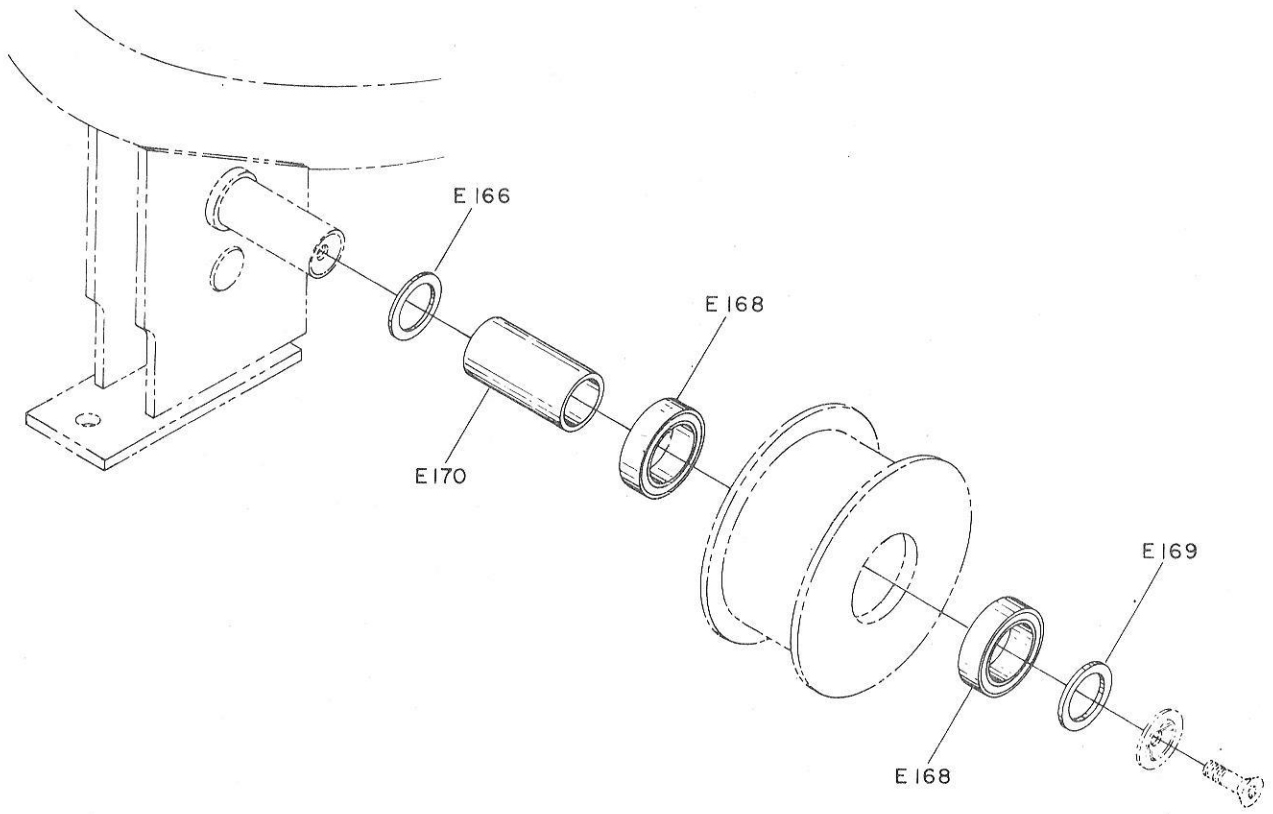
*Add - Spacer Part Number 12-400018-21 (Ref: E124C, Page 144).

*Order as required when ordering 12-400266 or 90-400266 Guide Roller.

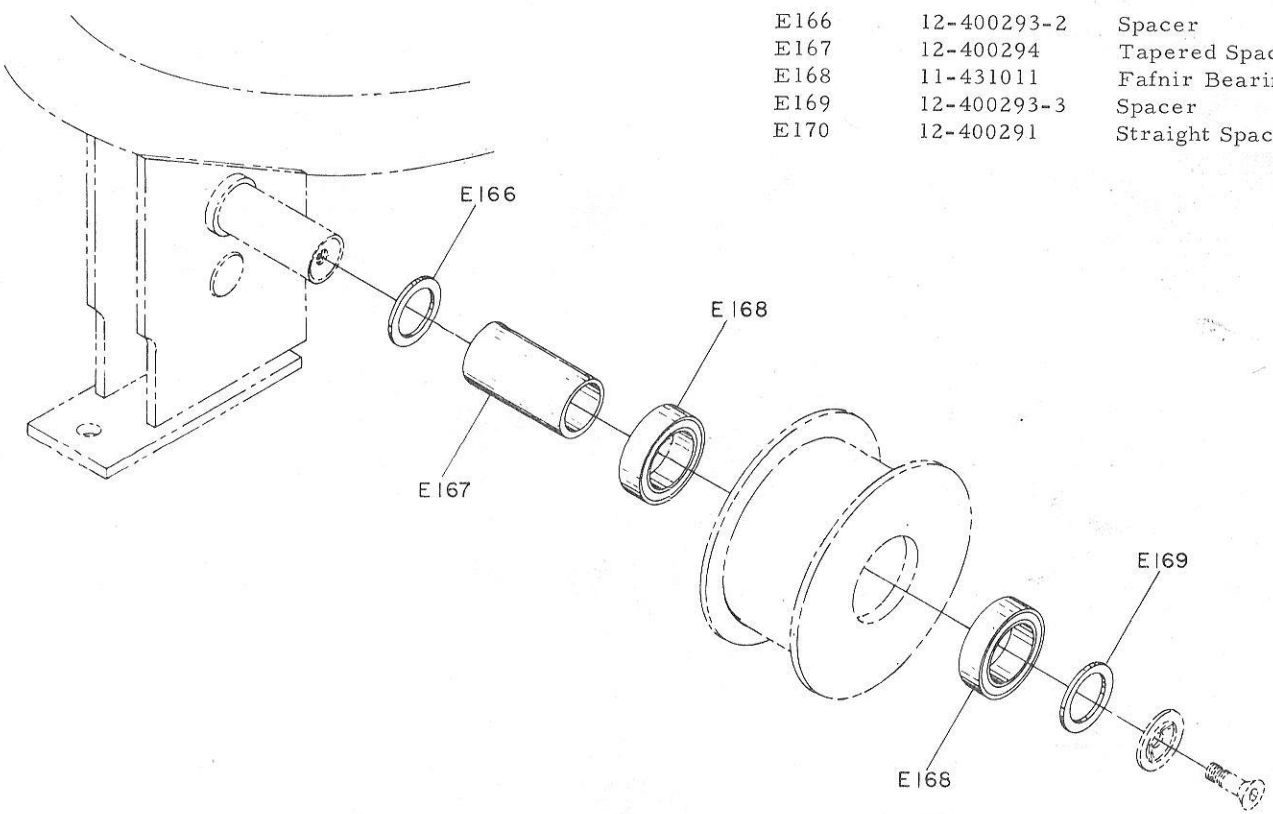


<u>INDEX NO.</u>	<u>PART NO.</u>	<u>DESCRIPTION</u>
E157	N.A.	Pin Wheel Rear Bucket
E158	11-007264	Flat Head Hex Socket Screw
E159	12-400183	Rubber Cord
E160	12-860642	Pin Wheel Elevator
E160A	12-400251	Cord (For Machines So Equipped)
E161	12-400100	Pin Wheel Button

PIN ELEVATOR WHEEL ASSEMBLY



<u>INDEX NO.</u>	<u>PART NO.</u>	<u>DESCRIPTION</u>
E166	12-400293-2	Spacer
E167	12-400294	Tapered Spacer
E168	11-431011	Fafnir Bearing
E169	12-400293-3	Spacer
E170	12-400291	Straight Spacer



INTENTIONALLY BLANK

INTENTIONALLY BLANK

<u>PART NO.</u>	<u>DESCRIPTION</u>
* 12-860131	Cover with 1 Counter
* 12-860132	Cover with 2 Counters
* 12-860133	Cover with 3 Counters
* 12-860134	Cover with 4 Counters
* 12-860135	Cover with 5 Counters
* 12-860136	Cover with 6 Counters
* 12-860137	Cover with 7 Counters
* 12-860138	Cover with 8 Counters

NOTE:

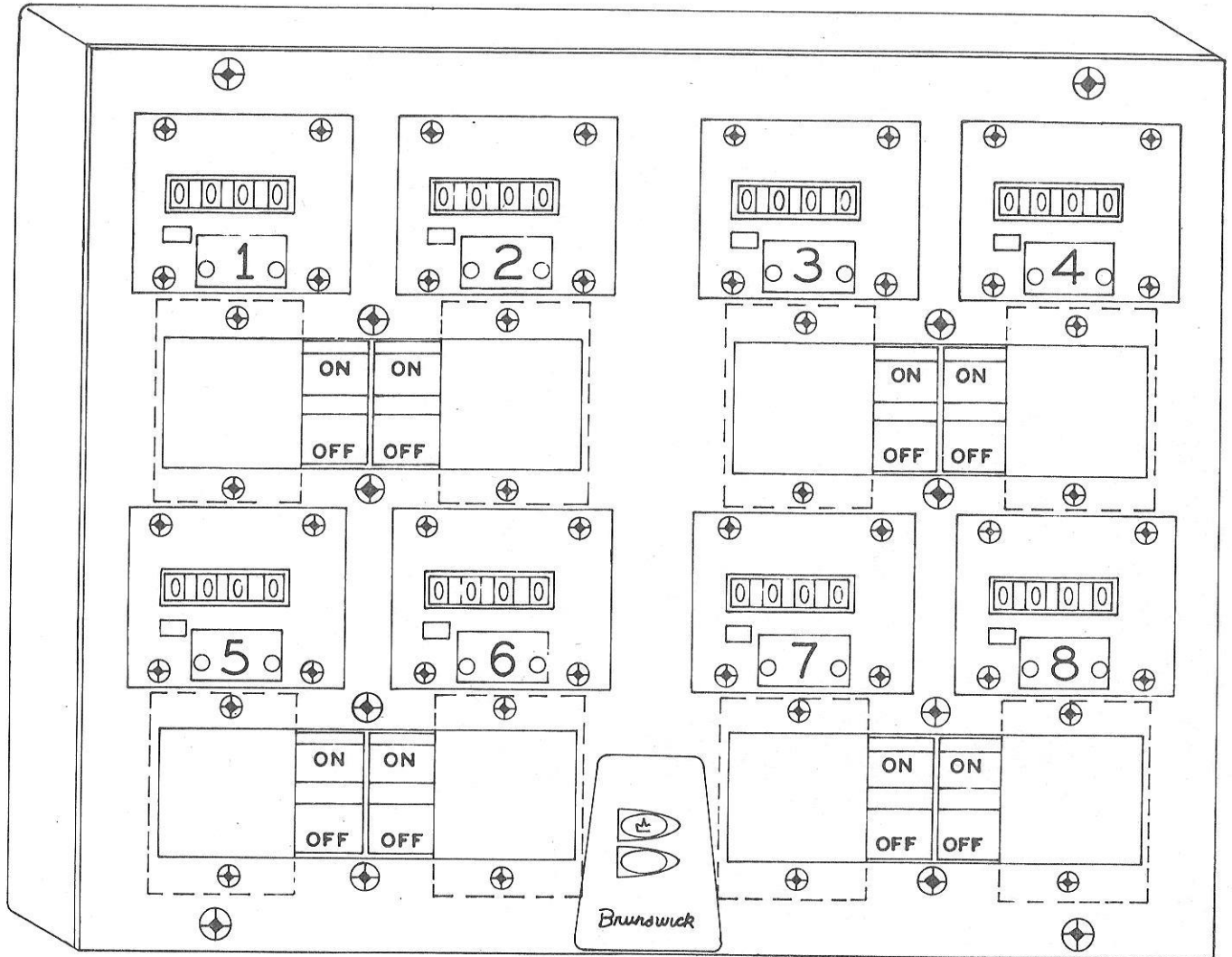
Counter Part Number 12-860715, as shown on Catalog Page 162, Index X173, is not interchangeable with Counter Part Number 12-750047, shown on Catalog Page 160, Index X23.

Due to the increase of approximately 1/2" in length, the new counter cannot be installed in a box with old counters.

When converting from the old Counter, Box, or Cover as illustrated on Page 161, it will be necessary to convert to one of the 12-860--- part numbers tabulated above.

The above part numbers include counters and switches and are completely wired.

* Each order received for a counter cover will automatically include (at no charge) forty (40) number plates (#1 thru '40) with attaching drive screws.



MANAGERS CONTROL PANEL -
REPLACEMENT ASSEMBLIES ONLY

<u>INDEX NO.</u>	<u>PART NO.</u>	<u>DESCRIPTION</u>
X17	N. A.	Desk Box & Cover Assembly (See Note III)
X18	N. A.	Cover (See Note III)
X19	Obsolete	Name Plate Control Panel
X20	12-750026	Strip Numbering - Order Numbers Req'd. (See Note II)
X21	12-750067	Truss Head Screw
X22	12-750010	Counter Window
X23	N. A.	Counter (See Note III)
X24	11-616602	On-Off Plate
X24	11-615501	Switch
X25	11-125000	Hex Nut (4-40)
X26	11-107004	Screw-R.d. Hd. (4-40 x 3/8")
X27	12-750737	Spring Clip
X28	12-750046	Connector, Plug
X29	12-750045	Connector, Socket
X30	11-602002	Locknut
	11-602101	Cord Grip
X31	12-750091	Junction Box Assembly
X31A	12-750028-2	Oval Head Screw (4 Req'd)
X31B	12-750027	Washer (4 Req'd)
X31C	12-750090	19 Conductor Cable
X31D	11-310011	Drive Screw

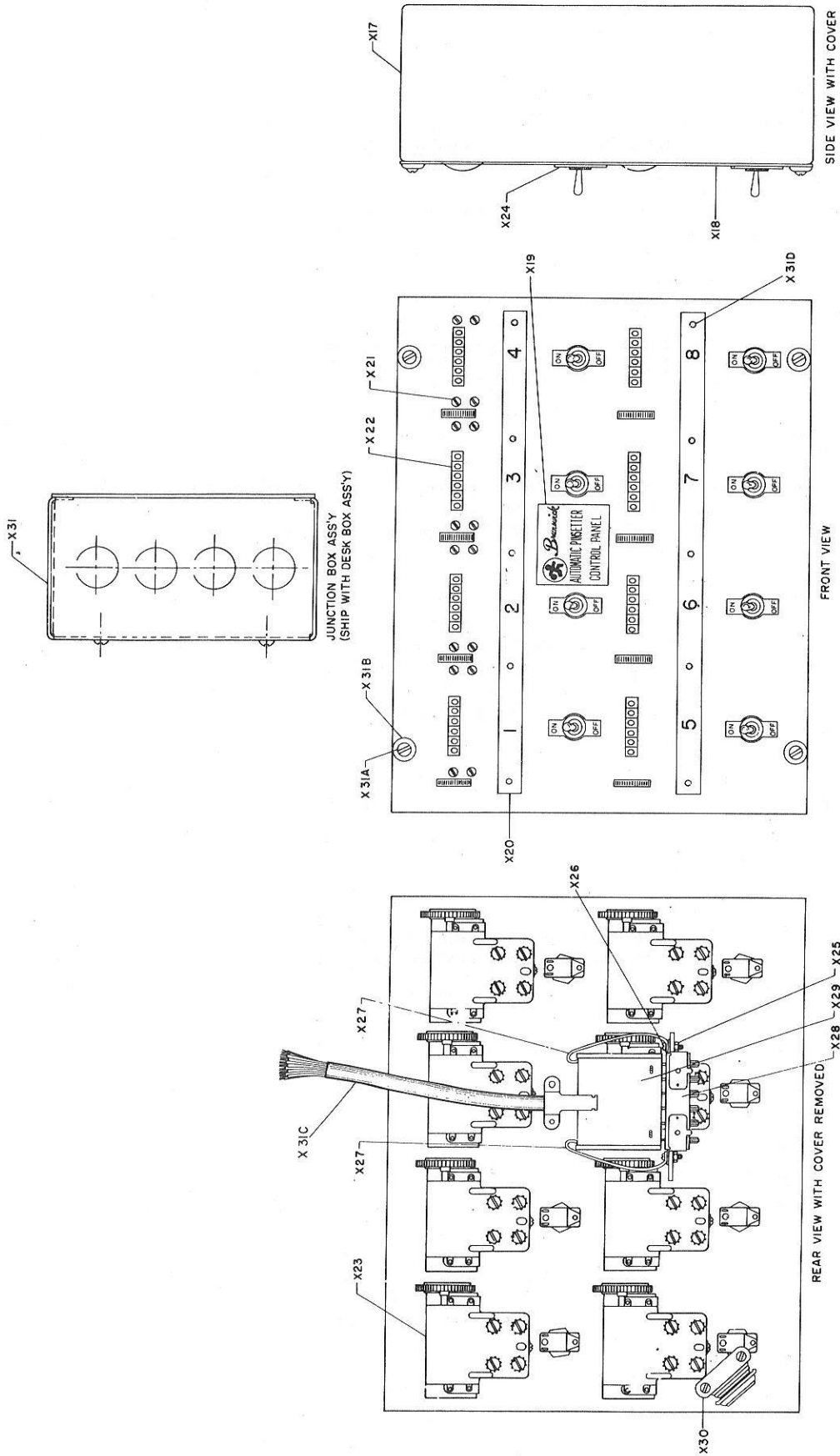
NOTE I: 12-750021 Cover & 11-086120 Self-Tapping Screw (2) used in the absence of a counter & switch.

NOTE II: Order Solvent 12-750211 for old type adhesive back number strip.

NOTE III: The Counter, Box and Cover are no longer available for sale. Please reference "Notes" on page 158 for replacement details.

N. A. - Not Available

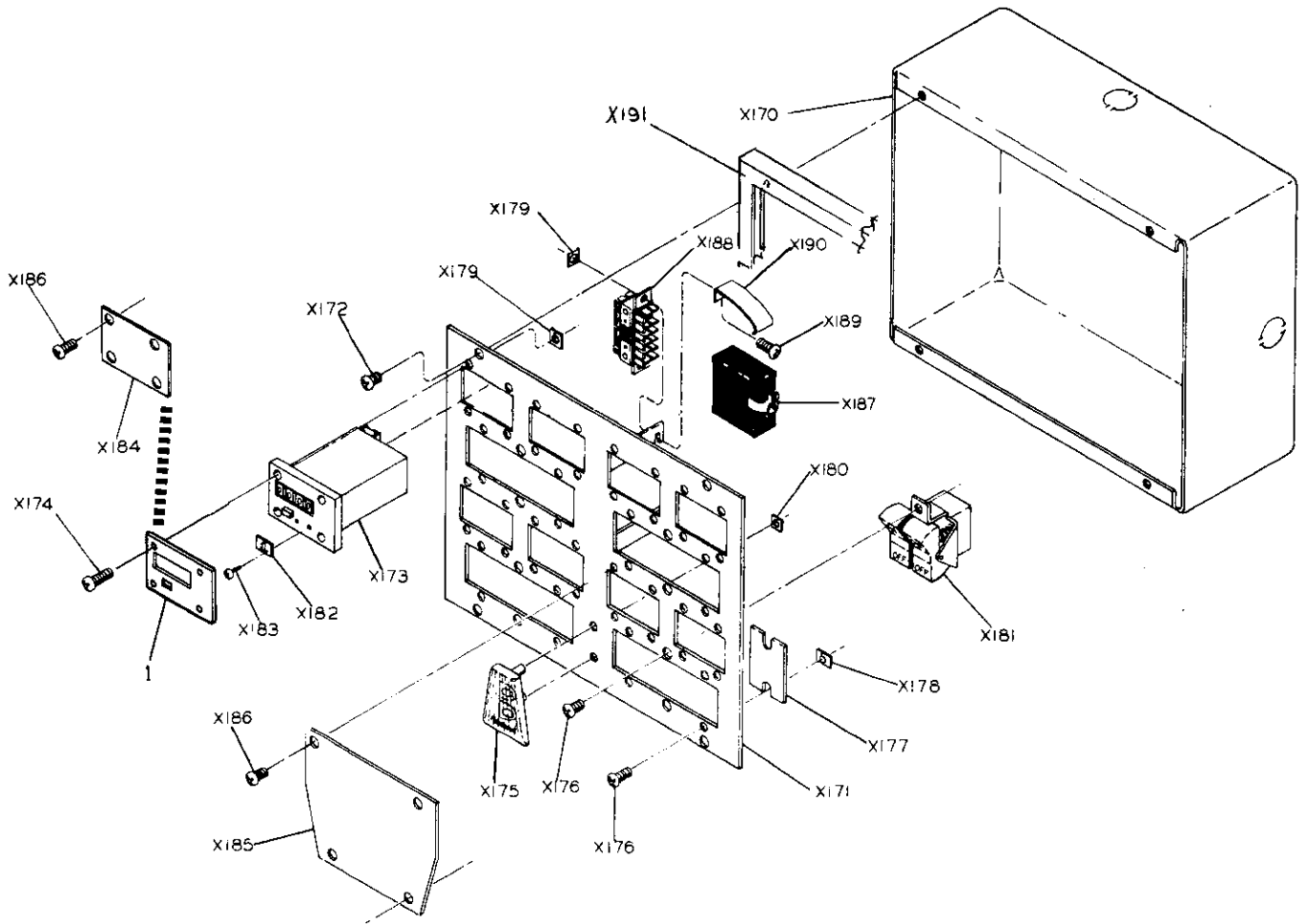
For Machines Equipped With U. S.
Manufactured Electrical Systems



MANAGERS CONTROL PANELS

<u>INDEX</u> <u>NO.</u>	<u>PART NO.</u>	<u>DESCRIPTION</u>
X170	12-750421	Desk Box
X171	12-750401	Cover and Brace Assembly
X172	11-021003-4	Phillips Pan Head Machine Screw (#8 - 32 x 3/8")
	11-021004-4	Phillips Pan Head Machine Screw (#8 - 32 x 1")
X173	12-860715	Counter
X174	11-014002-4	Phillips Flat Head Screw
X175	12-750424	Emblem
X176	11-021005-4	Phillips Pan Head Screw
X177	12-750422	Switch Cover Plate
X178	11-125502	Tinnerman Nut
X179	11-125501	Tinnerman Nut
X180	11-610501	Push-On Fastener
X181	12-750410	On-Off Switch
X182	12-750419	Number (Add Dash No. to indicate numeral Req'd.)
X183	11-310011	Drive Screw
X184	12-750417	Cover Plate (without Window)
X185	12-750416	Cover Plate
X186	11-021001-4	Phillips Pan Head Screw
X187	12-750045	Connector Socket
X188	12-750046	Connector Plug
X189	11-107004	R. Hd. Screw
X190	12-750737	Spring Clip
X191	12-750420	Frame
1	12-700061	Cover Plate (with Window)

For Machines Equipped With U. S.
Manufactured Electrical Systems



MANAGERS CONTROL PANELS

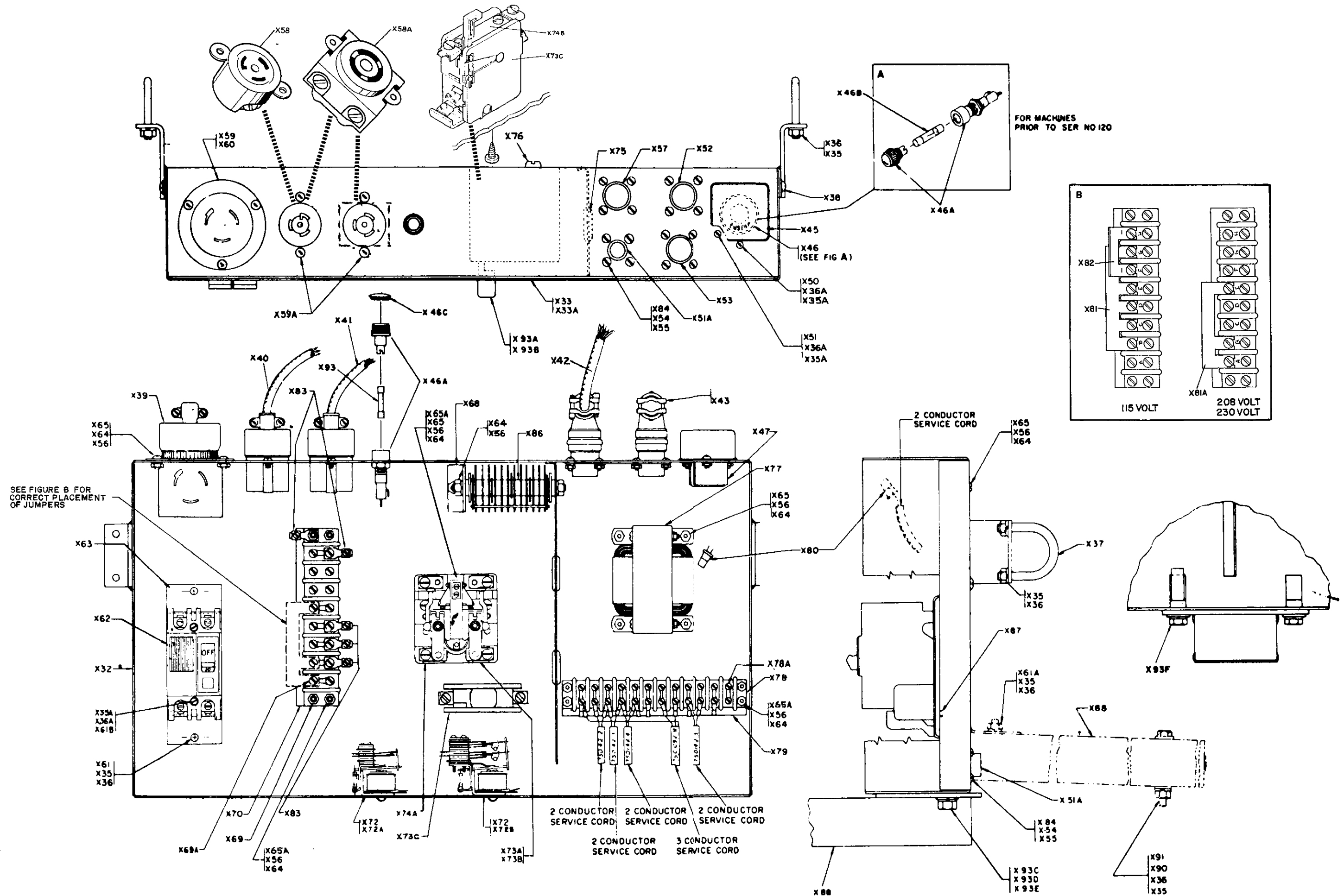
INDEX NO.	PART NO.	DESCRIPTION	INDEX NO.	PART NO.	DESCRIPTION	INDEX NO.	PART NO.	DESCRIPTION	INDEX NO.	PART NO.	DESCRIPTION
X32	12-750819-000	Box	X61A	11-107146-000	Machine Screw-R. Hd. (1/4-20 X 1/2")		12-750173-000	Overload Heater Element (Allen Bradley#N25) 5.8 Amps, 220 Volts (See Note III)	X93C	11-001260-000	Cap Screw-H. Hd. (5/16-18 X 5/8")
X33	12-750023-000	Electrical Box Cover- (For machines prior to 80529)	X61B	11-107036-000	Machine Screw-R. Hd. (6-32 X 2 1/4") For Single Pull Breaker		12-750219-000	Overload Heater Element (Federal Pacific)6.3 Amps, 208 Volts (See Note III)	X93D	11-190012-000	Washer (5/16")
X33A	12-750861-000	Electrical Box Cover- (For machines 80529 Up)		11-013057-000	Machine Screw (For Double Pull Breaker)		12-750241-000	Overload Heater Element (Federal Pacific) 14.2 Amps, 115 Volts (See Note III)	X93E	11-195015-000	Lockwasher (5/16")
X35	11-125007-000	Hex Nut (1/4-20)	X62	12-860627-000	Circuit Breaker & Bracket Assembly (See Note IV)		12-750242-000	Overload Heater Element (Federal Pacific) 8.0 Amps, 230 Volts (See Note III)	X93F	12-750248-000	Hex Head Cap Screw
X35A	11-125001-000	Hex Nut (6-32)	X63	12-750877-000	Bracket, Circuit Breaker For Single Pull Breaker						
X36	11-195014-000	Lockwasher (1/4")		12-750745-000	Bracket, Circuit Breaker For Double Pull Breaker						
X36A	11-195006-000	Lockwasher (#6)	X63A	12-750879-000	Bracket, Circuit Breaker (For Machines prior to #80529)						
X37	12-750007-000	"U" Bolt (1/4-20)	X64	11-195008-000	Lockwasher (#8)	X74B	10-679157-000	Heater 4.65 Amps			
X38	11-017160-000	Screw & Lockwasher Assy. (10-24 X 5/16")	X65	11-107064-000	Machine Screw-R. Hd. (8-32 X 3/8")		10-679158-000	Heater 5.13 Amps			
X39	11-679202-000	Connector Twist Lock (To Power Source)	X65A	11-107068-000	Machine Screw-R. Hd. (8-32 X 3/4")		10-679159-000	Heater 5.69 Amps			
X40		Pin Light Wire Assembly (See Page 168)	X67	11-195010-000	Lockwasher (#10)		10-679160-000	Heater 6.32 Amps			
X41		Pin Finder Cable (See Page 168)	X68	N.A.	Bracket, Rectifier		10-679161-000	Heater 6.99 Amps			
X43		Junction Box Cable (See Page 168)	X69	10-700203-000	Terminal Strip		10-679162-000	Heater 7.69 Amps			
X45	12-750181-000	Fuse Cover (For Machines Serial #120 Up)	X69A	11-022004-000	Machine Screw-B. Hd. (8-32 X 5/16")		10-679163-000	Heater 8.37 Amps			
X46	12-750180-000	Fustat 3.2 Amp (Serial #120 Up)	X70	10-700353-000	Marker Strip		10-679164-000	Heater 9.13 Amps			
X46A	11-685127-000	Fuse Holder (For Machines so equipped)	X72	12-862827-000	Motor Start Relay (3 Pole)		10-679165-000	Heater 9.96 Amps			
X46B	11-685017-000	Fuse 3 Amp. No. 3AG (For machines prior to Serial #120)	X72A	12-862828-000	Recycle Relay(2 Pole)		10-679166-000	Heater 10.8 Amps			
X46C	12-750227-000	Plug Button (For 110V Machines so equipped)	X72B	12-862829-000	Motor Start Relay (2 Pole)		10-679167-000	Heater 11.7 Amps			
X47	12-750179-000	Fuse Receptacle	X73A	N.A.	Contactactor (with Overload Relay) (Order 12-860621) (See Note 1)	X75	11-651002-000	Grommet			
X50	12-750028-003	Machine Screw(1 Req'd)	X73B	12-862111-000	Universal Contactactor (w/o Overload Relay) Guardian Electric. This relay to be used with motors having inherent or circuit overload protection ONLY	X76	11-013060-000	Screw			
X51	11-107024-000	Machine Screw-R. Hd. (6-32 X 3/8") (2 Req'd)				X77	12-862164-000	Transformer (4 Secondary Leads)			
X51A	12-750033-000	Receptacle				X78	10-700202-000	Terminal Strip			
X52	12-750032-000	Receptacle				X78A	11-022005-000	Machine Screw-B. Hd. (6-32 X 1/4")			
X53	12-750198-000	Receptacle				X79	10-700352-000	Marker Strip			
X54	11-125000-000	Hex Nut (4-40)				X80	11-609501-000	Wire Nut			
X55	11-195004-000	Lockwasher (#4)				X81	12-750152-000	110V Jumper			
X56	11-125003-000	Hex Nut (8-32)	X73C	10-679151-000	Overload Relay (See Note II)	X81A	12-750154-000	220V Jumper			
X57	12-750031-000	Receptacle				X82	12-750151-000	110V Jumper			
X58	11-679303-000	Receptacle Twist Lock on Machines #57491 and up plus machines below which have been converted to use Pin Finder units. For machines which have not been converted, order X58A.	X74A	12-750172-000	Overload Heater Element (Allen Bradley#N32)11.6 Amps, 115 Volts (See Note III)	X82A	12-750153-000	220V Jumper (For Machines prior to Serial #14501)			
X58A	11-679307-000	Receptacle Twist Lock on Machines Serial #57491 and up plus all machines below #57491 which have been field converted to use Pin Finder units.				X83	12-750156-000	Pressure Lug			
X59	11-679306-000	Plug Twist Lock				X84	11-107003-000	Machine Screw-R. Hd (4-40 X 5/16")			
X59A	11-017564-000	Screw & Lockwasher Assy. (8-32 X 3/8")				X86	12-750079-000	Selenium Rectifier			
X60	12-750186-000	Conduit Adapter-Elec Box				X87	11-107074-000	Machine Screw-R. Hd. (8-32 X 1 3/4")			
X61	11-107145-000	Machine Screw-R. Hd. (1/4-20 X 7/16")				X88		Wire Channel Assembly (See Page 171 for Break-down)			
						X90	11-190010-000	Washer (1/4")			
						X91	11-001193-000	Cap Screw-H. Hd. (1/4-20 X 2 1/4")			
						X93	12-750225-000	Fuse 1 Amp No. AGC-1 (For machines so equipped)			
						X93A	12-750103-000	Reset Button Assembly (For machines prior to Serial #13175)			
						X93B	12-750222-000	Reset Button Assembly (For machines Serial # 13175 Up)			

NOTE I: 12-860621 Contactor Package consists of:
 1 ea. 10-679106 Contactor
 1 ea. 10-679151 Overload Relay
 1 ea. 11-013060 Screw
 1 set Hook-Up Wires
 Instruction Booklet

NOTE II: 10-679151 Relay requires a Heater to operate. Heater must be selected on basis of motor output in Amps. This is stamped on the motor I.D. plate. Select the Heater under Index X74B which best meets the requirement and order accordingly. (Also, 10-679151 Overload Relay is required on "A" machines converted to "A-2")

NOTE III: These Heaters to be used only in conjunction with Contactors having built-in Overload Relay.

NOTE IV: 12-860627 consists of 12-750745 and 12-750746-3 Brackets and 12-750746-2 Circuit Breaker. This is a double pull circuit breaker and replaces the single pull (which can no longer be purchased). The mounting of this assembly is different, and instructions are supplied with each 12-860627 purchased.



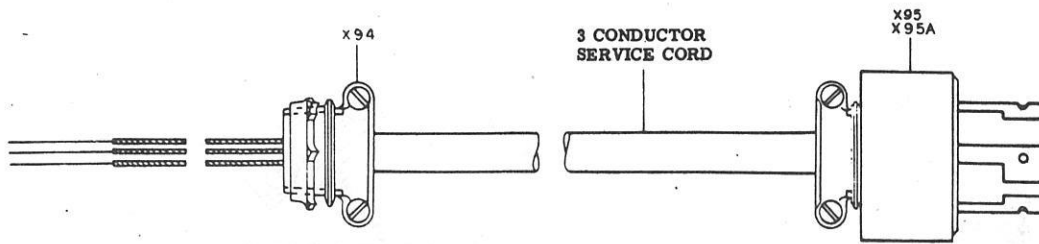
FOR MACHINES
PRIOR TO SER NO 120

SEE FIGURE B FOR
CORRECT PLACEMENT
OF JUMPERS

ELECTRICAL BOX ASSEMBLY
FOR 110V, 220V, AND 208V MODEL A MACHINES

INDEX NO.	PART NO.	DESCRIPTION	INDEX NO.	PART NO.	DESCRIPTION
X32	12-750819-000	Box	X70	10-700353-000	Marker Strip
X33A	12-750861-000	Electrical Box Cover	X72B	12-862829-000	Relay-Motor Start (2-Pole)
X35	11-125007-000	Hex Nut (1/4-20)	X73B	12-862111-000	Contactator (For Use ONLY with Motor Having Manual Reset Protection)
X35A	11-125001-000	Hex Nut (6-32)	X75	11-651002-000	Grommet
X36	11-195014-000	Lockwasher (1/4")	X77	12-862164-000	Transformer (4 Secondary Leads)
X36A	11-195006-000	Lockwasher (#6)		12-862165-000	Transformer (3 Secondary Leads-For Universal Voltage Systems)
X37	12-750007-000	"U" Bolt	X78	10-700202-000	Terminal Strip
X38	11-017160-000	Screw & Lockwasher Assy. (10-24 X 5/16")	X78A	11-022005-000	Machine Screw-B. Hd. (6-32 X 1/4")
X39	11-679202-000	Connector Twist Lock (To Power Source)	X79	10-700352-000	Marker Strip
X40		Pin Light Wire Assembly (See Page 168)	X80	12-750153-000	Jumper
X41		Pin Finder Cable (See Page 168)	X81	12-700055-000	Jumper
X43		Junction Box Cable (See Page 168)	X83	12-750156-000	Pressure Lug
X45	12-750181-000	Fuse Cover	X84	11-107003-000	Machine Screw- R. Hd. (4-40 X 5/16")
X46	12-750180-000	Fustat 3.2 Amp	X86	12-750079-000	Selenium Rectifier
X46A	11-685127-000	Fuse Holder	X88		Wire Channel Assembly (See Page 171 for Break-down)
X47	12-750179-000	Fuse Receptacle	X90	11-190010-000	Washer (1/4")
X48	11-107084-000	Screw-Rd. Hd.	X91	11-001193-000	Cap Screw-H. Hd. (1/4-20 X 2 1/4")
X49	11-198003-000	Lockwasher-Ext. Tooth	X93	12-750225-000	Fuse
X50	12-750028-003	Machine Screw (1 Req'd)	X93C	11-001260-000	Cap Screw-H. Hd. (5/16-18 X 5/8")
X51	11-107024-000	Machine Screw-R. Hd. (6-32 X 3/8")	X93D	11-190012-000	Washer (5/16")
X51A	12-750033-000	Receptacle	X93E	11-195015-000	Lockwasher (5/16")
X52	12-750032-000	Receptacle	X94	12-752014-000	Switch Assembly
X53	11-253016-000	Plug Button	X95	12-752005-000	Spring
X54	11-125000-000	Hex Nut (4-40)	X96	11-107008-000	Machine Screw-R. Hd. (4-40 X 3/4")
X55	11-195004-000	Lockwasher (#4)	X98	11-170000-000	Locknut (4-40)
X56	11-125003-000	Hex Nut (8-32)	X100	11-230001-000	"X" Washer (1/8")
X57	12-750031-000	Receptacle	X101	12-752008-000	Lever (For Factory Built "A-2" Machine)
X58	11-679303-000	Receptacle Twist Lock		12-700101-000	Lever (For Machines Above #18812 Converted to "A-2")
X58A	11-679307-000	Receptacle Twist Lock		12-700103-000	Lever (For Machines Below #18812 Converted to "A-2")
X59	11-679306-000	Plug Twist Lock	X102	12-862821-000	Module (For All "A-2" Machines-See Page 226 for Breakdown)
X59A	11-017564-000	Screw & Lockwasher Assy. (8-32 X 3/8")		12-862822-000	Module (For Mini Kit Conversions w/o Scorer and Model "A" Machines w/Scorer-See Page 226 For Breakdown)
X60	12-750186-000	Conduit Adapter-Elec Box	X103	11-616013-000	Switch
X61	11-107145-000	Machine Screw-R. Hd. (1/4-20 X 7/16")	X105	11-190002-000	Washer (#6)
X61B	11-107036-000	Machine Screw-R. Hd. (6-32 X 2 1/4") (For Single Pull Breaker)	X106	11-124001-000	Hex Nut (6-32)
	11-013057-000	Machine Screw-Pan Hd. (8-32 X 5/16") (For Double Pull Breaker)	X107	11-604013-000	Clamp
X62	12-860627-000	Circuit Breaker & Brkt. Assembly (See Note Page 164)	X108	11-696107-000	Capacitor
X63	12-750877-000	Bracket-For Single Pull Breaker	1.	11-672518-000	Relay
	12-750745-000	Bracket-For Double Pull Breaker	2.	11-672525-000	Relay Bracket
X64	11-195008-000	Lockwasher (#8)	3.	11-017040-000	Rd. Hd. C.R. Screw & Ext. Tooth Lockwasher Assembly
X65	11-107064-000	Machine Screw-R. Hd. (8-32 X 3/8")			
X65A	11-107068-000	Machine Screw-R. Hd. (8-32 X 3/4")			
X66	11-010076-000	Machine Screw-H. Hd. Slotted (10-24 X 3/8")			
X67	11-195010-000	Lockwasher (#10)			
X68	11-125004-000	Hex Nut (10-24)			
X69	10-700203-000	Terminal Strip			
X69A	11-022004-000	Machine Screw (8-32 X 5/16")			

For Machines Equipped With U.S. Manufactured Electrical Systems.

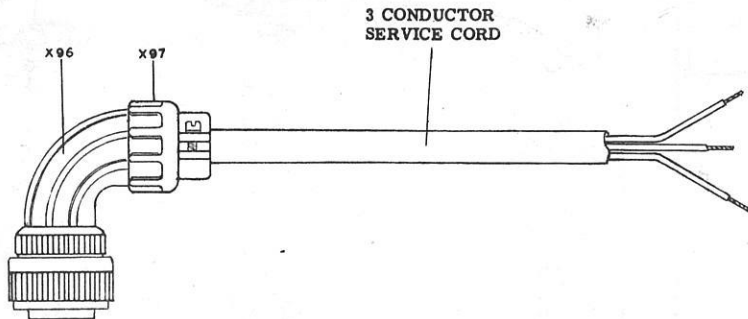


PIN LIGHT AND PIN FINDER WIRE ASSEMBLY

<u>INDEX NO.</u>	<u>PART NO.</u>	<u>DESCRIPTION</u>
X94	11-602101	Cord Grip
	11-602002	Locknut
X95	11-678001	Twist-Lock Cap on Machines Under Ser. No. 57,491, Which Have Not Been Converted to Use Pin Finder Units.
X95A	11-678003	Twist-Lock Cap on Machines Ser. No. 57,491 and Up, Plus All Machines Below 57,491, Which Have Been Field Converted to Use Pin Finder Units.

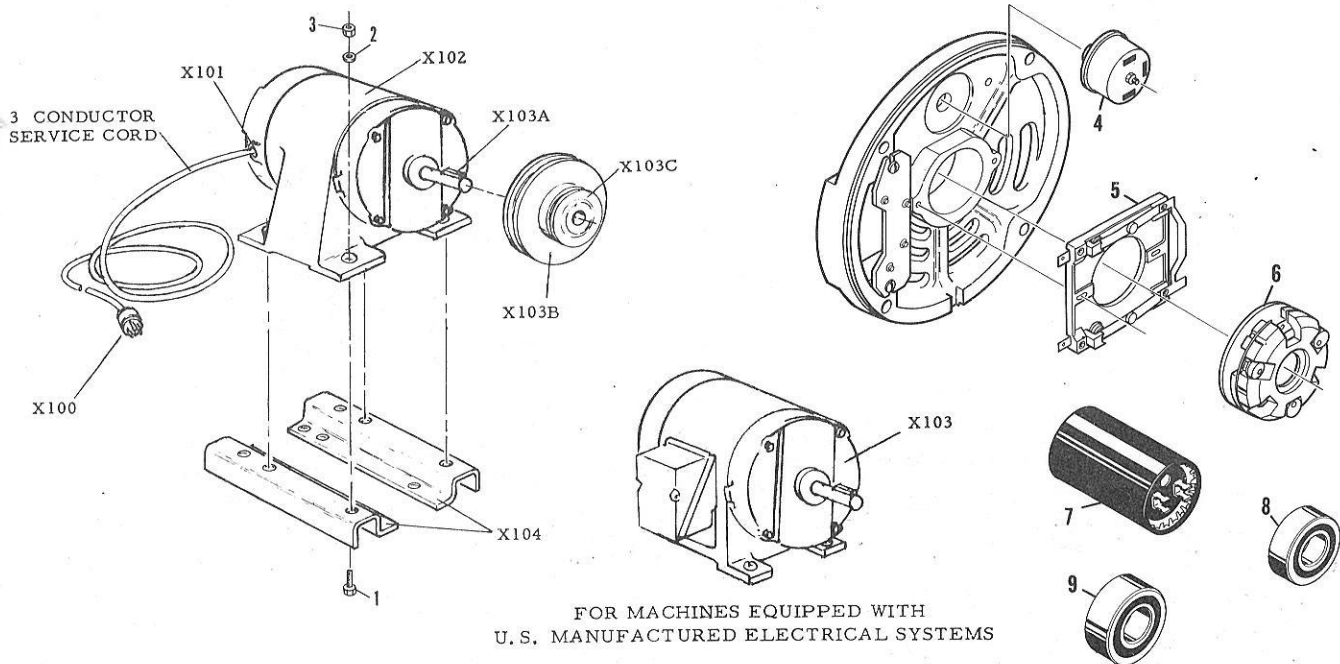
Conductor Cord is 3-wire, 18 gauge, 600V insulated. Purchase Locally.

For Machines Equipped With U. S. Manufactured Electrical Systems



JUNCTION BOX CABLE

<u>INDEX NO.</u>	<u>PART NO.</u>	<u>DESCRIPTION</u>
X96	11-623001	Connector
X97	11-605101	Wire Cable Clamp



INDEX NO.	PART NO.	DESCRIPTION
X100	11-678002-000	Connector
X101	11-602101-000	Cord Grip ("A" Machine) Hubbell
	11-602201-000	Cord Grip (Duplex) T & B
	11-602103-000	Cord Grip ("A-2" Machine) Appleton
	11-602002-000	Locknut (For 11-602101 & 11-602103)
X102	12-752056-000	Universal Motor
X103	N.A.	Motor (See Note 1)
X103A	12-100187-011	Key (Cut to Length)
X103B	12-400081-000	Motor Pulley 5.25" O.D. ("A")
	12-750392-000	Motor Pulley 6.31" O.D. (Early "A") (See Note 3)
	12-402081-000	Motor Pulley 7.75" O.D. ("A-2", 60 cycle)
	12-752392-000	Motor Pulley 9.35" O.D. ("A-2", 50 cycle)
	12-502410-000	Motor Pulley 6.80" O.D. (Jet Back)
X103C	11-101164-000	Set Screw (2 req'd)
X104	12-862077-000	Adaptor Kit (See Note 1)
X105	12-860568-000	Adaptor Kit (See Note 2)
1.	11-001264-000	Hex Hd. Bolt (5/16-18 X 1")
2.	11-195015-000	Lockwasher (5/16)
3.	11-125102-000	Hex Nut (5/16)
4.	12-752056-002	Thermal Overload (See Note 4)
5.	12-752056-003	Stationary Switch (See Note 4)
6.	12-752056-004	Centrifugal Governor (See Note 5)
	12-752056-007	Centrifugal Governor (See Note 6)

INDEX NO.	PART NO.	DESCRIPTION
7.	11-696214-000	Capacitor (See Note 5)
	11-696217-000	Capacitor (See Note 6)
8.	11-430015-000	Ball Bearing (Front)
9.	11-430047-000	Ball Bearing (Rear)

Conductor cord is 3 wire, 14 gauge, 600V insulated, type "SO" service cord. Purchase locally.

NOTE 1: The motor illustrated X103 is no longer available. If the motor you need to replace is the style X103, please order the adapter kit 12-862077 along with the motor (X102).

NOTE 2: If mounting domestic motor on Japanese made motor mount, order 12-860568 Kit.

NOTE 3: 12-750392 no longer available. Order 12-502410.

NOTE 4: For Howell Motor Models 51-V9-6858 and 51-V9-6858-01

NOTE 5: For Howell Motor Model 51-V9-6858 only.

NOTE 6: For Howell Motor Model 51-V9-6858-01 only.

INDEX NO.	PART NO.	DESCRIPTION	NOTE
X104	12-750246-000	Wire Channel (For Machines Ser. No. 18812 and Up)	
X104A	12-750244-000	Wire Channel (For Machines Prior to Ser. No. 18812)	
X105	12-750051-000	Cover (For Machines Ser. No. 18812 and Up)	
X105A	12-750250-000	Cover (For Machines Prior to Ser. No. 18812)	
X106	11-679302-000	Twist Lock	
X107	11-651003-000	Grommet	
X108	11-602101-000	Cord Grip	
	11-602002-000	Locknut	
X109	Obsolete	Micro Switch	
X110	12-750060-000	Cover	
X111	12-860205-000	Switch Assembly (See Note 1) (See Note 3)	
X112	12-860206-000	Micro Switch (w/Black Cap) (See Note 2) (See Note 4)	
X113	12-750058-000	Rec. Cover (5 Req'd.)	
X114	11-679304-000	Twist Lock	
X115	12-750061-000	Cover (For Machines Ser. No. 18812 and Up)	
X115A	12-750251-000	Cover (For Machines Prior to Ser. No. 18812)	
X116	11-679301-000	Twist Lock	
X117	12-750233-000	End Fitting (For Machines Ser. No. 18812 and Up)	
X118	11-651002-000	Grommet	
X119	12-750062-000	Cover (For Machines Prior to Ser. No. 18812)	
X119A	12-750235-000	Cover (For Machines Ser. No. 18812 and Up)	
X120	12-750054-000	Push-Button	
X121	Obsolete	Pilot Light	
X122	Obsolete	Bulb	
X122A	11-615503-000	Switch (For Machines 2700 and Up)	
X123	N. A.	Plate	
	11-616602-000	On-Off Plate	
	11-615501-000	Switch	
X124	12-750170-000	End Fitting	
X124A	11-107034-000	Machine Screw-Round Head	
X124B	12-100185-016	Spacer (2 Req'd)	
X124C	11-604013-000	Cable Clamp (5 Req'd)	
X124D	11-107107-000	Machine Screw (5 Req'd)	
X125	11-107024-000	Screw-Round Head	
X125A	11-195006-000	Lockwasher	
X125B	11-604014-000	Cable Clamp	
X126	12-860563-000	Micro Switch Assy (w/Yellow Cap)-for Turret & Deck Jam only-includes 12-700041 Spring (X127) (See Note 2)	
X127	12-700041-000	Spring	
X128	11-615005-000	Rubber Dust Seal	

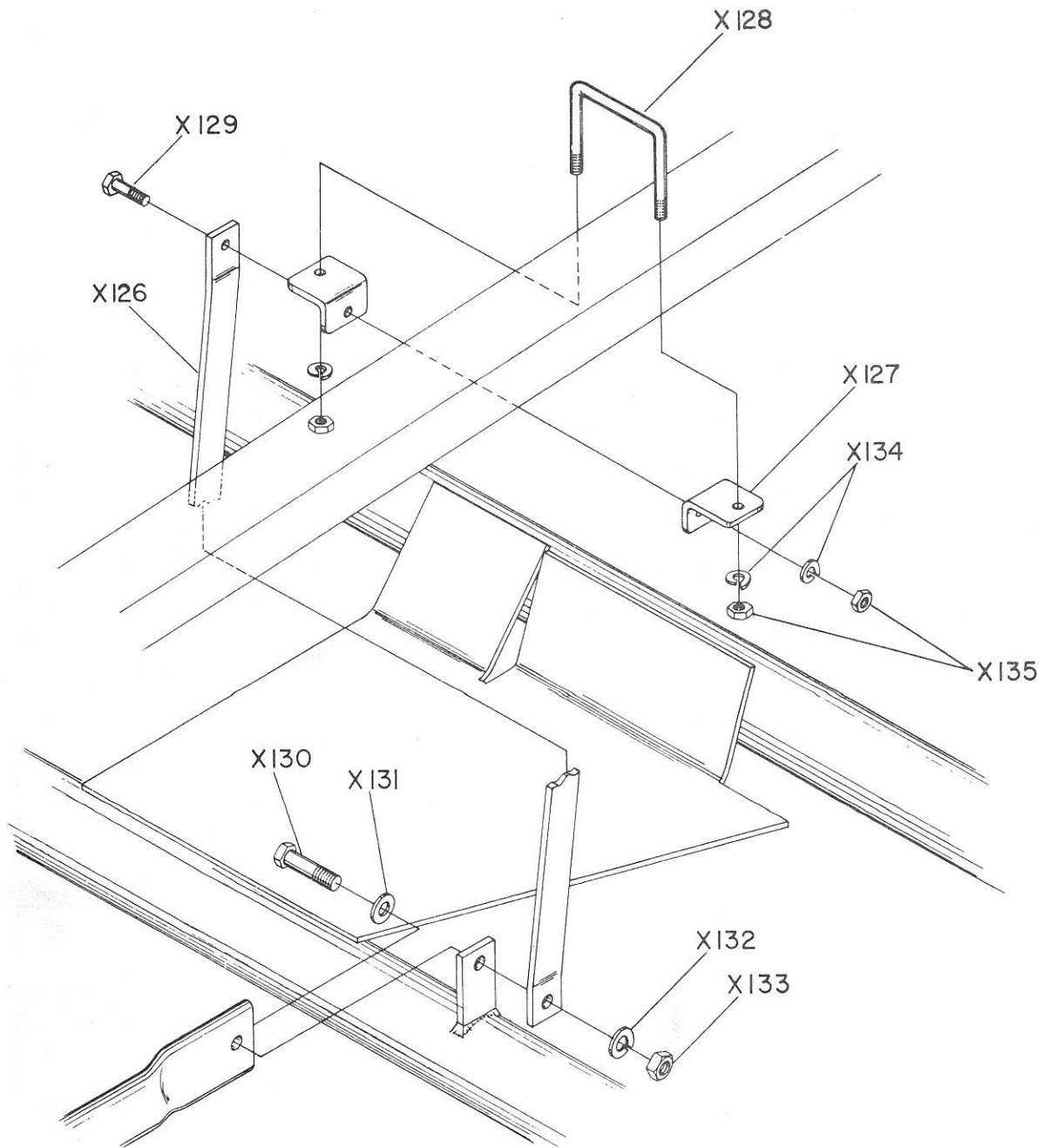
NOTE #1. For Complete
Microswitch Repair
Kit, order 12-860668

NOTE #2. For Complete
Microswitch Repair
Kit, order 12-860667

NOTE #3. For Replacement
Switch only, order
11-615053

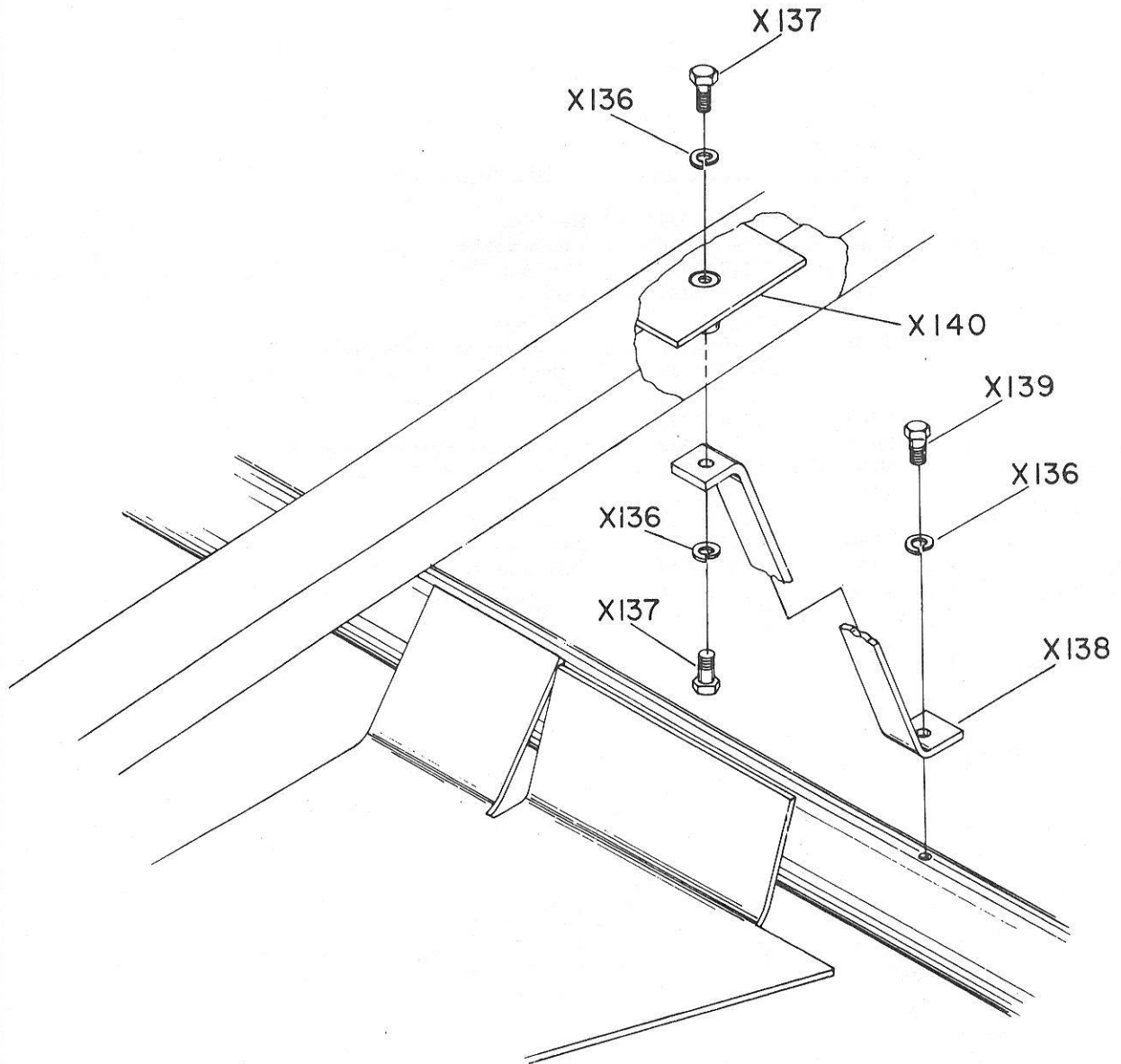
NOTE #4. For Replacement
Switch only, order
11-615052

For Machines Equipped With U.S.
Manufactured Electrical Systems



<u>INDEX NO.</u>	<u>PART NO.</u>	<u>DESCRIPTION</u>
X126	12-750652	Channel Support
X127	12-750653	Channel Bracket (2 Req'd.)
X128	12-750654	"U" Bolt
X129	11-001264	Hex Head Bolt
X130	11-001508	Hex Head Bolt
X131	11-190018	Washer
X132	11-195018	Lockwasher
X133	11-125108	Hex Nut
X134	11-195015	Lockwasher (3 Req'd.)
X135	11-125102	Hex Nut (3 Req'd.)

CHANNEL SUPPORT ASSEMBLY 12-862326
 (FOR MACHINES PRIOR TO SER. NO. 24000)

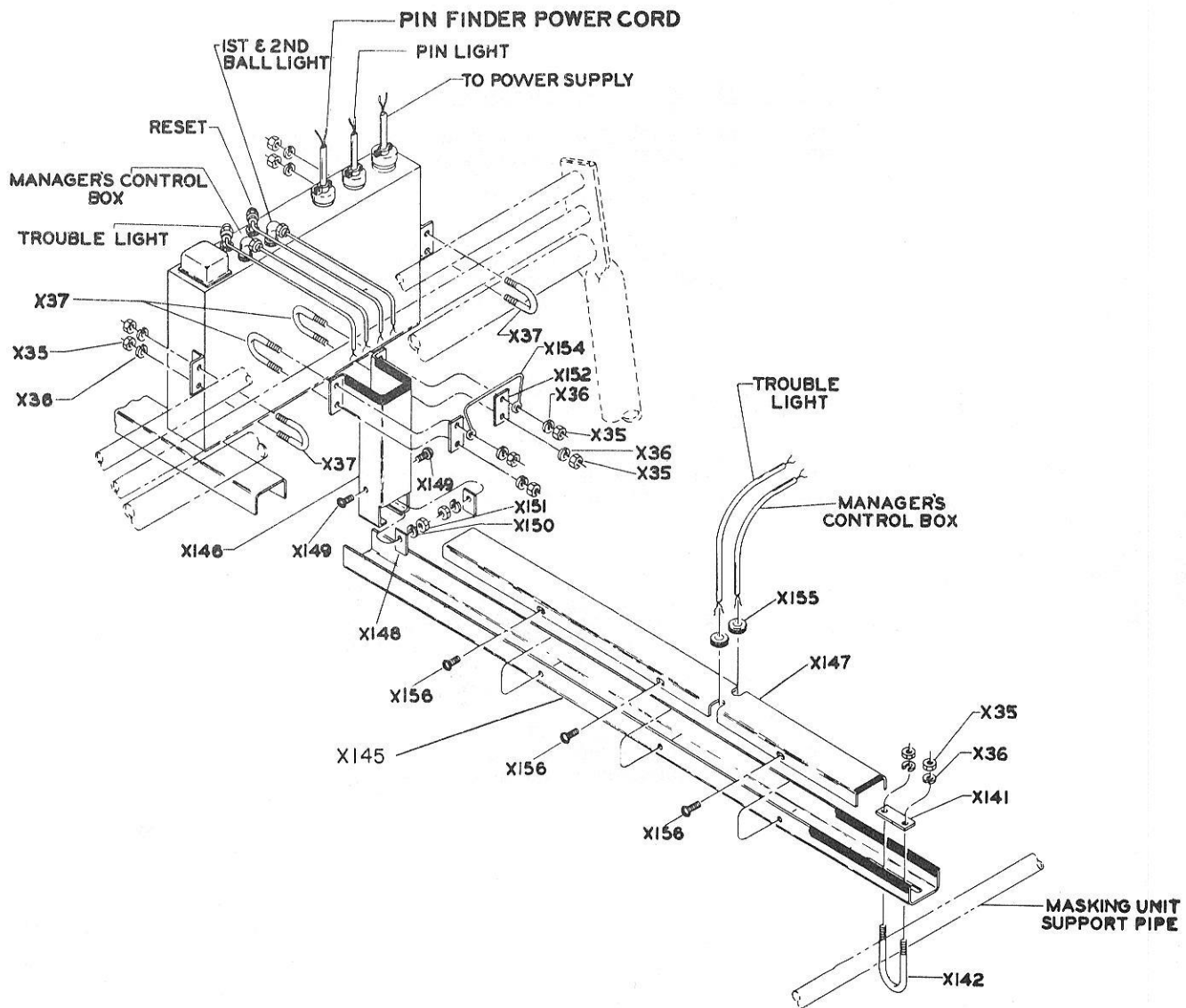


<u>INDEX NO.</u>	<u>PART NO.</u>	<u>DESCRIPTION</u>
X136	11-195015	Lockwasher (3 Req'd.)
X137	11-001263	Hex Head Bolt
X138	12-750245	Support
X139	11-001260	Hex Head Bolt
X140	12-750243	Plate & Spacer Assembly

CHANNEL SUPPORT ASSEMBLY
(FOR MACHINES SER. NO. 24000 UP)

<u>INDEX</u> <u>NO.</u>	<u>PART NO.</u>	<u>DESCRIPTION</u>
X35	11-125007	Hex Nut
X36	11-195014	Lockwasher
X37	12-750007	"U" Bolt
X141	12-750351	Plate
X142	12-750313	"U" Bolt
X145	12-750352	Wire Channel Assembly
X146	12-750354	Wire Channel Bracket Assembly
X147	12-750355	Channel Cover Assembly
X148	12-750356	Channel Clip
X149	11-019002	Truss Head Screw (2 Req'd.)
X150	11-195010	Lockwasher (2 Req'd.)
X151	11-125004	Hex Nut
X152	12-750357	Plate (2 Req'd.)
X154	12-750704	Wire Guard
X155	11-651000	Grommet (2 Req'd.)
X156	11-019001	Truss Head Screw

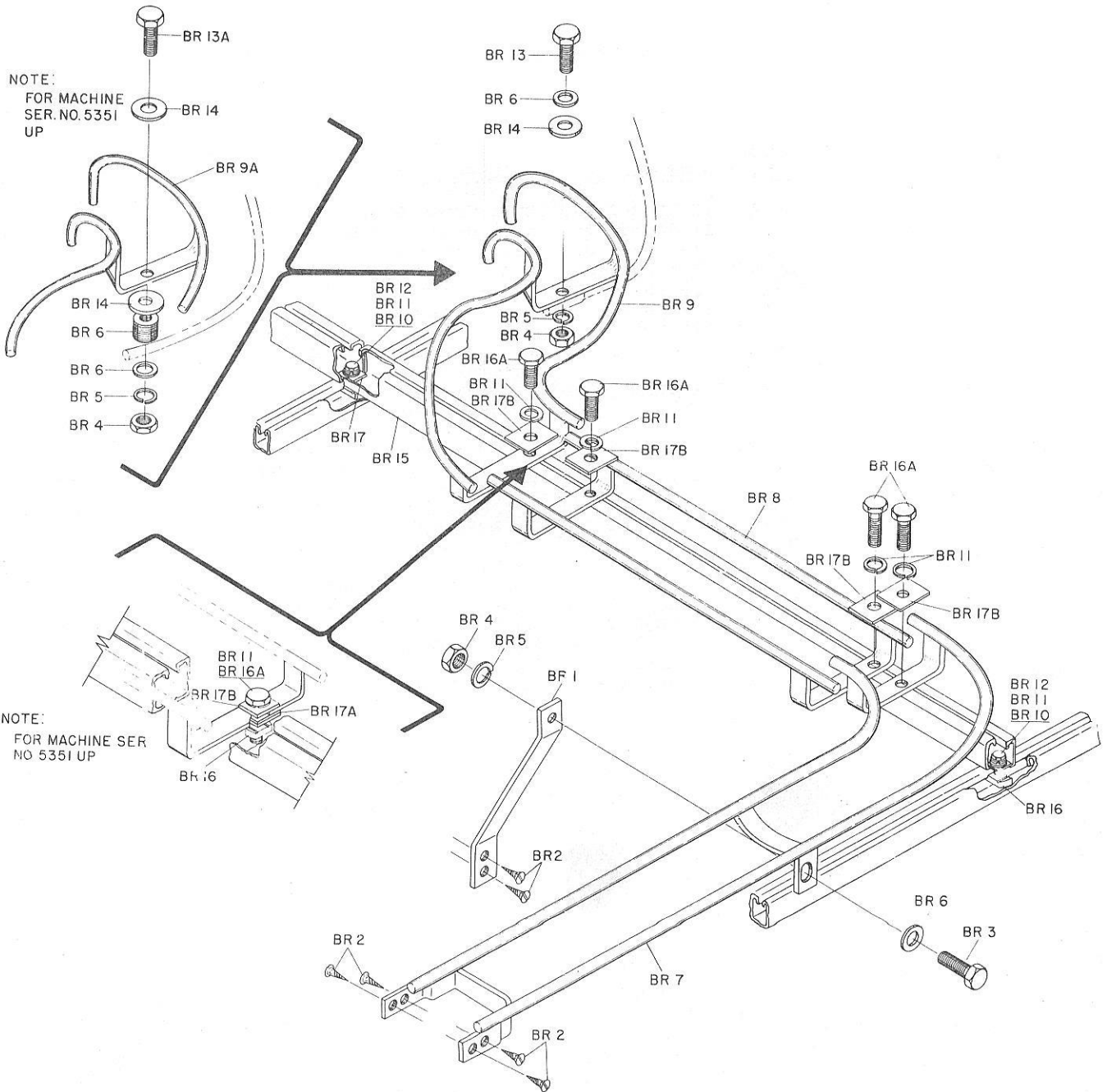
WIRE CHANNEL ASSEMBLY



WIRE CHANNEL ASSEMBLY

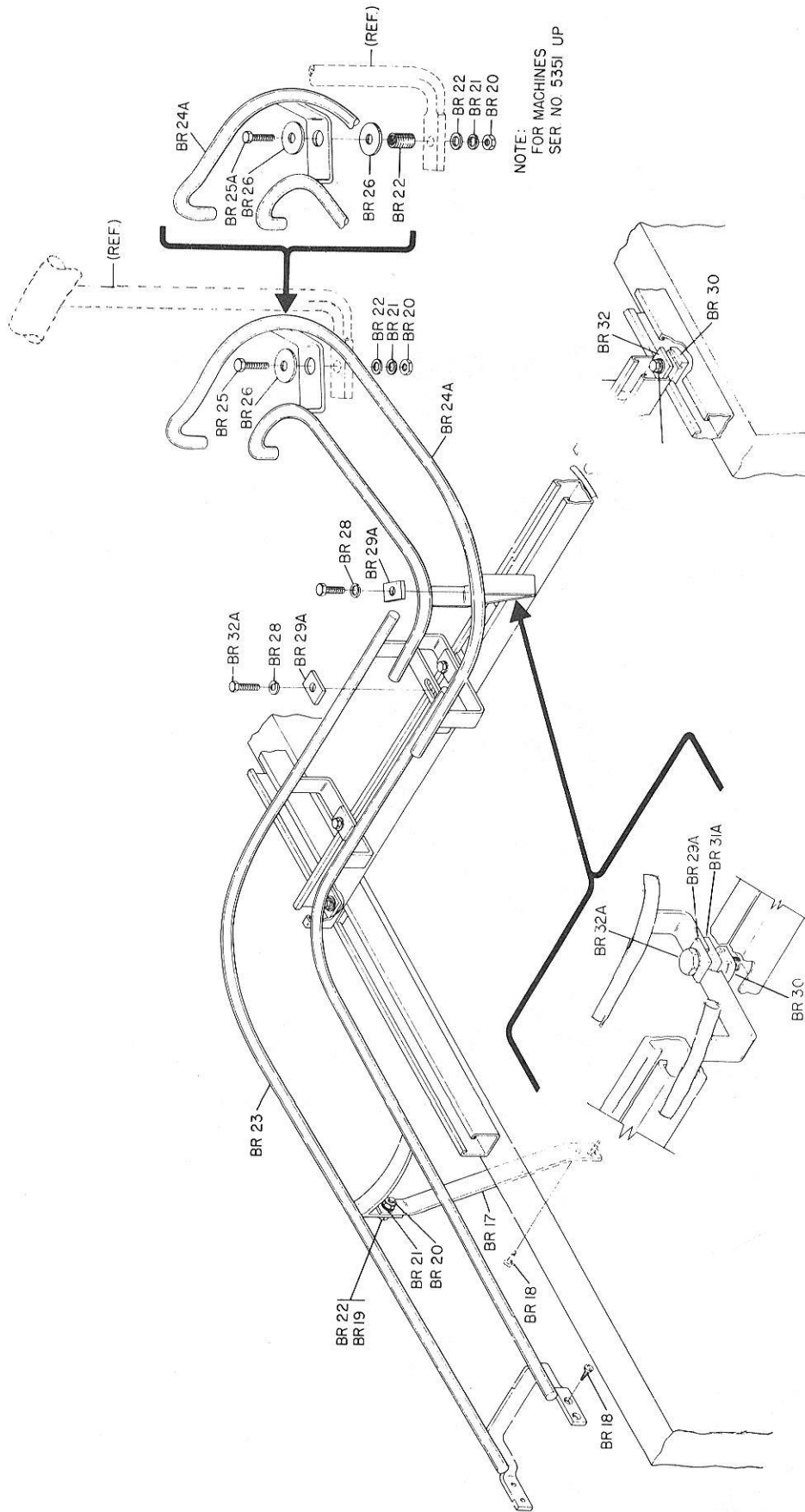
<u>INDEX</u> <u>NO.</u>	<u>PART NO.</u>	<u>DESCRIPTION</u>
BR1	12-550002-000	Ball Track Brace
BR2	11-040157-000	Wood Screw-F. Hd. (#14 X 1 1/2")
BR3	11-001264-000	Cap Screw-H. Hd. (5/16-18 X 1")
BR4	11-125102-000	Hex Nut (5/16-18)
BR5	11-195015-000	Lockwasher (5/16")
BR6	11-190012-000	Washer (5/16")
BR7	12-550030-000	Ball Track, 5th Section
BR8	12-500025-000	Ball Track, Center Section
BR9	N.A.	Ball Track, "S" Curve
BR9A	12-500054-000	Ball Track, "S" Curve
BR10	11-001184-000	Cap Screw-H. Hd. (1/4-20 X 1")
BR11	11-195014-000	Lockwasher (1/4")
BR12	11-190010-000	Washer (1/4")
BR13	11-001268-000	Cap Screw-H. Hd. (5/16-18 X 1 1/2")
BR13A	11-001275-000	Cap Screw-H. Hd. (5/16-18 X 2 3/4") For Machines #5351 & up)
BR14	12-500040-002	Washer (Special)
BR15	12-350108-000	Hook & Channel Assembly
BR16	11-180002-000	Unistrut Clamp Nut (6 Req'd)
BR16A	11-001186-000	Cap Screw-H. Hd. (1/4-20 X 1 1/4")
BR17	N.A.	Tie Plate
BR17A	12-500053-000	Washer
BR17B	12-500048-000	Washer

N.A. - Not Available



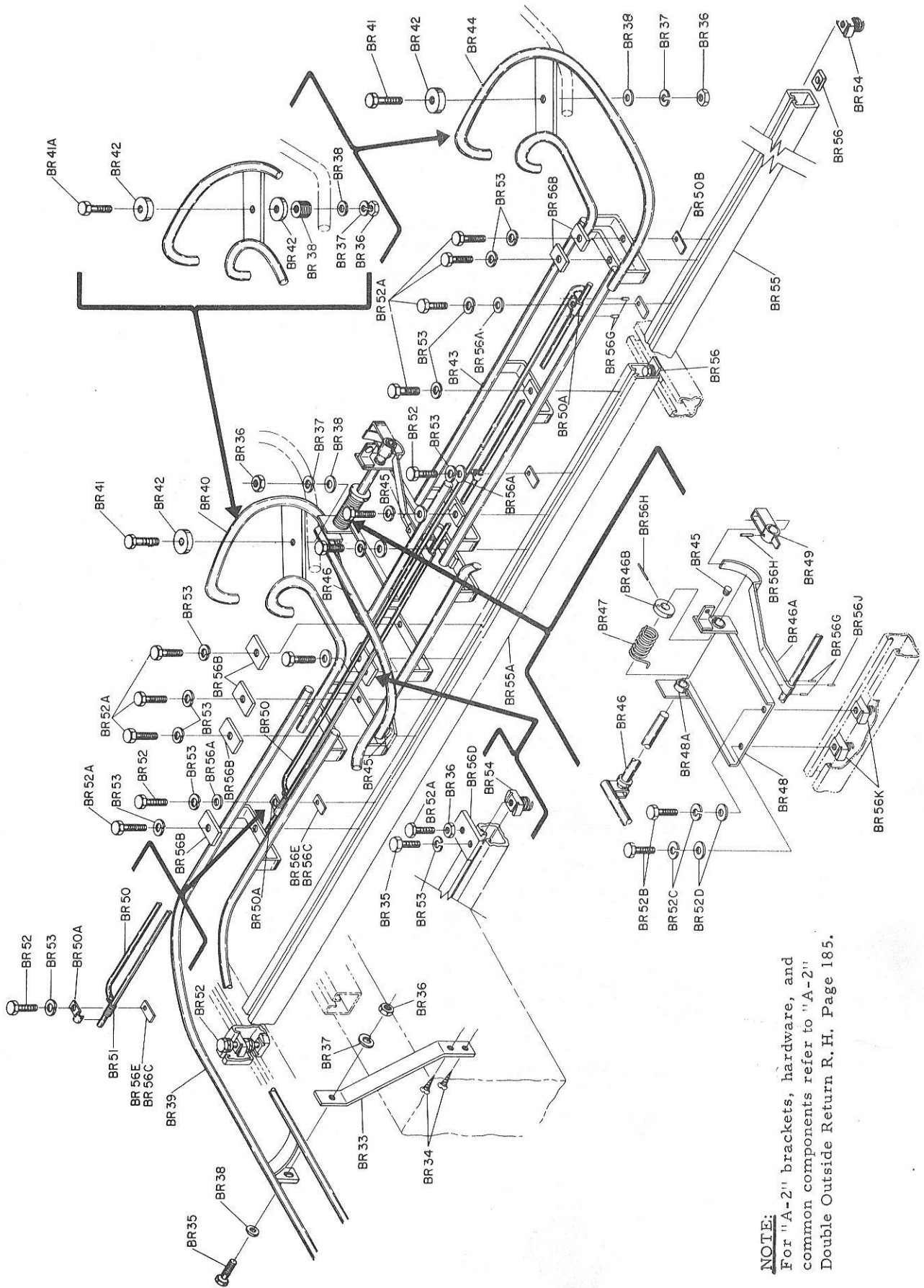
MODEL "A" PINSETTER
BALL RETURN SINGLE TRACK - R. H.

<u>INDEX</u> <u>NO.</u>	<u>PART NO.</u>	<u>DESCRIPTION</u>
BR17	12-550002-000	Ball Track Brace
BR18	11-040157-000	Flat Head Wood Screw
BR19	11-001264-000	Hex Head Bolt
BR20	11-125102-000	Hex Nut
BR21	11-195015-000	Lockwasher
BR22	11-190012-000	Plain Washer
BR23	12-600001-000	Ball Track, 4th Section
BR24A	12-700002-000	Ball Track "C" Curve Assembly
BR25	11-001268-000	Hex Head Bolt (For Ma- chines Prior to Ser. No. 4500)
BR25A	11-001275-000	Hex Head Bolt (For Ma- chines Ser. No. 4500 Up)
BR26	12-500040-002	Washer
BR27	11-001184-000	Hex Head Bolt
BR28	11-195014-000	Lockwasher
BR29	11-190010-000	Plain Washer
BR29A	12-500048-000	Washer
BR30	11-180002-000	Unistrut Clamp Nut
BR31	12-350108-000	Hook & Channel Assembly
BR31A	12-500053-000	Washer (1 Req'd) (For Machine Ser. No. 5751 Up)
BR32	N.A.	Tie Plate
BR32A	11-001186-000	Hex Head Bolt



MODEL "A" PINSETTER
BALL RETURN SINGLE TRACK - L. H.

<u>INDEX</u> <u>NO.</u>	<u>PART NO.</u>	<u>DESCRIPTION</u>
BR33	12-550002-000	Ball Track Brace
BR34	11-040157-000	Flat Head Wood Screw
BR35	11-001264-000	Hex Head Bolt
BR36	11-125102-000	Hex Nut
BR37	11-195015-000	Lockwasher
BR38	11-190012-000	Plain Washer
BR39	12-600001-000	Ball Track, 4th Section (For "A" Machines)
BR40	12-600030-000	Ball Track Switch Section
BR41	11-001268-000	Hex Head Bolt (For Ma- chines Prior to Ser. No. 5351)
BR41A	11-001275-000	Hex Head Bolt (For Ma- chines Ser. No. 5351 Up)
BR42	12-500040-002	Washer (Special)
BR43	12-600007-000	Straight Section
BR44	12-600027-000	Ball "C" Curve Assembly
BR45	11-650500-000	Bumper
BR46	12-600018-000	Switch Rod
BR46A	12-600026-000	Latch
BR46B	12-550017-000	Collar
BR47	12-550016-000	Spring
BR48	12-600023-000	Switch Bracket
BR48A	11-421033-000	Bearing (2 Req'd)
BR49	N.A.	Latch Assembly
BR50	12-600016-000	Ball Latch Rod
BR50A	12-500043-000	Bracket
BR50B	12-500053-000	Washer (As Req'd)
BR51	12-600036-000	Torsion Spring
BR52	11-001184-000	Hex Head Bolt
BR52A	11-001186-000	Hex Head Bolt
BR52B	11-001344-000	Hex Head Bolt
BR52C	11-195016-000	Lockwasher
BR52D	11-190014-000	Washer
BR53	11-195014-000	Lockwasher
BR54	11-180002-000	Unistrut Nut (16 Req'd)
BR55	12-350115-000	Hook & Channel Assembly
BR55A	12-350108-000	Hook & Channel Assembly
BR56	N.A.	Tie Plate
BR56A	11-190010-000	Washer
BR56B	12-500048-000	Washer (Special)
BR56C	12-500064-000	Plate (For Machines Ser. No. 8529 Up)
BR56D	12-600034-000	Block
BR56E	Obsolete	Plate (For Machines Prior to Ser. No. 8529, Order BR56C & BR52)
BR56G	11-345160-000	Roll Pin
BR56H	11-345316-000	Roll Pin
BR56J	11-345312-000	Roll Pin
BR56K	11-180004-000	Unistrut Nut



MODEL "A" PINSETTER
BALL RETURN DOUBLE TRACK - L. H.

NOTE:
For "A-2" brackets, hardware, and
common components refer to "A-2"
Double Outside Return R.H. Page 185.

<u>INDEX NO.</u>	<u>PART NO.</u>	<u>DESCRIPTION</u>
BR57	12-550002-000	Ball Track Brace
BR58	11-040157-000	Flat Head Wood Screw
BR59	11-001264-000	Hex Head Bolt
BR59A	11-001186-000	Hex Head Bolt
BR60	11-125102-000	Hex Nut
BR60A	12-600034-000	Block
BR61	11-195015-000	Lockwasher
BR61A	11-345316-000	Roll Pin
BR61B	11-345312-000	Roll Pin
BR61C	11-345160-000	Roll Pin
BR62	11-190012-000	Plain Washer
BR63	12-550030-000	Ball Track, 5th Section
BR64	12-550007-000	Ball Track, 4th Section
BR65	12-550036-000	Ball Track Switch Section
BR66	11-001270-000	Hex Head Bolt (For Machines Prior to Ser. No. 5351)
BR66A	11-001275-000	Hex Head Bolt (For Machines Ser. No. 5351 Up)
BR67	12-500040-002	Washer (Special)
BR68	11-421033-000	Bearing (2 Req'd)
BR69	12-550014-000	Ball Track, 2nd Section
BR70	11-650500-000	Grommet Type Bumper
BR71	N.A.	Switch Rod Assembly
BR72	12-550016-000	Switch Spring
BR73	N.A.	Latch Assembly
BR74	12-550026-000	Ball Latch Rod
BR75	N.A.	Tie Plate
BR76	11-001184-000	Hex Head Bolt
BR76B	12-500043-000	Bracket
BR76C	Obsolete	Plate (For Machines Prior to Ser. No. 8529) (Order BR76D & BR76)
BR76D	12-500064-000	Plate (For Machines Ser. No. 8529 Up)
BR77	11-195014-000	Lockwasher
BR77A	11-190010-000	Plain Washer
BR78	11-180002-000	Unistrut Clamp Nut
BR79	12-350115-000	Hook & Channel Assembly
BR79A	12-350108-000	Hook & Channel Assembly
BR79B	12-500054-000	Ball Track "S" Curve Assembly
BR80	12-550015-000	Torsion Spring
BR80A	12-500053-000	Washer (Special) (For Machines Ser. No. 5351 Up)
BR80B	12-500048-000	Washer (Special)
BR80E	12-550001-000	Latch
BR80F	12-550017-000	Collar
BR80G	12-550018-000	Switch Bracket Assembly
BR80H	11-001344-000	Hex Head Bolt
BR80J	11-180004-000	Unistrut Clamp Nut
BR80K	11-190014-000	Plain Washer

<u>INDEX NO.</u>	<u>PART NO.</u>	<u>DESCRIPTION</u>	<u>INDEX NO.</u>	<u>PART NO.</u>	<u>DESCRIPTION</u>
BR57	12-550002-000	Ball Track Brace	BR80A	12-500053-000	Washer (Special) (**)
BR58	11-040157-000	Wood Screw-F. Hd.	BR80B	12-500048-000	Washer (Special)
BR59	11-001264-000	Hex Head Bolt	BR80E	12-550001-000	Latch
BR59A	11-001186-000	Hex Head Bolt	BR80F	12-550017-000	Collar
BR60	11-125102-000	Hex Nut	BR80G	12-550018-000	Switch Bracket Assembly
BR60A	12-600034-000	Block	BR80H	11-001344-000	Hex Head Bolt
BR61	11-195015-000	Lockwasher	BR80J	11-180004-000	Unistrut Clamp Nut
BR61A	11-345316-000	Roll Pin	BR80K	11-190014-000	Plain Washer
BR61B	11-345312-000	Roll Pin	BR81	11-001272-000	Cap Screw-H. Hd.
BR61C	11-345160-000	Roll Pin	BR82	11-191012-000	Washer
BR62	11-190012-000	Plain Washer	BR83	12-602008-000	Bracket
BR63	12-550030-000	Ball Track-5th Section	BR84	11-001267-000	Cap Screw-H. Hd.
BR64	12-550007-000	Ball Track-4th Section	BR85	12-502139-000	Brace
BR65	12-550036-000	Switch Section R.H. Return	BR86	12-602009-000	Ball Track(For R.H. Return)
BR66	11-001270-000	Hex Head Bolt (*)	BR87	12-602012-000	Plate Assembly
BR66A	11-001275-000	Hex Head Bolt (**)	BR88	11-001346-000	Hex Head Bolt
BR67	12-500040-002	Washer (Special)	BR89	12-552102-000	Bracket Assembly
BR68	11-421033-000	Bearing (2 Req'd)	BR90	12-502155-000	Spacer
BR69	12-550014-000	Ball Track-2nd Section	BR91	11-230003-000	X-Washer
BR70	11-650500-000	Bumper	BR92	11-195016-000	Lockwasher
BR71	N.A.	Switch Rod Assembly	BR93	12-602007-000	Clamp
BR72	12-550016-000	Switch Spring	BR94	12-602006-000	Support
BR73	N.A.	Latch Assembly	BR95	11-001260-000	Cap Screw-H. Hd.
BR74	12-550026-000	Ball Latch Rod	BR96	11-190508-000	Washer
BR75	12-602014-000	Tie Plate	BR97	11-170007-000	Self-Locking Nut
BR76	11-001184-000	Hex Head Bolt	BR98	11-125202-000	Hex Jam Nut
BR76B	12-500043-000	Bracket	BR99	11-125104-000	Hex Nut
BR76C	Obsolete	Plate(***) (Order BR76D & BR76)	BR100	11-190512-000	Washer
BR76D	12-500064-000	Plate (****)	BR101	12-602015-000	Bracket
BR77	11-195014-000	Lockwasher	BR102	11-191014-000	Washer
BR77A	11-190010-000	Plain Washer	BR103	12-600027-000	C Track Assembly
BR78	11-180002-000	Unistrut Clamp Nut	BR104	12-600007-000	Straight Track
BR79	12-350113-006	Channel	BR105	12-600030-000	Switch Track Section
BR79A	12-350113-007	Channel	BR106	12-600018-000	Switch Rod
BR79B	12-500054-000	Ball Track "S" Curve Assembly (**)	BR107	12-602001-000	Track Assembly
BR80	12-550015-000	Torsion Spring			

(*) For machines prior to Serial No. 5351.
(**) For machines Serial No. 5351 Up.
(***) For machines prior to Serial No. 8529.
(****) For machines Serial No. 8529 Up.

INDEX NO.	PART NO.	DESCRIPTION
BR81A	11-345160-000	Roll Pin
BR83	11-125100-000	Hex Nut
BR84	11-195014-000	Lockwasher
BR85	Obsolete	Plate (For Machines Prior to Ser. No. 8529)
BR85A	12-500064-000	Plate (For Machines Ser. No. 8529 Up) (Order BR85A & BR88B)
BR86	12-500017-000	Center Track
BR87	11-190010-000	Plain Washer
BR88	11-001184-000	Hex Head Bolt
BR88B	11-001186-000	Hex Head Bolt
BR89	11-040155-000	Flat Head Wood Screw
BR90	12-500001-000	Ball Track Inter-Section
BR91	12-500025-000	Ball Track Center Section
BR92	12-500054-000	Ball Track "S" Curve
BR93	11-001268-000	Hex Head Bolt (For Machines Prior to Ser. No. 5351)
BR93A	11-001275-000	Hex Head Bolt (For Machines Ser. No. 5351 Up)
BR94	11-125102-000	Hex Nut
BR95	11-190012-000	Plain Washer
BR96	11-195015-000	Lockwasher
BR97	12-500040-002	Washer (Special)
BR97A	12-500048-000	Washer (Special)
BR97B	12-500053-000	Washer (2 Req'd) (For Machine Ser. No. 5351 Up)
BR98	12-500060-000	Ball Latch Rod Assembly
BR99	11-650500-000	Bumper
BR100	12-500013-000	Torsion Spring
BR101	N.A.	Ball Track "C" Curve Assembly

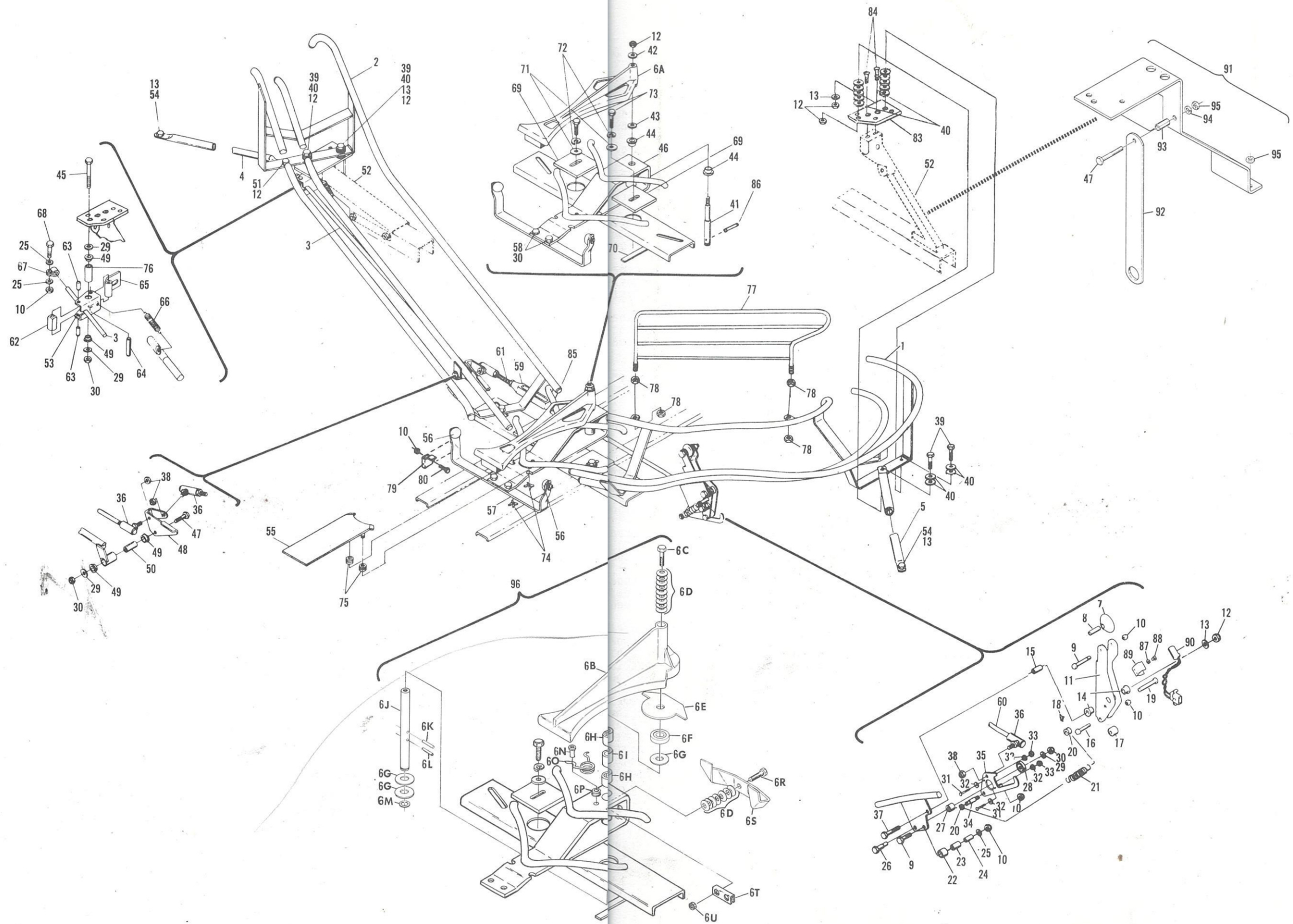
INDEX NO.	PART NO.	DESCRIPTION
BR101A	12-500049-000	Ball Track "C" Curve Assembly
BR102	12-500020-000	Ball Latch Rod Assembly
BR103	11-530017-000	Retaining Ring
BR104	12-500018-000	Tension Spring
BR105	12-500019-000	Spring Wheel
BR106	11-005092-000	Socket Head Bolt
BR107	11-125004-000	Hex Nut
BR108	11-421002-000	Bearing
BR109	11-195010-000	Lockwasher
BR110	12-500014-000	Ball Stop
BR110A	12-500062-000	Ball Stop Complete Assby
BR111	34-082132-000	Rubber Roller W/Bearing
BR112	11-001190-000	Hex Head Bolt
BR113	11-125200-000	Hex Jam Nut
BR114	10-386080-000	Spacer
BR115	12-350108-000	Hook & Channel Assembly
BR116	11-180002-000	Unistrut Nut
BR117	N.A.	Tie Plate
BR117A	12-500043-000	Bracket
BR117C	12-750536-000	Ball Deflector Assembly
BR117D	12-500045-000	Deflector
BR118	11-195006-000	Lockwasher (#6)
*BR119	11-013019-000	Screw
*BR120	53-100247-000	Mercury Switch (w/Plug)
*BR121	12-750332-091	Clip

* Used only on Model 'A' Conversions with Astroline Orbital Ball Returns. See Bowling Parts Catalog for selling price.

INDEX NO.	PART NO.	DESCRIPTION
1.	12-502105-000	Ball Track Assembly
2.	12-502115-000	Ball Track Assembly
3.	12-502142-000	Trip Rod
4.	12-502139-000	Track Brace-L.H.
5.	12-502140-000	Track Brace-R.H.
6A	12-502159-000	"Y" Switch (Metal)
6B	12-502192-000	"Y" Switch
6C	11-001950-000	Hex Head Cap Screw (Long-Lok)
6D	12-502194-000	Spring Washer (6 Extra Furnished)
6E	12-502199-000	Clutch Plate
6F	12-502195-000	Thrust Bearing
6G	10-190019-000	Washer Nylatron (2 extra provided)
6H	11-483017-000	Needle Bearings
6I	10-386239-000	Spacer
6J	12-502196-000	Pivot Shaft
6K	11-345264-000	Roll Pin
6L	11-345263-000	Roll Pin
6M	11-530024-000	Retaining Ring
6N	12-502198-000	Headed Spiral Pin
6O	12-502187-000	Torsion Spring
6P	12-150130-005	Spring Roller
6R	11-001267-000	Hex Head Cap Screw
6S	12-502183-000	Rear Stop
6T	12-350167-000	Nut Retainer
6U	11-170009-000	Locknut
7.	34-082132-000	Rubber Roller w/Bearing
8.	10-386080-000	Spacer
9.	11-001190-000	Cap Screw-H. Hd. (1/4-20 X 1 3/4")
10.	11-170007-000	Locknut (1/4-20)
11.	12-502138-000	Ball Stop Bracket
12.	11-170011-000	Locknut (3/8-16)
13.	11-191014-000	Washer (3/8")
14.	11-421111-000	Oilite Bearing-Flanged
15.	10-386076-000	Spacer
16.	11-001186-000	Cap Screw-H. Hd. (1/4-20 X 1 1/4")
17.	11-450303-000	Bearing (Cam Follower Type w/o Stud)
18.	11-230001-000	"X" Washer
19.	12-150158-017	"X" Washer Pin (1/8")
20.	10-376001-000	Spring Wheel
21.	12-502167-000	Tension Spring
22.	12-252090-000	Bumper
23.	12-250091-000	Bearing
24.	10-386078-000	Spacer
25.	11-190010-000	Washer (1/4")
26.	10-435501-000	Hex Shoulder Screw
27.	10-386082-000	Spacer
28.	11-430037-000	Bearing (Single Row-Radial)
29.	11-190012-000	Washer (5/16")
30.	11-170009-000	Locknut (5/16-18)
31.	11-107068-000	Machine Screw-R. Hd. (8-32 X 3/4")
32.	12-502145-000	Washer
33.	11-170004-000	Locknut (8-32)
34.	12-502137-000	Spring Post
35.	12-502136-000	Hook
36.	10-690001-000	Ball Joint Assembly
37.	11-001350-000	Cap Screw-H. Hd. (3/8-16 X 1 3/4")
38.	11-170010-000	Locknut (5/16-24)
39.	11-001355-000	Cap Screw-H. Hd. (3/8 -16 X 2 3/4")
40.	11-190522-000	Washer (13/32")
41.	12-502134-000	Shaft
42.	11-190014-000	Washer (3/8")
43.	11-190018-000	Washer (1/2")
44.	10-421901-000	Bearing-Flanged
45.	11-001276-000	Cap Screw-H. Hd. (5/16-18 X 3")

INDEX NO.	PART NO.	DESCRIPTION
46.	12-502100-000	Switch Track Assembly
47.	11-001272-000	Cap Screw-H. Hd. (5/16-18 X 2")
48.	12-502133-000	Ball Trip
49.	11-421110-000	Oilite Bearing-Flanged
50.	10-386077-000	Spacer
51.	11-001344-000	Cap Screw-H. Hd. (3/8-16 X 1")
52.	N.A.	Support (Order 12-862180)
53.	12-502150-000	Pivot Bracket
54.	11-001342-000	Cap Screw-H. Hd. (3/8-16 X 3/4")
55.	12-502328-000	Plate Assembly
56.	12-502154-000	Bumper
57.	12-502131-000	Switch Stop
58.	11-001264-000	Cap Screw-H. Hd. (5/16-18 X 1")
59.	11-599001-000	Turnbuckle
60.	12-502132-000	Rod
61.	12-502143-000	Rod
62.	12-502151-000	Block
63.	11-345408-000	Roll Pin
64.	11-345520-000	Roll Pin
65.	12-502152-000	Bracket
66.	12-502114-000	Tension Spring
67.	12-502153-000	Stop
68.	11-001185-000	Cap Screw- H. Hd. (1/4-20 X 1 1/8")
69.	12-502156-000	Plate
70.	12-502157-002	Shim (1/16" as req'd.)
	12-502157-003	Shim (1/8" as req'd.)
	12-502157-004	Shim (1/4" as req'd.)
71.	11-190514-000	Washer (13/32")
72.	11-195016-000	Lockwasher (3/8")
73.	11-001350-000	Cap Screw-H. Hd. (3/8-16 X 1 3/4")for use with 1/4" + shims.
	11-001348-000	Cap Screw-H. Hd. (3/8-16 X 1 1/2") for use with less than 1/4"shims.
74.	11-230003-000	"X" Washer (3/16")
75.	12-502155-000	Spacer
76.	10-386091-000	Spacer
77.	12-502162-000	Fence Assembly
78.	11-125104-000	Hex Nut (3/8-16)
79.	12-502166-000	Stop Bracket
80.	11-001183-000	Cap Screw-H. Hd. (1/4-20 X 7/8")
81.	11-001356-000	Cap Screw-H. Hd. (3/8-16 X 3")
83.	12-402436-000	Ball Track Mounting Plate
84.	11-008189-000	Cap Screw-F. Hd. Soc.
85.	11-125253-000	Hex Jam Nut-L.H. (5/16-24)
86.	11-354002-000	Groove Pin
87.	11-195006-000	Lockwasher (#6)
*88.	11-013020-000	Screw
*89.	53-100248-000	Clip
*90.	53-100247-000	Mercury Switch w/Plug
91.	12-862180-000	Support (Does not include Index 92)
92.	12-402425-000	Brace
93.	11-387264-002	Spacer
94.	11-195015-000	Lockwasher (5/16")
95.	11-125102-000	Hex Nut (5/16"-18)
96.	12-862570-000	"Y" Switch Conversion Kit

* Used only on Model "A-2" and Jet Back Conversions with Astrolite Orbital Ball Returns. See Bowling Catalog for selling price.



MODEL A-2 PINSETTER
CENTER BALL RETURN SYSTEM

<u>INDEX NO.</u>	<u>PART NO.</u>	<u>DESCRIPTION</u>	<u>INDEX NO.</u>
1.	12-802059-003	115/208/230V Motor 1/4H.P. 1725/1425 R.P.M. 50/60 Cycle	20. 21. 22.
	12-802059-004	115/208/230V Motor 1/2H.P. 3450/2850 R.P.M. 50/60 Cycle (See Note 1)	23. 24.
1A.	10-705043-002	Cooling Fan(See Note 3)	25.
1B.	10-705043-003	Fan Cover (See Note 3)	26.
2.	11-001263-000	Cap Screw-H. Hd. (5/16-18 X 7/8")	27. 28.
3.	11-191012-000	Washer (5/16")	29.
4.	11-170009-000	Locknut (5/16-18)	
5.	12-502308-000	Motor Plate	
6.	12-502332-000	Motor Pulley (2-23/32" O.D.) (1/2" Bore)	30.
	12-502550-000	Motor Pulley (2-23/32" O.D.) (5/8" Bore)	31.
	12-502351-000	Motor Pulley (1-11/16" O.D.) (1/2" Bore)	32. 33.
	12-502553-000	Motor Pulley (1-11/16" O.D.) (5/8" Bore)	34.
	12-502352-000	Motor Pulley (3-17/64" O.D.) (1/2" Bore)	35. 36A.
	12-502549-000	Motor Pulley (3-17/64" O.D.) (5/8" Bore)	
	12-502355-000	Motor Pulley (2-1/32" O.D.) (1/2" Bore)	36B.
	12-502551-000	Motor Pulley (2-1/32" O.D.) (5/8" Bore)	37. 38.
	12-502474-000	Motor Pulley (1-1/2" O.D.) (1/2" Bore)	39.
	12-502554-000	Motor Pulley (1-1/2" O.D.) (5/8" Bore)	39A
	12-502475-000	Motor Pulley (1-13/16" O.D.) (1/2" Bore)	40. 41.
7.	11-101242-000	Set Screw-Headless (3/8-16 X 3/8")	42. 43.
8.	10-635112-000	Belt(Use with 2-23/32) Motor Pulley)	44.
	10-635113-000	Belt(Use with 1-11/16 Motor Pulley)	
	10-635114-000	Belt(Use with 3-17/64 Motor Pulley)	45.
	10-635118-000	Belt(Use with 2-1/32 Motor Pulley)	46. 47.
	10-635124-000	Belt(Use with 1-1/2 Motor Pulley)	48.
	10-635125-000	Belt(Use with 1-13/16 Motor Pulley)	49. 50.
9.	11-190523-000	Shim (As Req'd)	51.
10.	11-132005-000	Hex Nut (3/8-16)	52.
11.	11-078034-000	Bolt-R. Hd. (3/8-16X1")	
12.	11-001690-000	Cap Screw-H. Hd. (5/8-11 X 8")	53. 54.
13.	11-190516-000	Washer	55.
14.	10-385515-000	Spacer	56.
15.	11-002129-000	Cap Screw-H. Hd. (3/8-16 X 2 1/4")	57. 58.
16.	11-002132-000	Cap Screw-H. Hd. (3/8-16 X 3")	59.
16A.	11-430013-000	Bearing (Single Row- Radial)	60. 61.
16B.	10-386071-000	Spacer	
17.	12-502354-000	Pulley Assembly	62.
18.	10-635111-000	Flat Belt	63.
19.	11-195016-000	Lockwasher (3/8")	

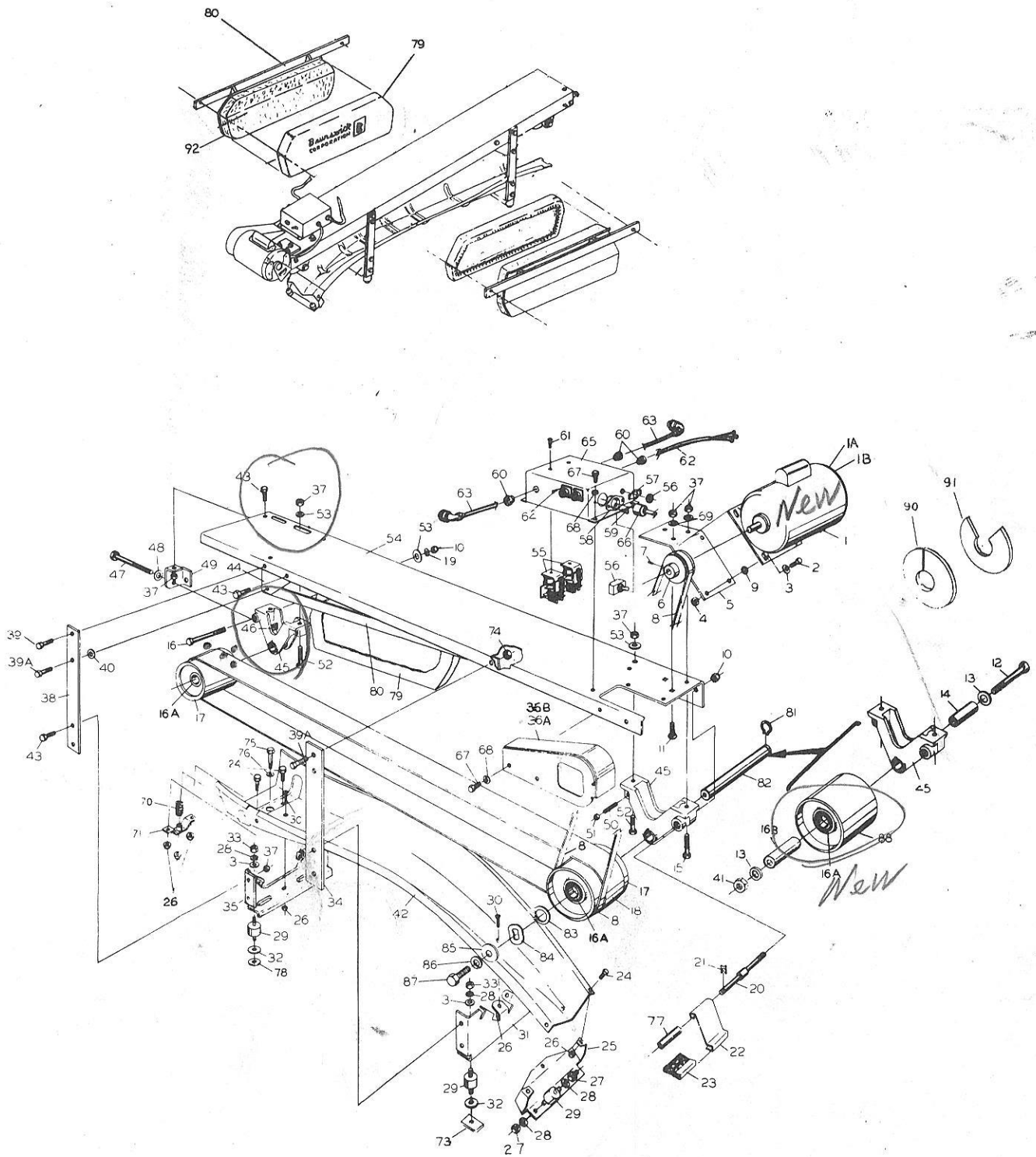
INDEX NO.	PART NO.	DESCRIPTION
I.P. 20.	12-502340-000	Brush Clip Shaft
21.	11-230002-000	"X" Washer (5/32")
22.	12-502318-000	Brush Clip
I.P. 23.	12-502319-000	Brush
24.	11-002001-000	Cap Screw-H. Hd. (1/4-20 X 5/8")
25.	12-502313-000	Front Support Bracket
26.	11-170007-000	Locknut (1/4-20)
27.	11-125009-000	Hex Nut (5/16-18)
28.	11-195015-000	Lockwasher (5/16")
29.	11-675000-000	Rubber Mount with 15/32 X 15/32" Studs.
	10-675001-000	Rubber Mount with 15/32 X 7/8" Studs
30.	11-007182-000	Cap Screw-F. Hd. (1/4-20 X 3/4")
31.	12-502305-000	Track Support
32.	11-190515-000	Washer (11/32")
33.	11-125202-000	Hex Jam Nut-R.H. (5/16-18)
34.	12-502311-000	Front Support Arm
35.	12-502304-000	Track Support
36A.	12-502338-000	Belt Shield (For A-2 Surface, Concealed Surface or Subway Returns)
36B.	12-502359-000	Belt Shield (For Model "A" Surface Return)
37.	11-170011-000	Locknut (3/8-16)
38.	12-502312-000	Rear Support Arm
39.	11-001346-000	Cap Screw-H. Hd. (3/8-16 X 1 1/4")
39A	11-001348-000	Cap Screw-H. Hd. (3/8-16 X 1 1/2")
40.	11-190514-000	Washer (13/32")
41.	11-170019-000	Locknut (5/8-11)
42.	12-502320-000	Ball Track
43.	11-001344-000	Cap Screw-H. Hd. (3/8-16 X 1")
44.	12-502309-000	Mounting Bracket (L.H. Shown)
	12-502310-000	Mounting Bracket (R.H. Opposite)
45.	12-502303-000	Pulley Support
46.	11-140105-000	Square Nut (1/2-13)
47.	10-002101-000	Cap Screw-H. Hd. (1/2-13 X 7 1/2")
48.	11-191018-000	Washer (1/2")
49.	12-502458-000	Adjusting Bracket
50.	11-102259-000	Set Screw
51.	11-125204-000	Hex Jam Nut-R.H. (3/8-16)
52.	11-002128-000	Cap Screw-H. Hd. (3/8-16 X 2")
53.	11-190522-000	Washer (13/32")
54.	12-502301-000	Accelerator Frame
55.	12-862830-000	Relay
56.	11-615502-000	Toggle Switch
57.	11-616601-000	Indicating Plate
58.	11-678601-000	Flush Base (Male)
59.	11-107024-000	Machine Screw- R. Hd. (6-32 X 3/8")
60.	11-611011-000	Relief Bushing
61.	11-017564-000	Screw & Lockwasher (8-32 X 3/8")
62.	10-750619-000	3-Conductor Service Cord
63.	12-502337-000	Cable Assembly

INDEX NO.	PART NO.	DESCRIPTION
64.	11-107003-000	Machine Screw-R. Hd. (4-40 X 5/16")
65.	12-502336-000	Control Box only
	12-502335-000	Control Box Complete
66.	11-679201-000	3 Wire Connector Body
67.	11-081007-000	Machine Screw-S.T. (1/4 X 3/8")
68.	11-195014-000	Lockwasher (1/4")
69.	11-191014-000	Washer (3/8")
70.	12-502331-000	Compression Spring
71.	12-502343-000	Spring Retainer
73.	12-502341-000	Channel Nut (4 Req'd)
74.	11-170011-000	Locknut (3/8-16)
75.	12-502345-000	Bumper Screw
76.	11-190010-000	Washer (1/4")
77.	12-502346-000	Bushing
78.	11-190527-000	Washer (1-1/4")
79.	12-862019-000	Duster Cloth (Pkg. of 6) (See Note 2)
80.	12-502419-000	Frame & Pad Assembly (L.H. Shown)
	12-502420-000	Frame & Pad Assembly (R.H. Opposite)
81.	11-530030-000	Retaining Ring
82.	12-502353-000	Shaft
83.	10-191557-000	Washer
84.	11-194046-000	Lockwasher (#1)
85.	10-191554-000	Washer
86.	11-196014-000	Hi-Collar Lockwasher (5/16")
87.	11-002092-000	Cap Screw-H. Hd. (5/16-24 X 3/4")
88.	12-502349-000	Pulley/Bearing/Spacer Assembly
90.	12-502357-000	Filter-Westinghouse
91.	12-502356-000	Filter- G.E.
92.	12-502424-000	Duster Pad

NOTE 1: Replacement 3450/2850 RPM motors have a 5/8" shaft. When ordering a new motor, also order the appropriate 5/8" bore pulley.

NOTE 2: By ordering one each 12-862019, you will receive the package of six (6).

NOTE 3: For 12-802059-004 Motor



<u>INDEX NO.</u>	<u>PART NO.</u>	<u>DESCRIPTION</u>
P1	11-125011-000	Hex Nut (3/8-16)
P2	11-195016-000	Lockwasher (3/8")
P3	11-190514-000	Washer (13/32")
P4	12-750126-000	Step Bolt
	11-072073-000	Step Bolt (Jet Back Sur- face Converted System)
P5	12-750168-002	Upper Catwalk Board (Center Returns)
P6	12-750168-003	Upper Catwalk Board (Outside Returns)
P7	11-001345-000	Cap Screw-H. Hd. (3/8-16 X 1 1/8")
P8	12-750161-000	Bracket
	12-502431-000	Bracket (Jet Back Surface Converted System)
P9	11-001188-000	Cap Screw-H. Hd. (1/4-20 X 1 1/2")
P10	11-195014-000	Lockwasher (1/4")
P11	11-190010-000	Washer (1/4")
P12	N.A.	Lower Catwalk Board (Center Returns) (For Machines Prior to 90,000) (19" X 9 1/2")
	N.A.	Lower Catwalk Board (Center Returns) (For Machines 90,000 Up) (13 3/8" X 7 7/8")
P13	12-750169-003	Lower Catwalk Board (Outside Returns)
P14	11-180002-000	Unistrut Clamping Nut

INDEX NO.	PART NO.	DESCRIPTION	INDEX NO.	PART NO.	DESCRIPTION	INDEX NO.	PART NO.	DESCRIPTION
1.	12-802059-003	115/208/230V Motor 1/4H.P.	20.	12-502340-000	Brush Clutch Shaft	64.	11-107003-000	Machine Screw-R. Hd. 3/8" x 1 1/2"
	12-802059-004	115/208/230V Motor 1/2H.P.	21.	12-502341-000	" " Washer (5/32")	65.	12-502336-000	Control Box Only
1A.	10-705043-002	Cooling Fan (See Note 3)	22.	12-502318-000	Brush-Clutch	66.	11-692021-000	3 Wire Connector Body
1B.	10-705043-003	Fan Cover (See Note 3)	23.	12-502319-000	Cap Screw-H. Hd.	67.	11-081007-000	Machine Screw-S.T. (1/4" x 3/8")
2.	11-001263-000	Cap Screw-H. Hd. (5/16-18 x 7/8")	24.	11-002001-000	Cap Screw-H. Hd. (1/4-20 x 5/8")	68.	11-195014-000	Lockwasher (1/4")
3.	11-191012-000	Washer (5/16")	25.	12-502313-000	Front Support Bracket	69.	11-191014-000	Washer (3/8")
4.	11-170009-000	Locknut (5/16-18)	26.	11-170007-000	Locknut (1/4-20)	70.	12-502333-000	Compression Spring
5.	12-502308-000	Motor Pulley	27*	11-125009-000	Hex Nut (5/16-18)	71.	12-502343-000	Sprung Retainer
6.	12-502352-000	Motor Pulley (2-23/32")	28.	11-195015-000	Lockwasher (5/16")	73.	12-502341-000	Channel Nut (4 Req'd)
	12-502351-000	Motor Pulley (5/8" Bore)	29.	11-675000-000	Rubber Mount with 15/32 x 15/32" Studs	74.	11-170011-000	Locknut (3/8-16)
	12-502553-000	Motor Pulley (1-11/16")	30.	11-007182-000	Cap Screw-F. Hd. (1/4-20 x 3/4")	75.	12-502345-000	Bumper Screw
	12-502551-000	Motor Pulley (2-1/32")	31.	12-502305-000	Track Support	76.	11-190010-000	Bushing (1/4")
	12-502474-000	Motor Pulley (1-1/2")	32.	11-190515-000	Washer (11/32")	77.	11-190527-000	Duster (1-1/4")
	12-502549-000	Motor Pulley (3-1/4")	33.	11-125202-000	Hex Nut-R.H.	78.	11-190527-000	Duster Cloth (Qty. of 6)
	12-502552-000	Motor Pulley (3-1/4")	34.	12-502311-000	Front Support Arm	80.	12-502419-000	Frame & Pad Assembly (L.H. Shown)
	12-502555-000	Motor Pulley (2-1/32")	35.	12-502304-000	Track Support		12-502420-000	Frame & Pad Assembly (R.H. Opposite)
	12-502551-000	Motor Pulley (2-1/32")	36A.	12-502338-000	Hex Nut-R.H.	81.	11-530030-000	Retaining Ring
	12-502474-000	Motor Pulley (3-1/4")	36B.	12-502359-000	Surfice, Concealed Sur- face or Subway Returns	82.	12-502253-000	Washer
	12-502554-000	Motor Pulley (1-1/2")	37.	11-170011-000	Belt Shield (for Model A)	83.	10-191557-000	Washer
	12-502475-000	Motor Pulley (2-1/32")	38.	12-502312-000	Locknut (3/8-16)	84.	11-191554-000	Lockwasher (11)
7.	11-101242-000	Set Screw-Headless (3/8-16 x 3/8")	39.	11-001346-000	Rear Support Arm	85.	10-191554-000	Lockwasher (11)
	12-502475-000	Motor Pulley (1-13/16")	39A	11-001348-000	Cap Screw-H. Hd. (3/8-16 x 1 1/4")	87.	11-002092-000	Cap Screw-H. Hd. (3/8-16 x 3/4")
	12-502551-000	Motor Pulley (1-13/16")	40.	11-190414-000	Locknut (15/8-11)	88.	12-502349-000	Pulley/Bearing/Spacer
	12-502474-000	Motor Pulley (3-1/4")	41.	11-170019-000	Locknut (15/8-11)	90.	12-502357-000	Filem/Impinghouse
8.	10-635112-000	Belt (Use with 2-23/32")	42.	12-502320-000	Belt Track (15/8-11)	91.	12-502356-000	Filter-G.F.
	10-635114-000	Belt (Use with 1-11/16")	43.	11-001344-000	Cap Screw-H. Hd. (3/8-16 x 1")	92.	12-502424-000	Duster Pad
	10-635118-000	Belt (Use with 2-1/32")	44.	12-502309-000	Mounting Bracket (L.H. Shown)			
	10-635124-000	Belt (Use with 1-1/2")						
	10-635125-000	Belt (Use with 1-13/16")						
9.	11-190523-000	Motor Pulley						
10.	11-132023-000	Shim (As Req'd)						
11.	11-078923-000	Hex Nut (3/8-16)						
12.	11-001690-000	Cap Screw-H. Hd. (5/8-11 x 8")						
13.	11-190516-000	Washer						
14.	10-385515-000	Spacer						
15.	11-0002129-000	Cap Screw-H. Hd. (3/8-16 x 2 1/4")						
16.	11-0002132-000	Cap Screw-H. Hd. (3/8-16 x 3")						
16A.	11-430013-000	Bearing (Single Row-Radiat)	60.	11-611011-000	Ball Bearing			
16B.	10-386071-000	Spacer	61.	11-017564-000	Screw & Lockwasher (8-32 x 3/8")			
17.	12-502354-000	Pulley Assembly	62.	10-750619-000	3-Conductor Service Cord			
18.	10-635111-000	Flat Belt	63.	12-502337-000	Cable Assembly			
19.	11-195016-000	Lockwasher (3/8")						

BALL ACCELERATOR

NOTE 1: Replacement 3450/2850 RPM motors have a 5/8" shaft. When ordering a new motor, also order the appropriate 5/8" bore pulley.

NOTE 2: By ordering one each 12-662019, you will receive the package of six (6).

NOTE 3: For 12-802059-004 Motor

INDEX NO. PART NO. DESCRIPTION

64. 11-107003-000 Machine Screw-R. Hd. 3/8" x 1 1/2"

65. 12-502336-000 Control Box Only

66. 11-692021-000 3 Wire Connector Body

67. 11-081007-000 Machine Screw-S.T. (1/4" x 3/8")

68. 11-195014-000 Lockwasher (1/4")

69. 11-191014-000 Washer (3/8")

70. 12-502333-000 Compression Spring

71. 12-502343-000 Sprung Retainer

73. 12-502341-000 Channel Nut (4 Req'd)

74. 11-170011-000 Locknut (3/8-16)

75. 12-502345-000 Bumper Screw

76. 11-190010-000 Bushing (1/4")

77. 11-190527-000 Duster (1-1/4")

78. 11-190527-000 Duster Cloth (Qty. of 6)

80. 12-502419-000 Frame & Pad Assembly (L.H. Shown)

81. 11-530030-000 Retaining Ring

82. 12-502253-000 Washer

83. 10-191557-000 Washer

84. 11-191554-000 Lockwasher (11)

85. 10-191554-000 Lockwasher (11)

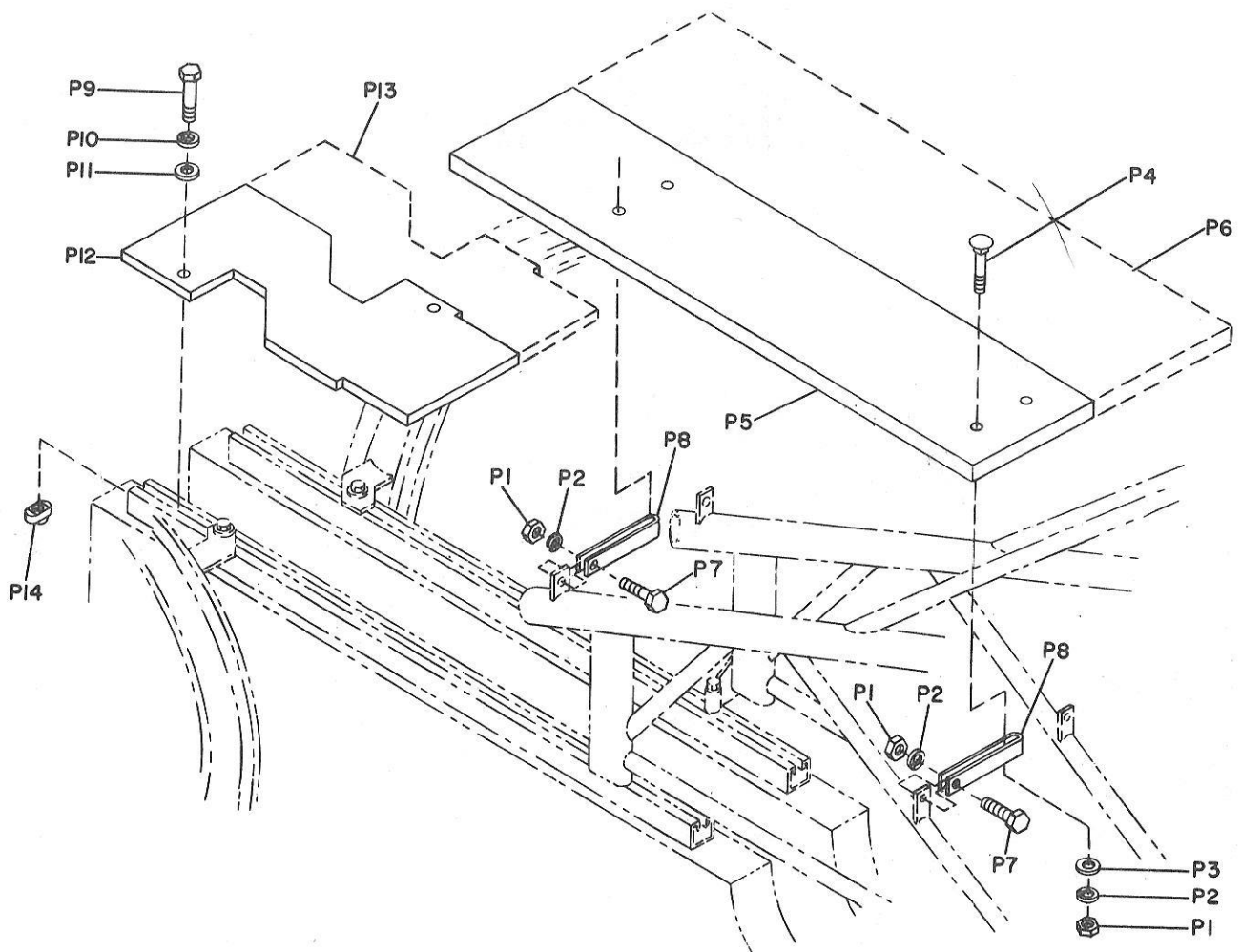
87. 11-002092-000 Cap Screw-H. Hd. (3/8-16 x 3/4")

88. 12-502349-000 Pulley/Bearing/Spacer

90. 12-502357-000 Filem/Impinghouse

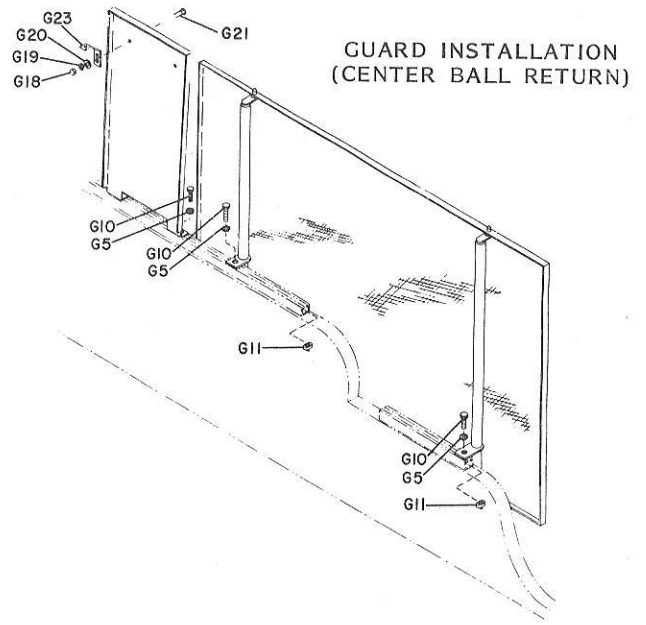
91. 12-502356-000 Filter-G.F.

92. 12-502424-000 Duster Pad

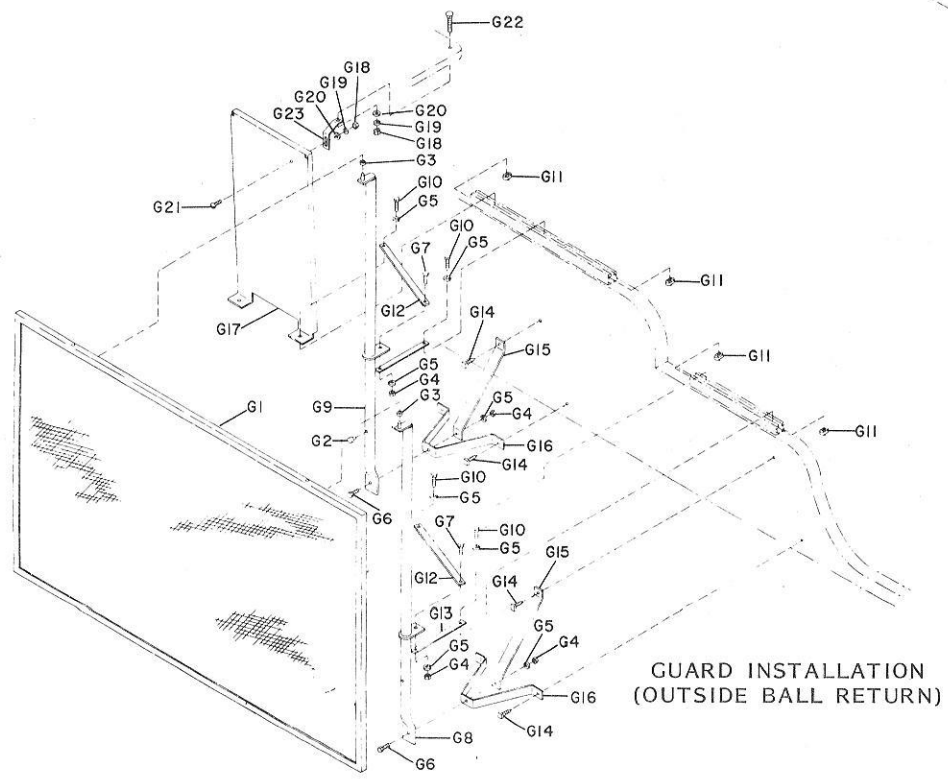


PLATFORM ASSEMBLY

<u>INDEX NO.</u>	<u>PART NO.</u>	<u>DESCRIPTION</u>
G1	12-700822-000	Guard Large
G2	11-650002-000	Bumper
G3	12-750526-000	Washer
G4	11-125104-000	Hex Nut
G5	11-195016-000	Lockwasher
G6	11-001348-000	Hex Head Bolt
G7	11-001345-000	Hex Head Bolt
G8	12-750524-000	Tube Assembly
G9	12-750525-000	Tube Assembly
G10	11-001346-000	Hex Head Bolt
G11	11-180004-000	Clamping Nut
G12	12-750532-002	Strap
G13	12-750532-003	Strap
G14	11-070062-000	Lag Screw
G15	12-750531-000	Brace
G16	Obsolete	Bracket
G17	12-750523-000	Guard Small
G18	11-125100-000	Hex Nut
G19	11-195014-000	Lockwasher
G20	11-190010-000	Plain Washer
G21	11-017287-000	Round Head Rec. Screw and Ext. Tooth Washer Assembly
G22	11-072021-000	Step Bolt
G23	N.A.	Bracket (Order 12-700804- See Page 196, Index 13)



GUARD INSTALLATION
(CENTER BALL RETURN)

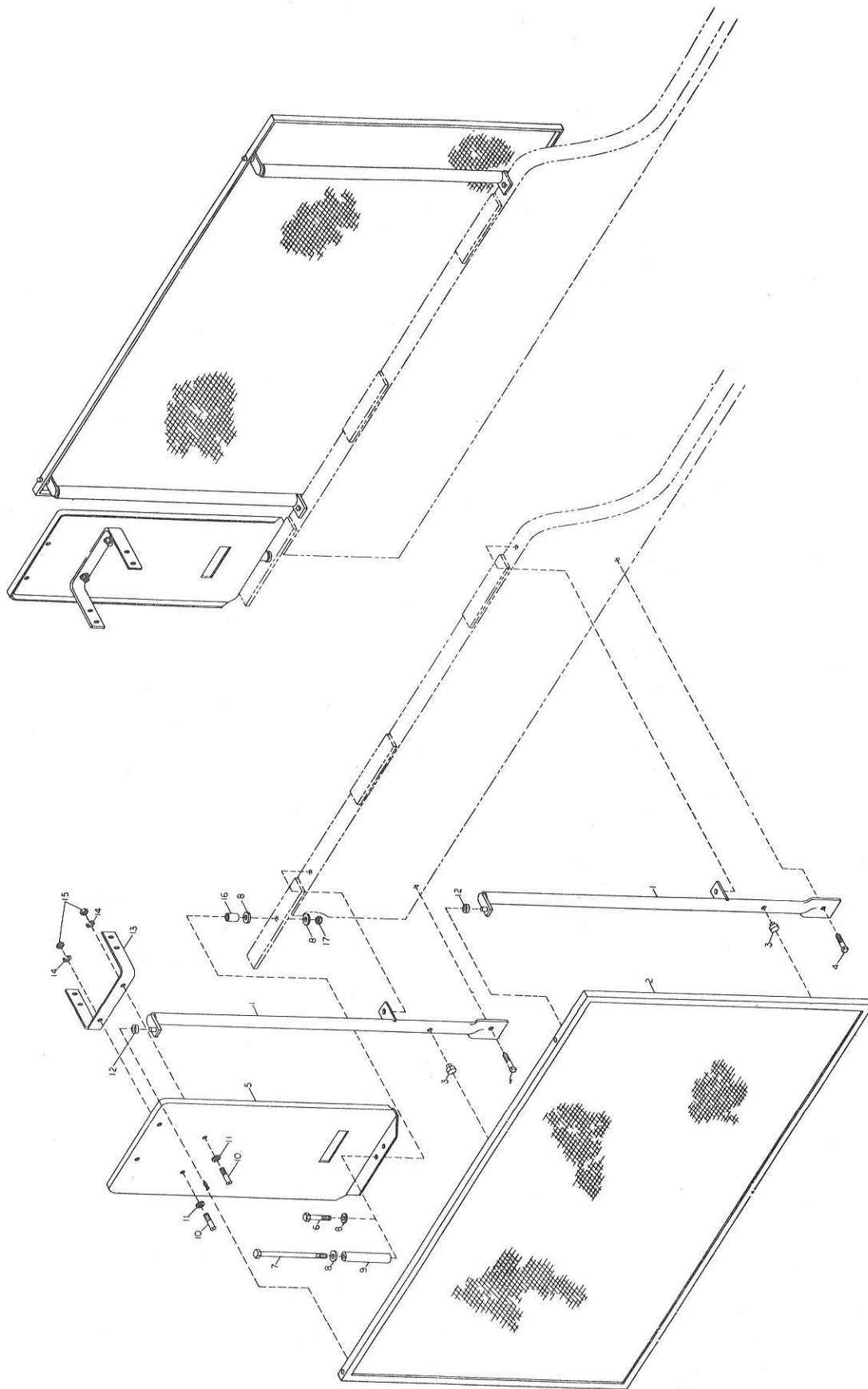


GUARD INSTALLATION
(OUTSIDE BALL RETURN)

<u>INDEX NO.</u>	<u>PART NO.</u>	<u>DESCRIPTION</u>
1.	12-752524	Tube Assembly
2.	12-700822	Guard - Large
3.	11-650002	Bumper (2 Req'd.)
4.	11-070062	Lag Screw (2 Req'd.)
5.	12-752523	Guard - Small
6. *	11-001517	Hex Hd. Bolt
7. **	11-001531	Hex Hd. Bolt
8.	11-190521	Washer
9. **	12-400018-24	Spacer
10.	11-017287	Rd. Hd. Screw
11.	11-190010	Washer
12.	12-750526	Washer (2 Req'd.)
13.	12-700804	"U" Bracket
14.	11-195014	Lockwasher
15.	11-125100	Hex Nut
16. *	12-400018-6	Spacer
16. **	12-400018-25	Spacer
17.	11-125108	Hex Nut

* For factory built "A-2" Pinsetter.

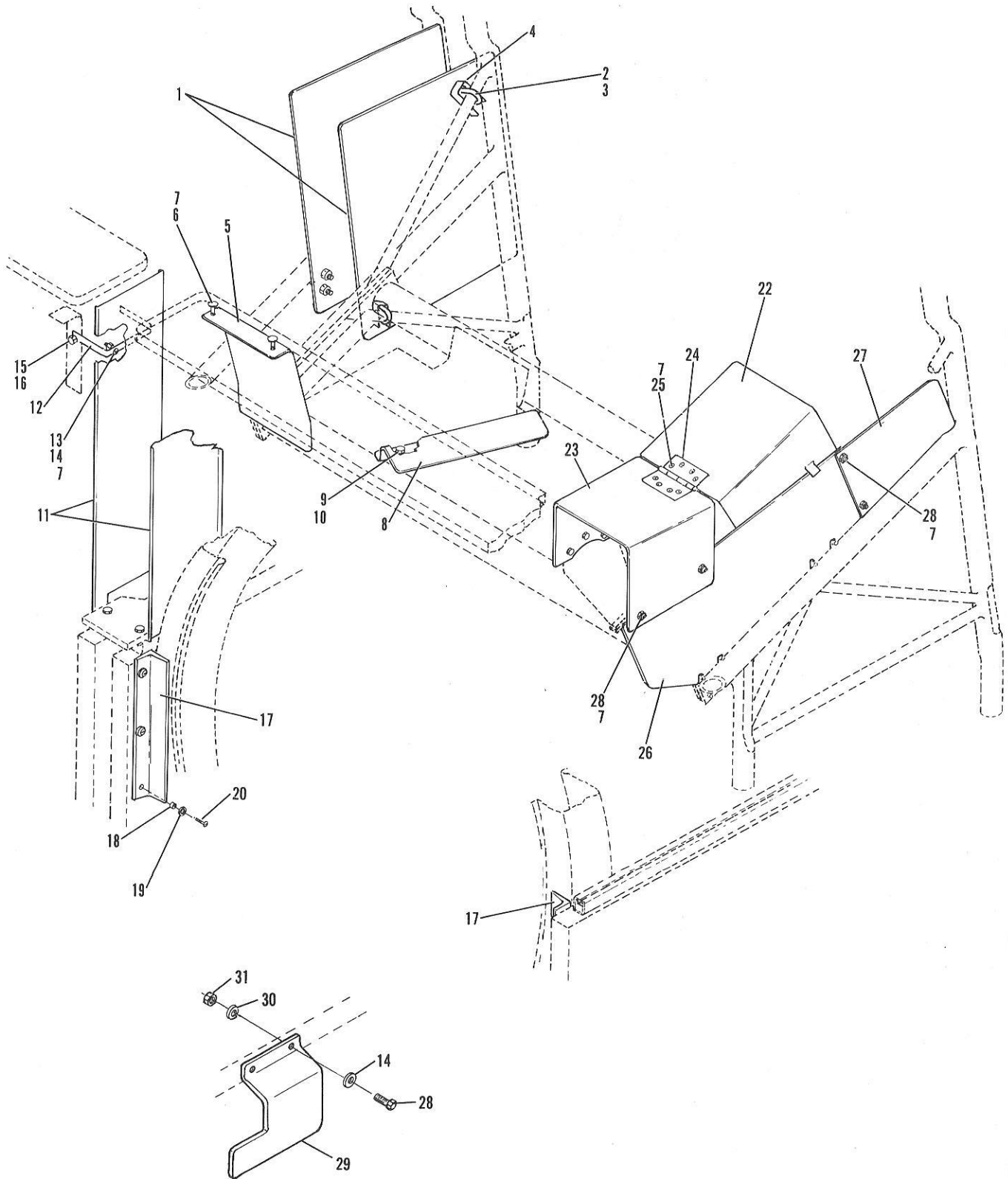
** For field converted pinsetter.



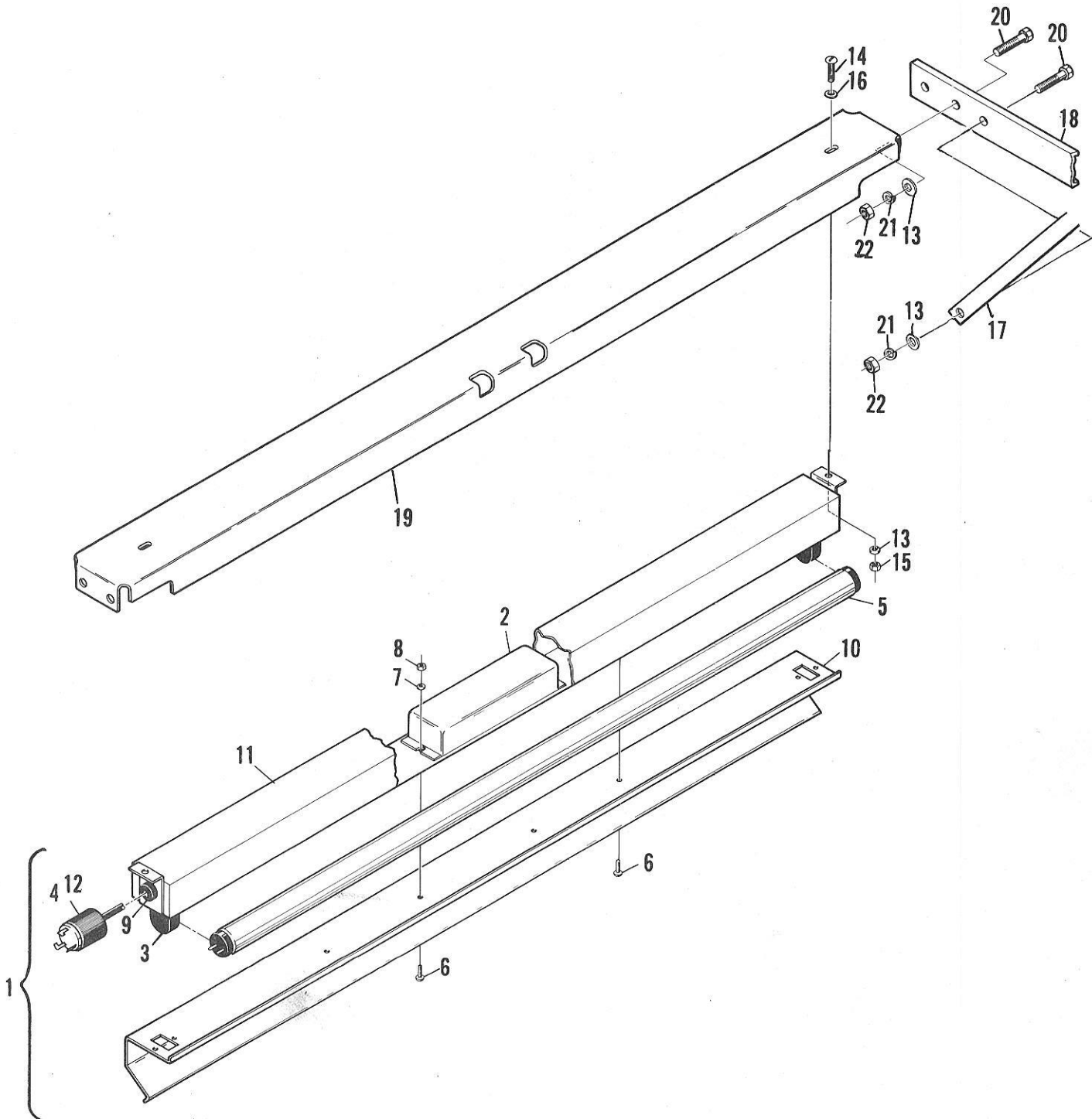
GUARD ASSEMBLY

<u>INDEX NO.</u>	<u>PART NO.</u>	<u>DESCRIPTION</u>
1.	12-750997-000	Foot Guard Extension (2 Req'd)
2.	12-750998-000	"U" Bolt
3.	11-170009-000	Flexlok Nut
4.	12-750999-000	Bracket
5.	12-750574-002	Motor Pulley Guard Assy
6.	11-072021-000	Step Bolt
7.	11-170007-000	Flexlok Nut
8.	12-750567-000	Foot Guard Assembly
9.	11-001344-000	Hex Hd. Bolt (3/8-16 X 1)
10.	11-170011-000	Flexlok Nut
11.	12-750523-000	Small Guard (2 Req'd)
12.	12-700804-000	"U" Bracket
13.	11-017287-000	Rd. Hd. Rec. Screw
14.	11-190010-000	Plain Washer
15.	11-001346-000	Hex Hd. Bolt
16.	11-190014-000	Plain Washer
17.	12-400249-000	Rear Guard
18.	12-400018-018	Spacer
19.	11-190006-000	Plain Washer
20.	11-042095-000	Wood Screw Rd. Hd. Steel (#10 X 1")
22.	12-750571-000	Rake Crank Guard (Front)
23.	12-750570-000	Rake Crank Guard (Rear)
24.	12-750575-000	Hinge
25.	11-007180-000	Fl. Hd. Soc. Cap Screw
26.	12-350117-000	L.H. Foot Guard
27.	12-750579-000	L.H. Foot Guard Extension
28.	11-001180-000	Hex Hd. Bolt (1/4-20 X 5/8)
29.	12-402074-000	Motor Pulley Guard (See Note 1)
30.	11-195014-000	Lockwasher
31.	11-125100-000	Nut

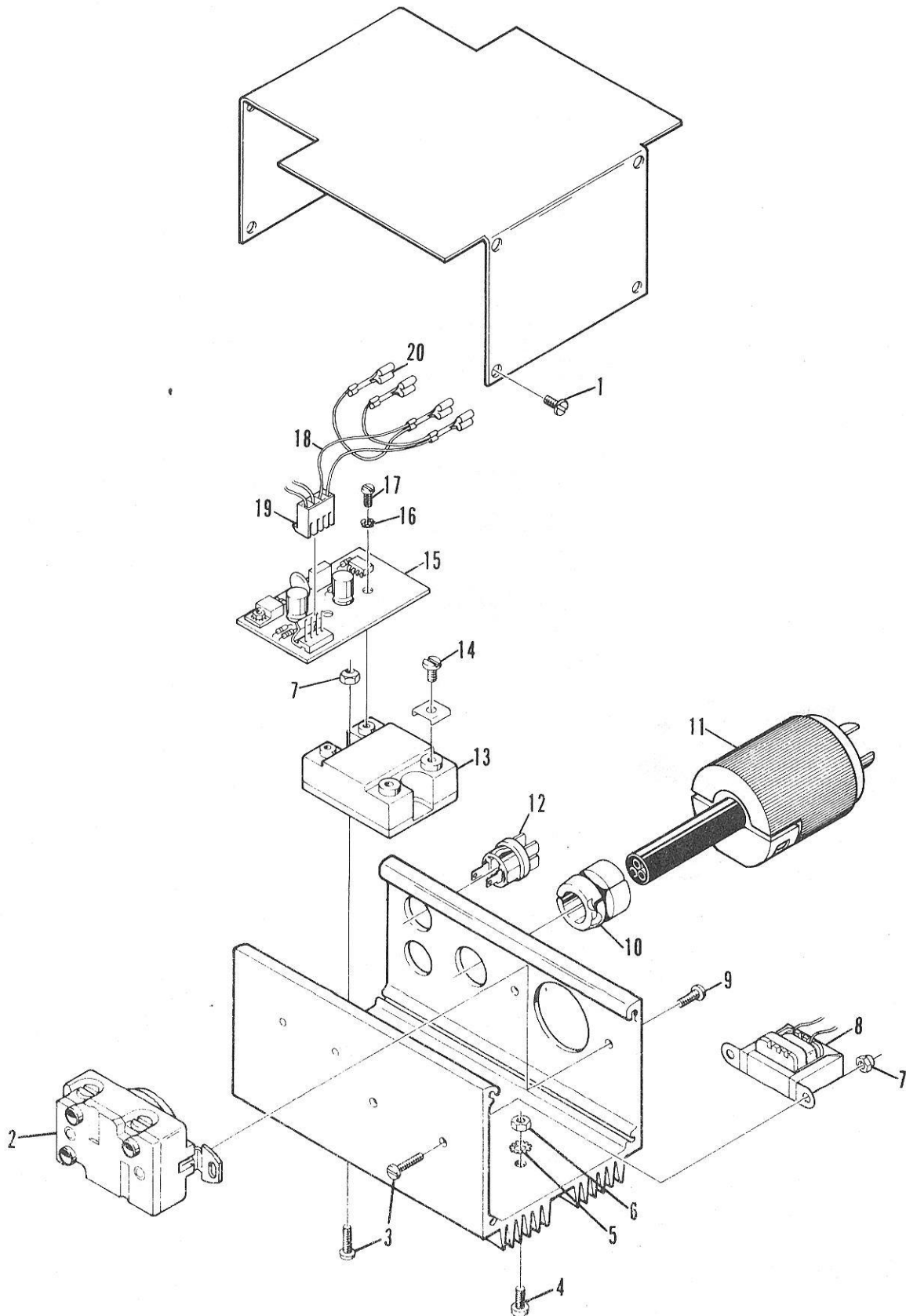
NOTE 1: Motor Pulley Guard installation for pinsetters equipped with 12-402075 rear platform. (Reference 12-752576 print)



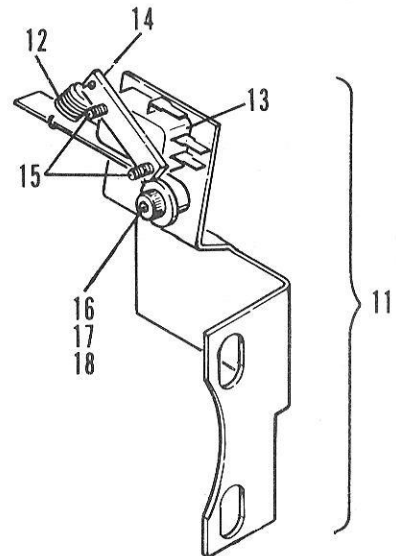
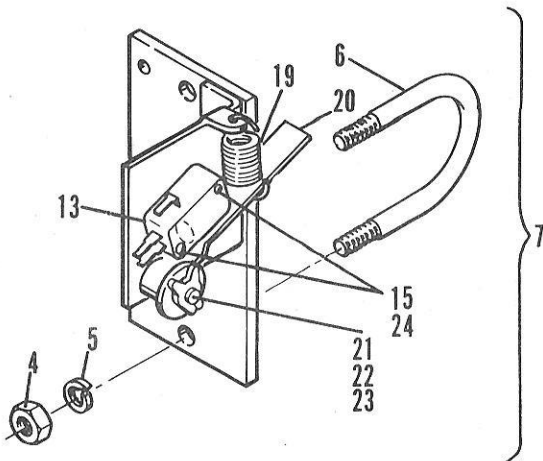
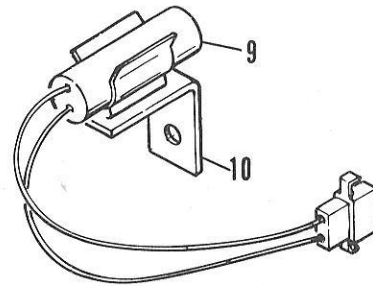
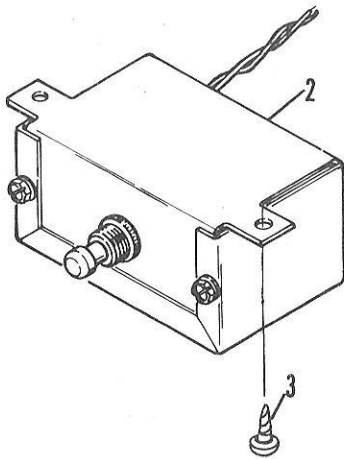
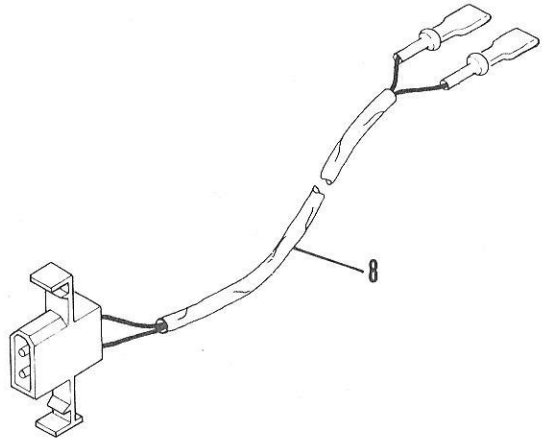
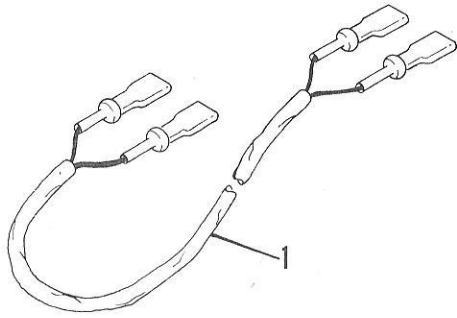
<u>INDEX</u> <u>NO.</u>	<u>PART NO.</u>	<u>DESCRIPTION</u>
1.	12-862824-002	Pin Light Fixture Assy.
2.	12-750994-000	Ballast
3.	12-750993-000	Lamp Holder
4.	12-750983-000	Cord Assembly
5.	12-750992-000	Lamp-40 Watt
6.	11-012563-000	Pan Hd. Screw & Washer Assembly
7.	11-190004-000	Plain Washer
8.	11-125003-000	Hex Nut
9.	11-611011-000	Strain Relief Bushing
10.	12-750986-000	Reflector
11.	12-750985-000	Channel Assembly
12.	11-678003-000	Twist Lock Cap
13.	11-195014-000	Lockwasher (1/4)
14.	11-107148-000	Machine Screw-R. H. (1/4-20 X 3/4")
15.	11-125007-000	Hex Nut (1/4-20)
16.	11-190010-000	Plain Washer
17.	12-750255-000	Link
18.	12-750798-000	Brace
19.	12-750799-000	Pin Light Support
20.	11-001346-000	Cap Screw H. Hd. (3/8-16 X 1 1/4")
21.	11-195016-000	Lockwasher (3/8")
22.	11-125104-000	Hex Nut (3/8-16)




INDEX NO.	PART NO.	DESCRIPTION
1.	11-083602-000	Tap Screw
2.	11-679304-000	Receptacle
3.	11-013024-000	Machine Screw-Pan Head (6-32 X 1/2)
4.	11-013058-000	Machine Screw-Pan Head (8-32 X 3/8)
5.	11-198002-000	External Tooth Lockwasher (#8)
6.	11-125003-000	Hex Nut (#8-32)
7.	11-170002-000	Locknut (#6-32)
8.	12-700067-000	Transformer
9.	11-013022-000	Machine Screw-Pan Head (6-32 X 3/8)
10.	11-611013-000	Strain Relief Bushing
11.	12-700070-000	Cord Assembly
12.	11-613526-000	Adapter
13.	12-700066-000	Relay
14.	11-013057-000	Machine Screw-Pan Head (8-32 X 5/16)
15.	12-700089-000	Time Delay PCB
16.	11-199001-000	Internal Tooth Lockwasher (#6)
17.	11-013021-000	Machine Screw-Pan Head (6-32 X 5/16)
18.	12-700062-000	Wire Harness
19.	11-697202-000	Connector
20.	11-612252-000	Receptacle



<u>INDEX NO.</u>	<u>PART NO.</u>	<u>DESCRIPTION</u>
1.	12-700075-000	Switch Harness
2.	12-700079-000	Switch Box and Cable
3.	11-042062-000	Round Head Wood Screw #8
4.	11-125007-000	Hex Nut (1/4" -20)
5.	11-195014-000	Lock Washer
6.	12-750007-000	U-Bolt
7.	12-700077-000	Switch and Bracket Assy
8.	12-700083-000	Switch Harness
9.	53-100247-000	Mercury Switch
10.	12-700082-000	Switch Bracket
11.	12-700073-000	Clutch Reverse Lever Switch
12.	12-750498-000	Tension Spring
13.	11-616013-000	Switch
14.	12-700072-000	Nut Plate
15.	11-107008-000	Rd. Hd. Mach. Screw
16.	11-106501-000	Hex. Soc. Hd Stripper Bolt
17.	11-190006-000	Plain Washer
18.	11-170005-000	Lock Nut
19.	12-752005-000	Tension Spring
20.	12-752008-000	Lever
21.	11-230001-000	X-Washer
22.	11-190010-000	Plain Washer
23.	10-228503-000	X-Washer Pin
24.	11-170000-000	Lock Nut





Use the TOLL FREE
time-saving
Brunswick order

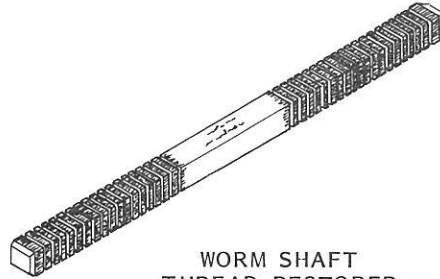
HOT LINE
800 323-1812

In Illinois,
Call collect 312/966-2476
In Eastern Canada
Call Toll Free 1-800-268-2910

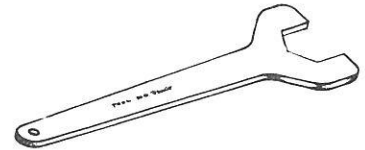




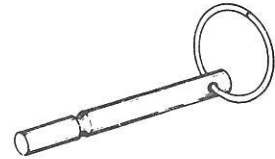
PIT CUSHION
PATCH KIT
12-250281



WORM SHAFT
THREAD RESTORER
12-860660



1. BEARING WRENCH
12-800506



2. TIMING TOOL
12-800505



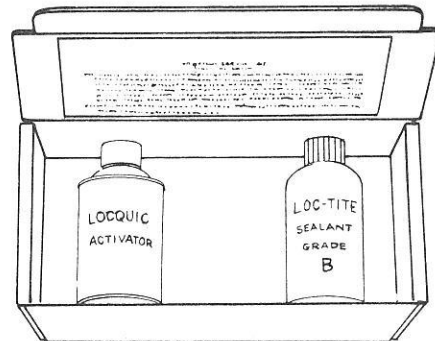
DURA-PATCH
UNIVERSAL REPAIR KIT
12-860606



BRUNSWICK ALL PURPOSE
AUTOMATIC PINSETTER CLEANER

CODE NO. 105-62-1 1 GAL. CAN
CODE NO. 105-62-5 5 GAL. CAN
CODE NO. 105-62-50 55 GAL. DRUM

(AVAILABLE FROM YOUR LOCAL BRUNSWICK
DISTRICT SERVICE MANAGER)



LOCTITE SERVICE KIT #1-50

AVAILABLE FROM:
LOCTITE CORPORATION
705 NORTH MOUNTAIN ROAD
NEWINGTON, CT 06111

● BRUNSWICK APPROVED PINSETTER LUBRICANTS

GEAR BOX OIL - MODEL A



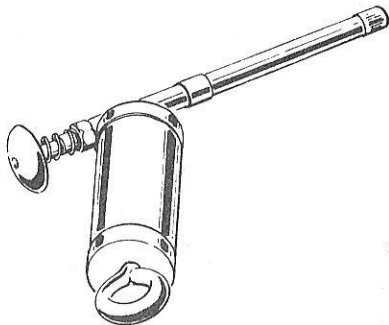
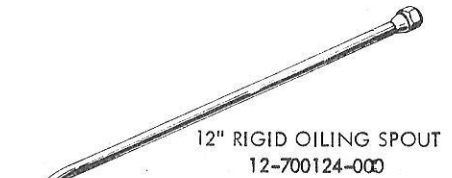
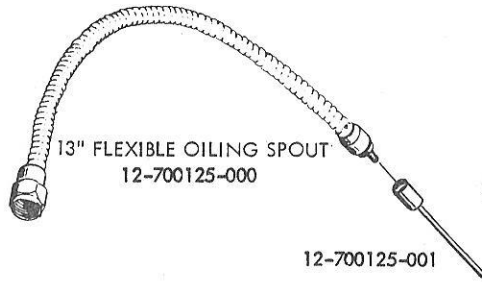
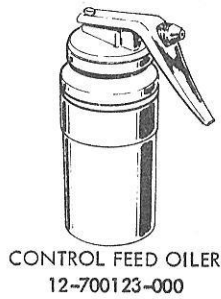
1. SHELL OIL CO. (SHELL X-100)
2. SOCONY MOBIL OIL CO. (MOBIL OIL SPECIAL 10-W-30)
3. SUN OIL CO. (SUNOCO SPECIAL 10-W-30)
4. TEXAS OIL CO. (TEXACO HAVOLINE 10-W-30)

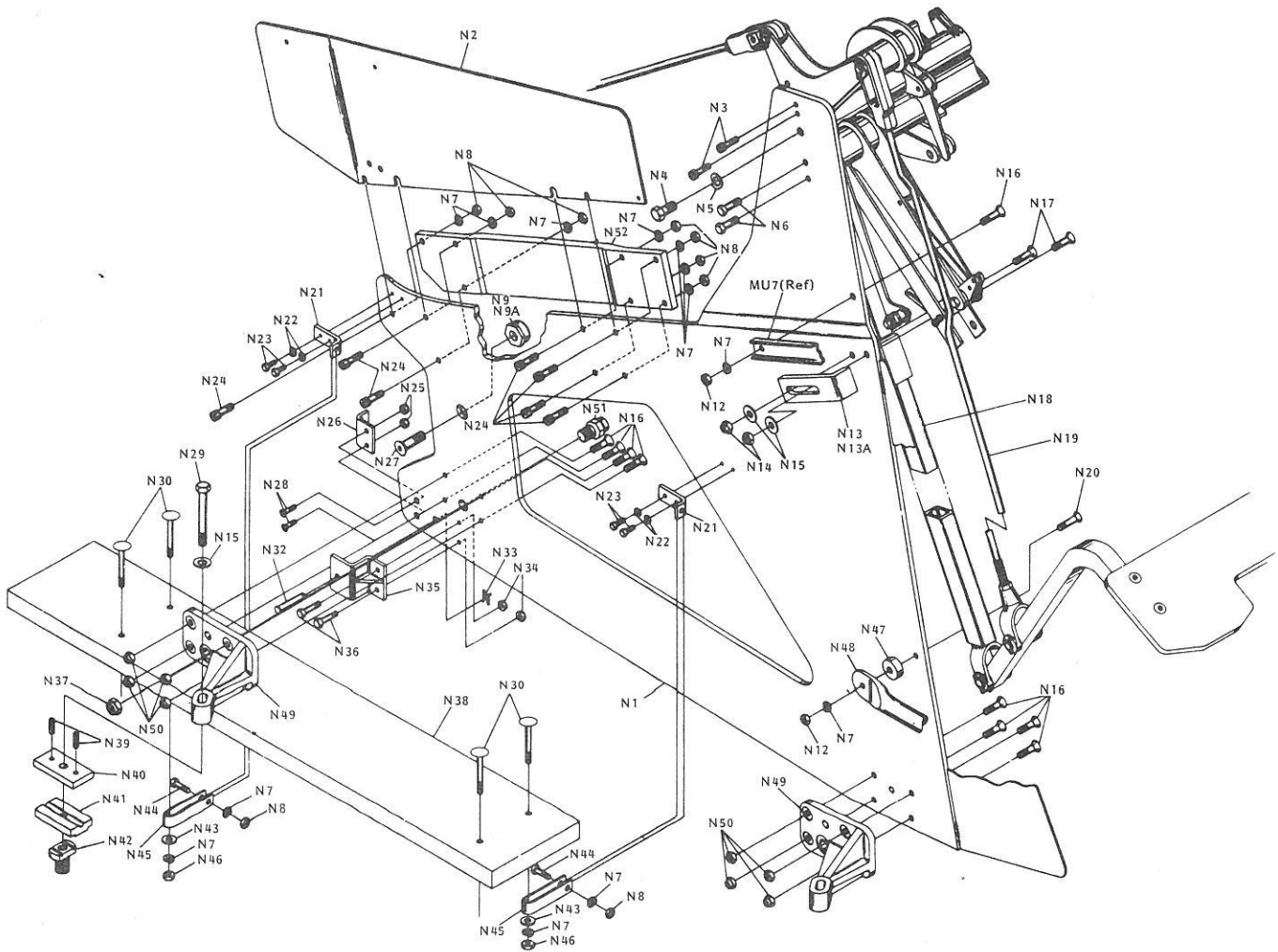
NOTE: ABOVE LUBRICANTS TO BE PURCHASED LOCALLY.

THE FOLLOWING LUBRICANTS ARE AVAILABLE AS A CUSTOMER CONVENIENCE

1. GENERAL PURPOSE OIL - 1 GALLON - 11-676353-000
2. GENERAL PURPOSE GREASE - 5 POUNDS - 11-676303-000
3. GEAR BOX OIL - 1 QUART - FOR A-2 GEAR BOX (HEAVY DUTY - HELPS STOP MINOR LEAKS) 12-700127-000
4. GEAR BOX OIL - 1 GALLON - FOR A-2 GEAR BOX - 12-752024-000

- RUBBER CEMENT (11-676010-000) AVAILABLE IN 1/2 PINT CANS FROM PINSETTER MAJOR STOCKING LOCATIONS.
- GREASE GUN AND URETHANE MALLET (SEE ART BELOW).

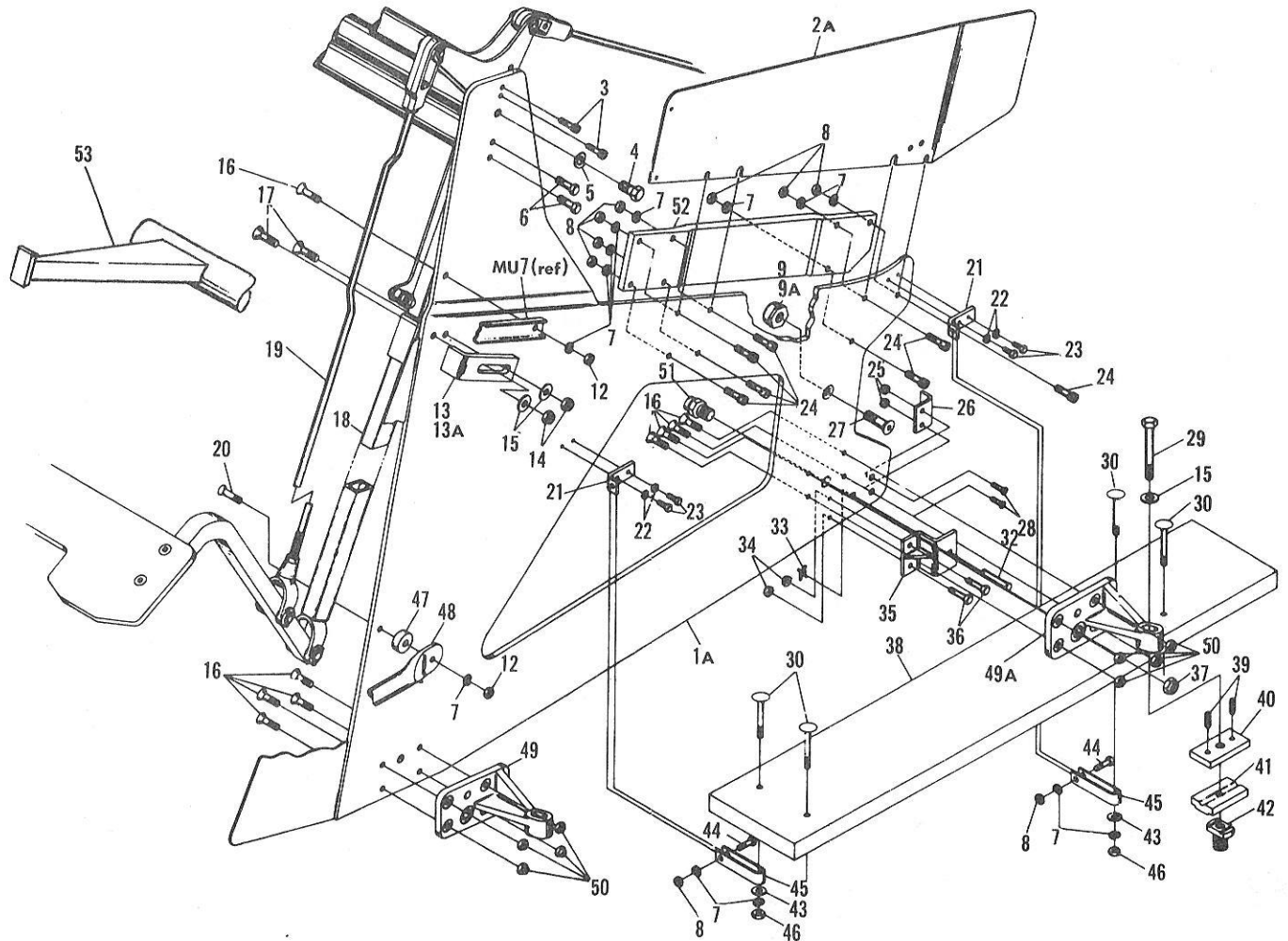




INDEX NO.	PART NO.	DESCRIPTION
N1	12-350150-000	Side Frame Assembly- R.H.
N1A	12-350149-000	Side Frame Assembly- L.H.
N2	12-350517-000	Foot Guard-L.H.
N2A	12-350117-000	Foot Guard-L.H.
N3	11-005264-000	Hex Socket Hd. Cap Screw
N4	11-002365-000	Hex Hd. Bolt (H.T.)
N5	11-195020-000	Lockwasher
N6	11-002124-000	Hex Hd. Bolt (H.T.)
N7	11-195016-000	Lockwasher
N8	11-125011-000	Hex Nut
N9	12-350158-000	Bearing Stud (Plate Frame Side)
N12	11-125104-000	Hex Nut
N13	12-350141-000	Stop (Plate Frame Side)

INDEX NO.	PART NO.	DESCRIPTION
N13A	12-350144-000	Stop (Welded Frame Side) See Note
N14	11-170015-000	Conelok Nut
N15	11-190018-000	Plainwasher
N16	11-007348-000	Flat Hex Socket Hd. Cap Screw
N17	11-007508-000	Flat Hex Socket Hd. Cap Screw
N18	12-860658-000	Rake Shaft Assembly
N19	12-250217-002	Rake Lift Rod (Rod Only)
N20	11-007350-000	Flat Hex Socket Hd. Cap Screw
N21	12-350142-000	Bracket
N22	11-195014-000	Lockwasher
N23	11-001182-000	Hex Hd. Bolt
N24	11-005348-000	Hex Socket Hd. Cap Screw
N25	11-170007-000	Conelok Nut
N26	N.A.	Bracket

NOTE: For any other parts not shown, refer to the Standard Pinsetter Breakdowns (Parts are interchangeable).



SPECIAL MACHINES FOR USE ON ALLEYS WITH
A MINIMUM OF 5 1/2" KICKBACK SPACING

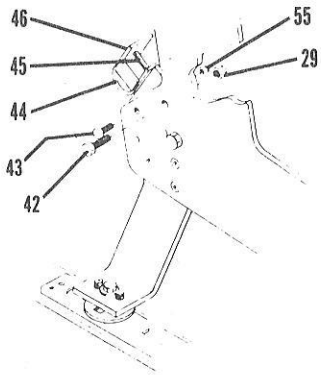
INDEX NO.	PART NO.	DESCRIPTION	INDEX NO.	PART NO.	DESCRIPTION
N27	11-007668-000	Flat Hex Socket Hd. Cap Screw	N40	12-350147-000	Clamp Plate
N28	11-007184-000	Flat Hex Socket Hd. Cap Screw	N41	12-350001-000	Strip
N29	11-001518-000	Hex Hd. Bolt	N42	11-180006-000	Clamping Nut
N30	12-750126-000	Step Bolt	N43	11-190514-000	Washer
N32	12-250226-000	X Washer Pin	N44	11-001345-000	Hex Hd. Bolt
N33	11-230005-000	X Washer	N45	12-500506-000	Bracket
N34	11-170011-000	Conelok Nut	N46	11-125011-000	Hex Nut
N35	N.A.	Bracket Assembly	N47	12-750649-000	Spacer
N36	11-001344-000	Hex Hd. Bolt	N48	12-750650-000	Masking Unit Support
N37	11-170019-000	Conelok Nut	N49	12-350137-000	Foot
N38	12-500511-000	Catwalk Board	N50	11-170011-000	Conelok Nut
N39	11-103253-000	Hex Socket Set Screw	N51	12-350138-000	Pin
			N52	12-350527-000	Cross Brace Assembly
			N53	12-350546-000	Deck Lift Shaft Assy.

NOTE: For any other parts not shown, refer to the Standard Pinsetter Breakdowns (Parts are interchangeable).

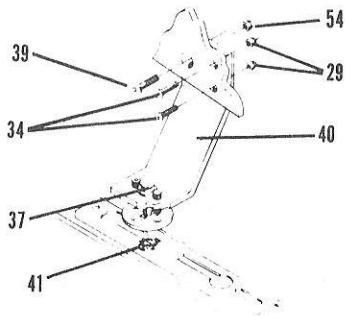
INDEX NO.	PART NO.	DESCRIPTION	INDEX NO.	PART NO.	DESCRIPTION
1.	12-502602	Booster Frame Assembly	36.	11-103293	Set Screw (7/16-14 x 1-1/4")
2.	11-413051	Adapter Bearing Flange (2 Req'd.)	37.	11-001347	Cap Screw-H.Hd. (3/8-16x1-3/8")
3.	11-413001	Adapter Bearing (2 Req'd.)	38.	12-752020	Washer
4.	12-100187-9	Square Key	39.	11-007508	Cap Screw-F.Hd. (1/2-13x1")
5.	11-050006	Woodruff Key	40.	12-352561	Foot - L.H.
6.	12-502611	Drive Shaft		12-352562	Foot - R.H.
7.	11-001262	Cap Screw-H.Hd. (5/16-18x3/4")	41.	12-502614	Nut (4 Req'd.)
8.	11-170009	Locknut (5/16-18)	42.	11-001345	Cap Screw-H.Hd. (3/8-16x1-1/8")
9.	12-502613	Hub	43.	11-001184	Cap Screw-H.Hd. (1/4-20x1")
10.	11-101208	Set Screw-Headless Oval Point-H.S. (5/16-18x3/4")	44.	12-352567	Bracket - L.H.
*11.	53-520060	Hub & Tire Assembly		12-352568	Bracket - R.H.
12.	11-001263	Cap Screw-H.Hd. (5/16-18x7/8")	45.	12-100166-32	"X" Washer Pin
13.	11-195015	Lockwasher (5/16")	46.	11-230001	"X" Washer (1/8")
14.	12-802059-3	Universal Motor	47.	12-502606	Track Assy. (Surface Return)
15.	11-191012	Washer (5/16") (4 Req'd.)		12-502413	Track Assy. (Surface to Subway) (See Note Below)
16.	10-510702	Sheave (2.3" O.D.)		12-502615	Track Assy. (Jet-Back Concealed Surface)
	10-510703	Sheave (2.7" O.D.)	48.	11-001268	Cap Screw-H.Hd. (5/16-18x1-1/2")
17.	10-635307	V Belt (Used on 5-1/2 Machines and Jet Back Equipment w/8" (10-510701)	49.	11-190012	Washer (5/16")
	10-635308	Sheave (Index 18). V Belt (Used with 10-510703 2.7" O.D., Index 16 and 10-510701 8" O.D., Index 18).	50.	10-386114	Spacer
	10-635314	V Belt (Used on Jet Back equipped Machines with 10-510702, Index 16, and 10-510704, Index 18, Sheaves).	51.	12-502341	Channel Nut
18.	10-510701	Sheave (8" O.D.)	52.	11-001266	Cap Screw-H.Hd. (5/16-18x1-1/4")
	10-510704	Sheave (9" O.D.)	53.	10-386113	Spacer
19.	11-195014	Lockwasher (1/4")	54.	11-170015	Locknut (1/2-13)
20.	11-081007	Machine Screw-S.T. (1/4 x 3/8")	55.	11-170007	Locknut (1/4-20)
21.	11-616601	Indicating Plate	57.	12-352566	Bracket
22.	11-615502	Toggle Switch	58.	10-621055	Square Key
23.	12-750033	Box Mounting Receptacle			
24.	11-017564	Screw & Lockwasher Assy. (8-32 x 3/8")			
25.	12-502336	Control Box Only			
	12-502335	Control Box Complete			
26.	12-862830	Relay (2 Req'd.)			
27.	11-611009	Strain Relief Bushing (2 Req'd.)			
28.	11-611011	Strain Relief Bushing			
29.	11-170011	Locknut (3/8-16)			
30.	11-191014	Washer (3/8")			
31.	11-190014	Washer (3/8")			
32.	11-190522	Washer (13/32") (4 Req'd.)			
33.	11-001348	Cap Screw-H.Hd. (3/8-16x1-1/2") (2 Req'd.)			
34.	11-007348	Cap Screw-F.Hd.			
35.	12-352565	Front Foot (2 Req'd.)			

NOTE: See Page 220 for Track to Dropsweep attaching hardware.

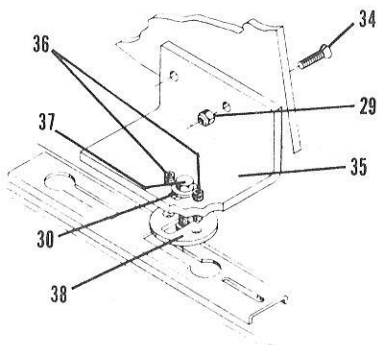
BALL ACCELERATOR FOR USE ON SPECIAL MACHINES (1) CONVERTED TO
A-2 ON LANES WITH A MINIMUM OF 5-1/2" KICKBACK SPACING AND (2)
JET BACK EQUIPPED MACHINES



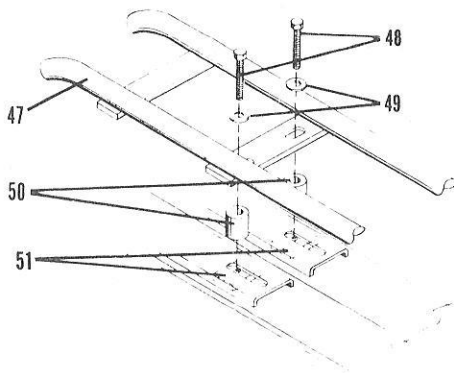
CURTAIN BRACKET



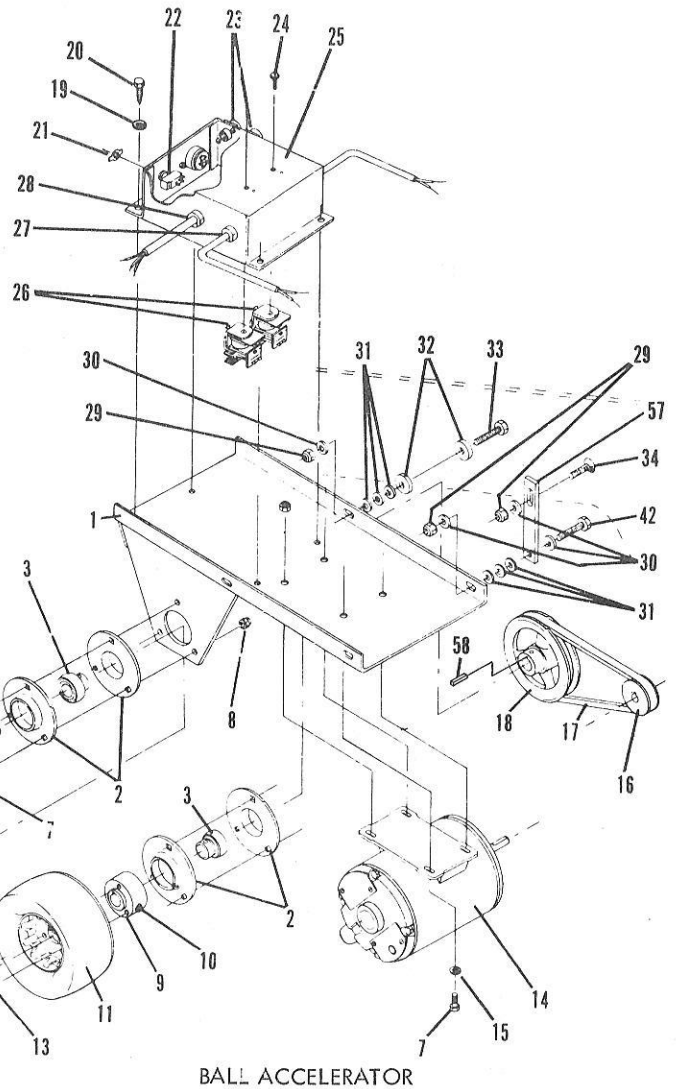
REAR FOOT



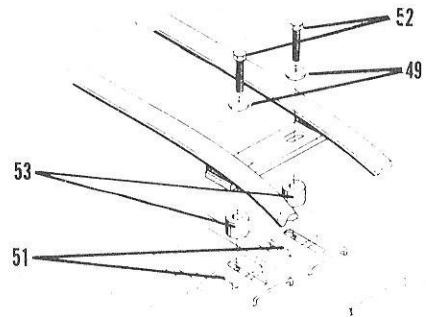
FRONT FOOT



REAR TRACK SECTION



BALL ACCELERATOR



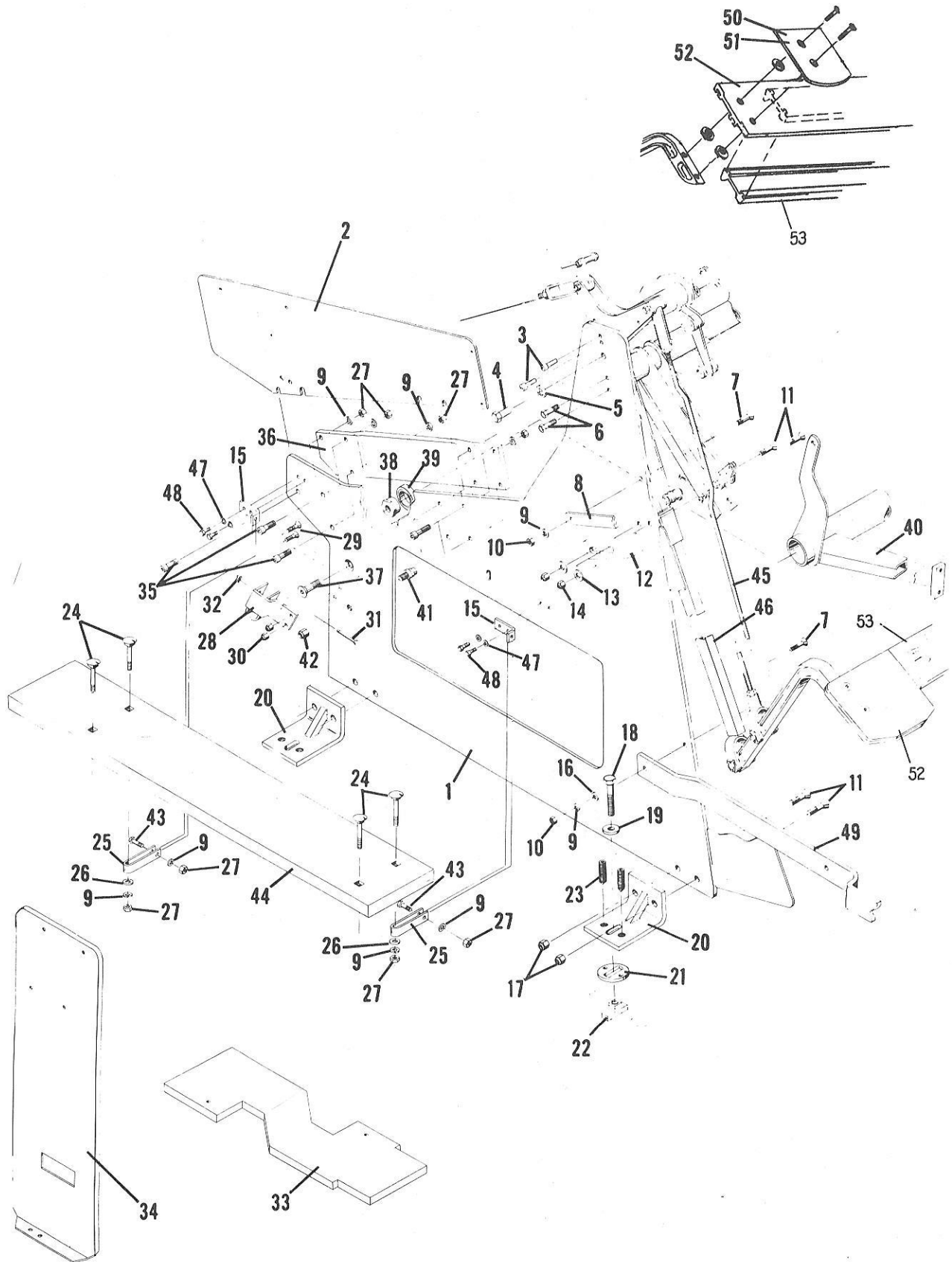
FRONT TRACK SECTION

BALL ACCELERATOR FOR USE ON SPECIAL MACHINES (1) CONVERTED TO A-2 ON LANES WITH A MINIMUM OF 5-1/2" KICKBACK SPACING AND (2) JET BACK EQUIPPED MACHINES

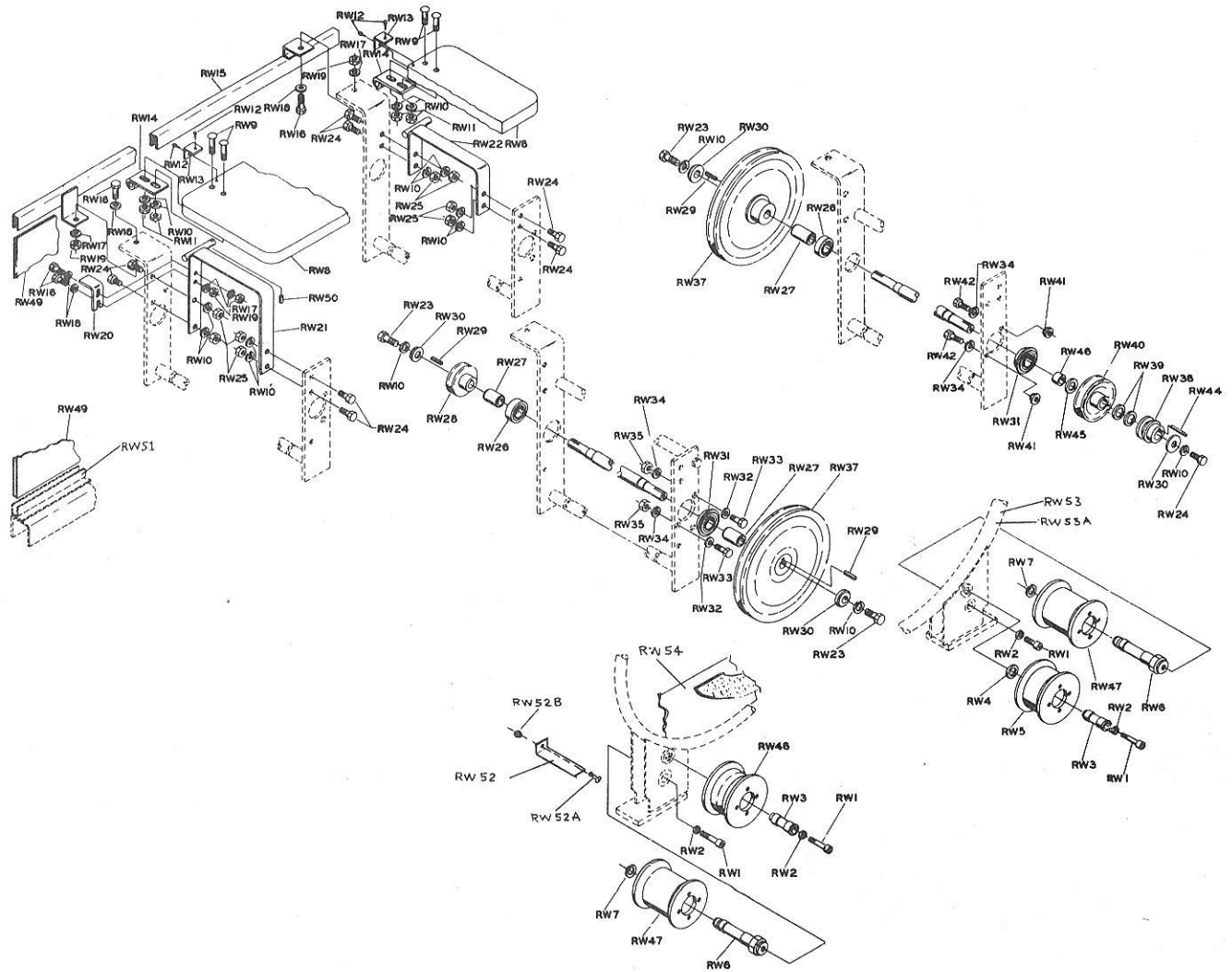
INDEX NO.	PART NO.	DESCRIPTION
1.	12-352549-000	Plate Frame Assembly (L.H. Shown)
	12-352550-000	Plate Frame Assembly (R.H. Not Shown)
2.	12-350517-000	Foot Guard-L. H. (Plate Frame Only)
	12-350117-000	Foot Guard-L. H. (Tubular Frame Only)
3.	11-005264-000	Cap Screw-H. Soc. (5/16-18 X 1")
4.	11-002365-000	Cap Screw-H. Hd. (5/8-11 X 1 1/4") H.T.
5.	11-195020-000	Lockwasher (5/8")
6.	11-002124-000	Cap Screw-H. Hd. (3/8-16 X 1") H.T.
7.	11-007346-000	Cap Screw-H. Soc. F. Hd. (3/8-16 X 1 1/4")
8.	12-750255-000	Link
9.	11-195016-000	Lockwasher (3/8")
10.	11-125104-000	Hex Nut (3/8-16)
11.	11-007508-000	Cap Screw-H. Soc. F. Hd. (1/2-13 X 1 1/2")
12.	12-350141-000	Stop
13.	11-190018-000	Washer (1/2")
14.	11-170015-000	Locknut (1/2-13) Conelock
15.	12-350142-000	Bracket
16.	12-750259-000	Shipping Washer
17.	11-170015-000	Locknut (1/2-13)
18.	11-001347-000	Cap Screw-H. Hd. (3/8-16 X 1 3/8")
19.	11-191014-000	Washer (3/8")
20.	12-352540-000	Foot Assembly
21.	12-752020-000	Washer
22.	12-502614-000	Special Nut
23.	11-103293-000	Cone Point Set Screw
24.	12-750126-000	Step Bolt
25.	12-500506-000	Bracket
26.	11-190514-000	Washer (13/32")
27.	11-125011-000	Hex Nut (3/8-16)
28.	12-352533-000	Curtain Bracket-L.H.
	12-352532-000	Curtain Bracket-R.H. (Not Shown)
29.	11-007264-000	Cap Screw-H. Soc. F. Hd. (5/16-18 X 1")
30.	11-170009-000	Locknut (5/16-18)

INDEX NO.	PART NO.	DESCRIPTION
31.	12-100166-032	"X" Washer Pin
32.	11-230001-000	"X" Washer (1/8")
33.	N.A.	Lower Catwalk, Center Return
34.	12-752523-000	Guard-Rear Center Return
35.	11-005348-000	Cap Screw-H. Soc. (3/8-16 X 1 1/2")
36.	12-350551-000	Cross Brace Assembly
37.	11-007668-000	Cap Screw-H. Soc. F. Hd. (5/8-11 X 1 1/2")
38.	12-350158-000	Bearing Stud (Modified Side Frame)
39.	11-490001-000	Bearing
40.	12-350546-000	Deck Lift Shaft Assembly
41.	12-352538-000	Pin
42.	11-170019-000	Locknut (5/8-11) Conelock
43.	11-001345-000	Cap Screw-H. Hd. (3/8-16 X 1 1/8")
44.	12-500511-000	Upper Catwalk Board
45.	12-252217-000	Rod
46.	12-860658-000	Rake Shaft Assembly
47.	11-195014-000	Lockwasher (1/4")
48.	11-001182-000	Cap Screw-H. Hd. (1/4-20 X 3/4")
49.	12-750797-000	Brace
*50.	12-252565-000	L.H. End Plate (illustrated) Astrogray
*51.	12-252566-000	R.H. End Plate (Not illustrated) Astrogray
52.		Rakeboard (See Page 66)
53.		Cushion (See Page 66)


* See Pages 58-59 for Cushion, Mounting Hardware and Cement used on this assby. See Pages 66-67 for Decal illustration.



<u>INDEX NO.</u>	<u>PART NO.</u>	<u>DESCRIPTION</u>
RW1	11-005515	Hex Socket Hd. Cap Screw
RW2	11-196020	Hi-Collar Lockwasher
RW3	12-400645	Shaft
RW4	12-400139-7	Washer
RW5	12-400268	Ball Wheel Roll Assembly (See Pages 150-155 for Breakdown)
RW6	12-400601	Shaft
RW7	11-530030	Retaining Ring
RW8	12-400621	Catwalk Board
RW9	11-071055	Carriage Bolt
RW10	11-195016	Lockwasher
RW11	11-125011	Hex Nut
RW12	11-042092	Wood Screw
RW13	12-400618	Strap
RW14	12-400615	Hinge
RW15	12-400624-51	Channel Assembly
RW16	11-001264	Hex Hd. Bolt
RW17	11-195015	Lockwasher
RW18	11-190012	Plain Washer
RW19	11-125009	Hex Nut
RW20	12-400614	Stop
RW21	12-400623	Bracket & Pin Assembly
RW22	12-400622	Bracket & Pin Assembly
RW23	11-001342	Hex Hd. Bolt
RW24	11-001344	Hex Hd. Bolt
RW25	11-125104	Hex Nut
RW26	10-430002	Bearing
RW27	12-400018-2	Spacer
RW28	12-400035-6	Sheave
RW29	12-400138-2	Key
RW30	12-400139-3	Washer
RW31	10-430001	Bearing
RW32	12-400033	Bearing Retainer
RW33	11-002004	Cap Screw
RW34	11-195014	Lockwasher
RW35	11-125100	Hex Nut
RW37	12-400035-4	Sheave
RW38	12-400035-9	Sheave
RW39	11-190024	Washer
RW40	11-400035-8	Sheave
RW41	12-400616	Bearing Retainer
RW42	11-002002	Hex Hd. Cap Screw
RW44	12-400138-4	Key
RW45	12-400139-5	Washer
RW46	12-400018-7	Spacer
RW47	12-400263	Pin Wheel Roll Assembly (See Pages 150-155 for Breakdown)
RW48	12-400240	Ball Wheel Roll Assembly (See Pages 150-155 for Breakdown)
RW49	12-400625	Guard
RW50	11-345312	Roll Pin
RW51	12-400650	Channel
RW52	12-402655	Bracket
RW52A	11-017284	Rd. Hd. Screw
RW52B	11-170007	Locknut
RW53	12-400617	Rear Frame Assembly ("A" Machine)
RW53A	12-402617	Rear Frame Assembly ("A-2" Machine)
RW54	12-400657	Rear Plate & Pad Assembly



ELEVATOR - REAR WALL

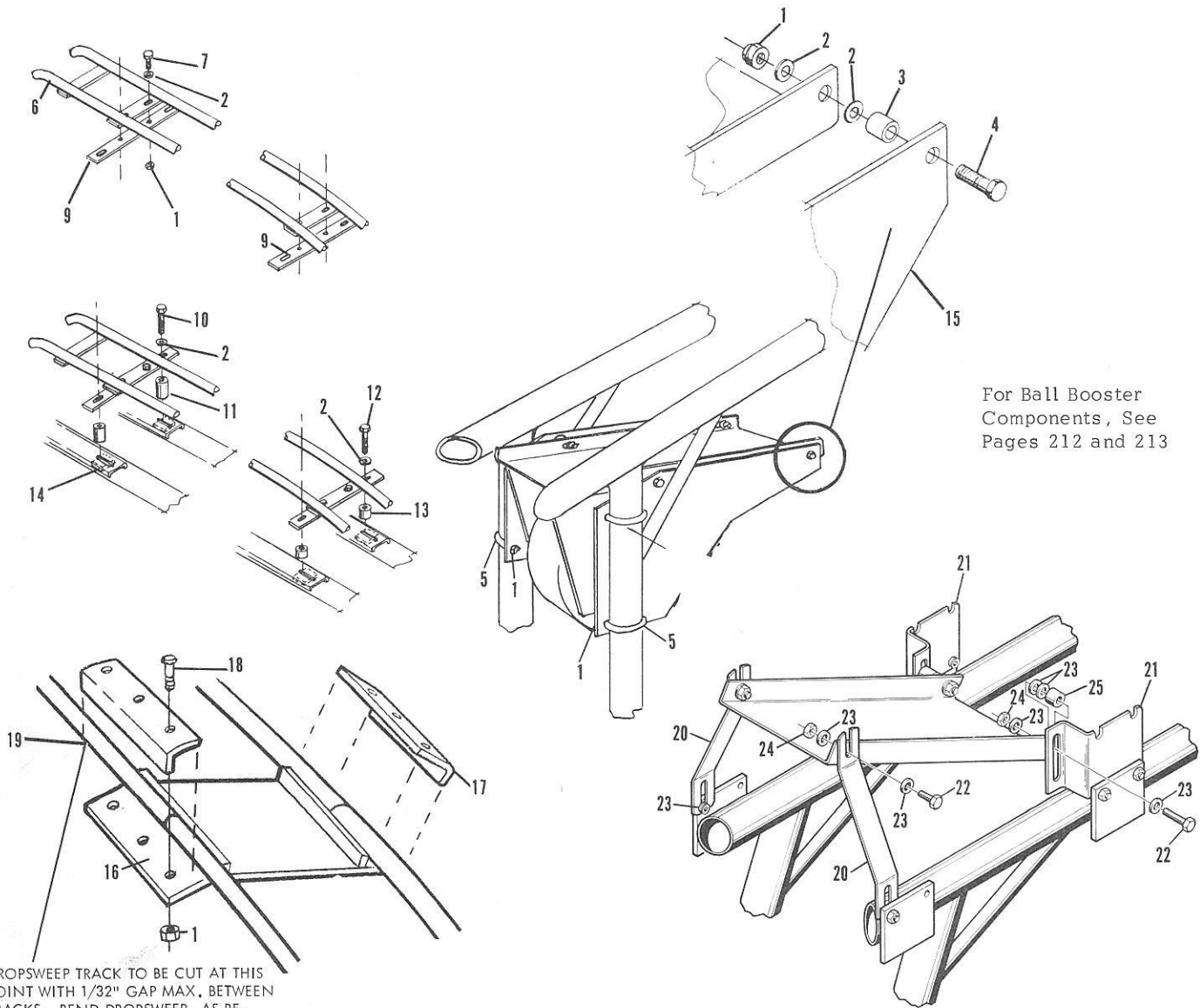


NOTE TO OUR CUSTOMERS:

Each new installation receives one copy of a Manual and one Service Parts Catalog, which is determined by the type of merchandise purchased.

Extra copies are available by entering an order in the regular way. A small charge for these is necessary to offset the cost of printing, handling, mailing, etc.

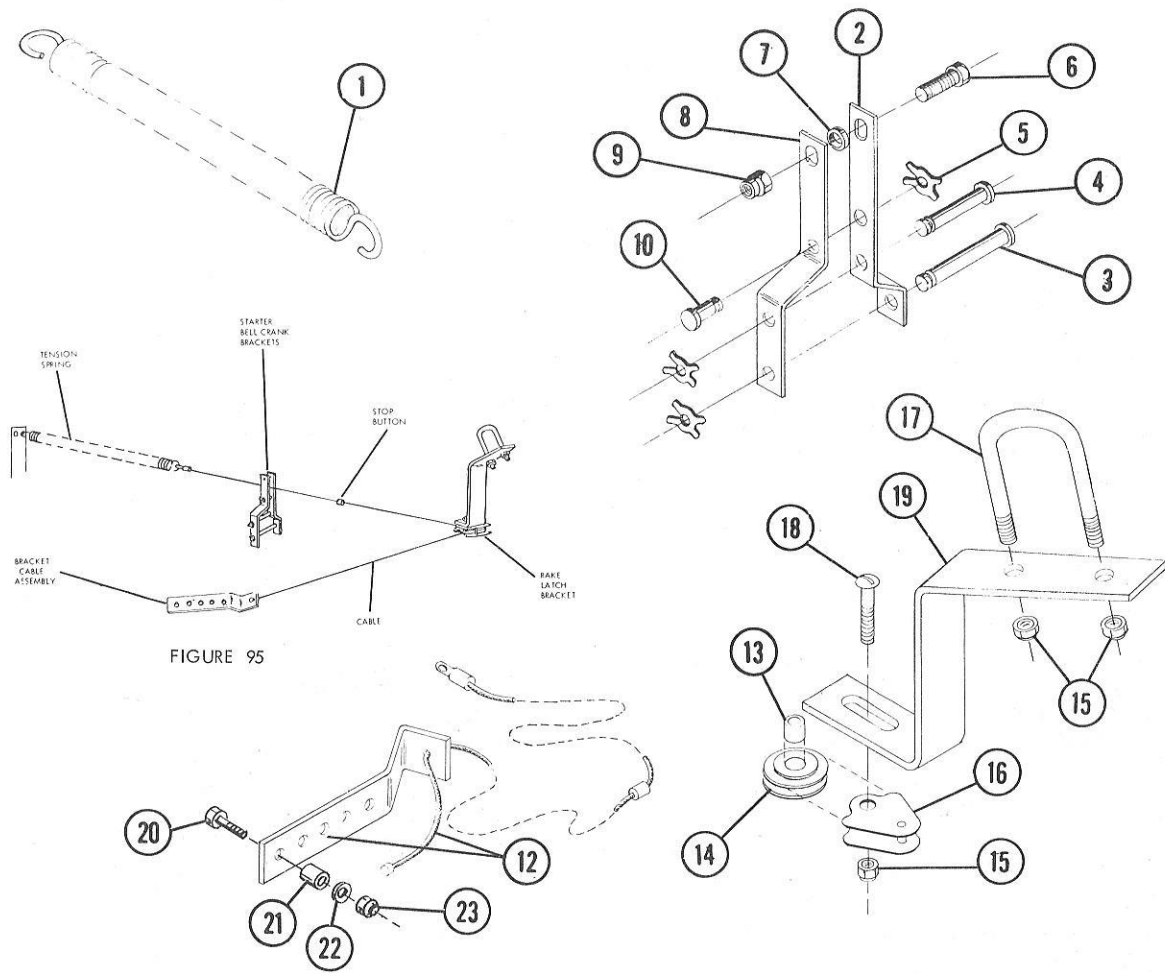
<u>Manual No.</u>	<u>Title</u>
12-752828	Service Manual-Model "A-2"
12-900900	Service Manual-Model "A"
12-900902	Service Manual-Preventive Maintenance Model "A"
12-900903	Gear Box Disassembly Manual
12-900907	Service Manual-Detector Model "A"
12-902908	Automatic Pinsetter Service Parts Catalog



DROPSWEEP TRACK TO BE CUT AT THIS POINT WITH 1/32" GAP MAX. BETWEEN TRACKS, BEND DROPSWEEP, AS REQUIRED, TO MEET 12-502413 TRACK (REFERENCE PRINT 12-502414).

INDEX NO.	PART NO.	DESCRIPTION	INDEX NO.	PART NO.	DESCRIPTION
1.	11-170009	Flex Loc Nut (5/16-18)	15.	12-502667	Plate
2.	11-190012	Flat Washer (5/16)	16.	12-502411	Track Adapter
3.	10-386154	Spacer	17.	12-502412	Bracket
4.	11-001272	Bolt	18.	11-001267	Hex Hd.Bolt(5/16-18 x 1-3/8")
5.	12-502360	U Bolt	19.	12-502413	Transition Track (Surface to Subway) See Page 212
6.	12-502606	Track Assembly	20.	12-502618	Bracket
7.	11-001264	Hex Hd.Bolt (5/16-18 x 1")	21.	12-502619	Bracket
9.	12-502664	Strap	22.	11-001348	Hex Hd. Bolt
10.	11-001268	Hex Hd.Bolt(5/16-18 x 1-1/4")	23.	11-190014	Plain Washer
11.	10-386114	Spacer	24.	11-170011	Locknut
12.	11-001266	Hex Hd.Bolt(5/16-18 x 1-1/4")	25.	10-386185	Spacer (For Use w/ 10-1/2" Kickback Spacing Only)
13.	10-386113	Spacer			
14.	12-502341	Channel Nut			

For any other parts not shown, refer to the standard Bowling or Pinsetter pages for breakdown (interchangeable).



**INDEX
NO.**

PART NO.

DESCRIPTION

1.	12-102462	Tension Spring	For Parts Not Listed See Pages 40, 41, 42 & 43 of the Bowling Catalog
2.	12-102463	Bracket	
3.	10-229005	X Washer Pin	
4.	10-229004	X Washer Pin	
5.	11-230001	X Washer (1/8")	
6.	11-001060	Cap Screw-H. Hd.	For any other parts not shown, refer to the Std. Pinsetter Break-downs (Parts are interchangeable).
7.	10-386174	Spacer	
8.	12-102464	Bracket	
9.	11-170005	Locknut (10-24)	
10.	10-229507	X Washer Pin	
12.	12-102469	Cable and Bracket Assembly	
13.	10-386173	Spacer	
14.	17-300087	Pulley	
15.	11-170009	Locknut (5/16-18)	
16.	12-102470	Cable Guard Assembly	
17.	12-102460	U-Bolt	
18.	11-071036	Carriage Bolt	
19.	12-102468	Bracket	
20.	11-001184	Bolt 1/4-20 x 1 "	
21.	10-386175	Spacer 11/32"	Note: Dimension of spacer 11/32" by width of cam follower arm.
	10-386183	Spacer 7/32"	
22.	11-190010	Washer 1/4"	
23.	11-170007	Flex-lok nut 1/4-20	

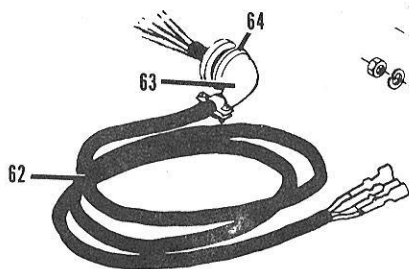
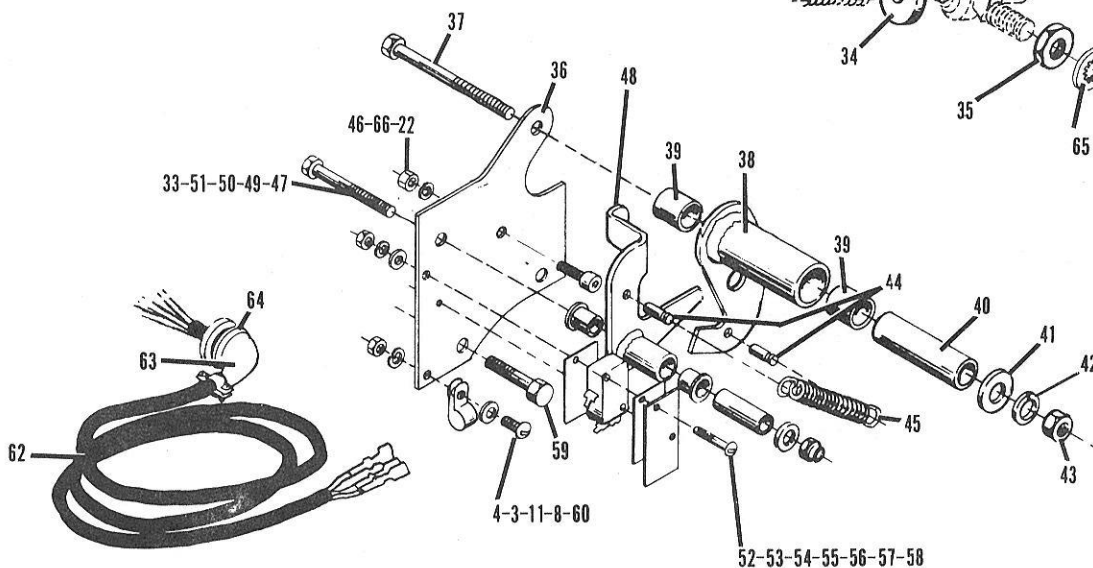
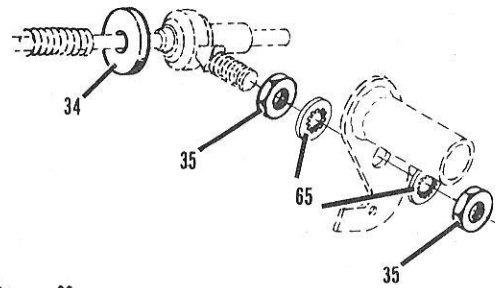
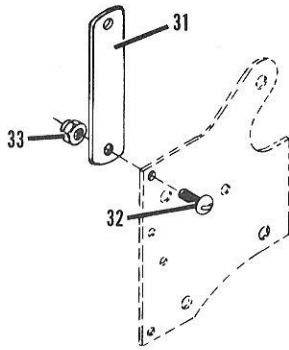
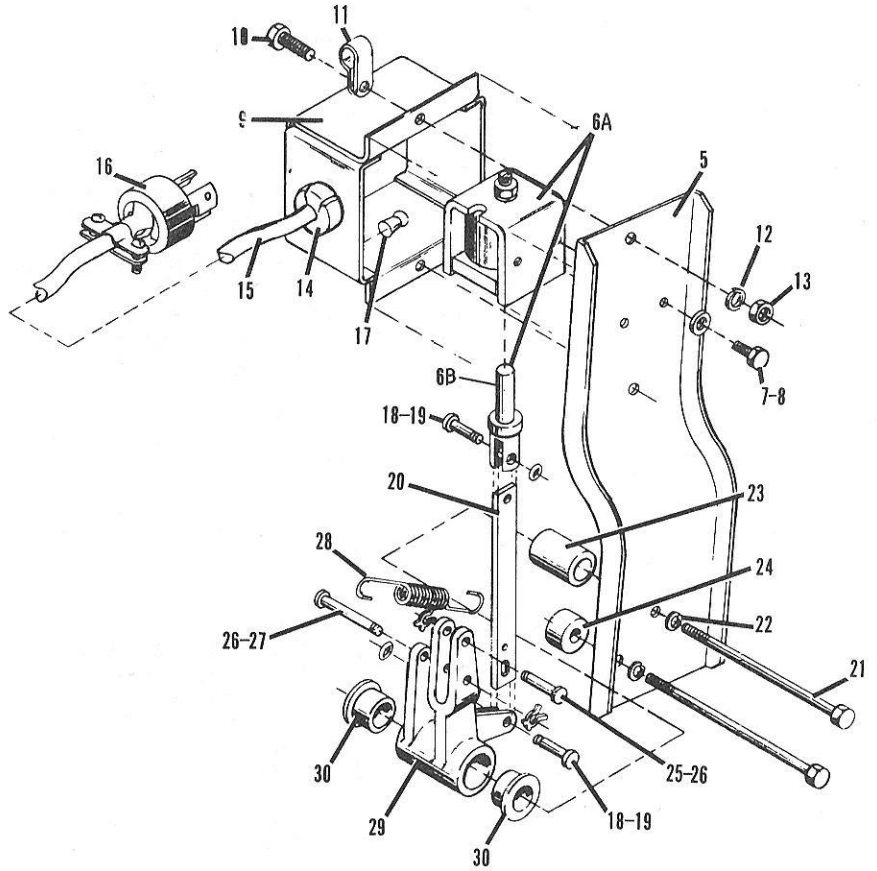
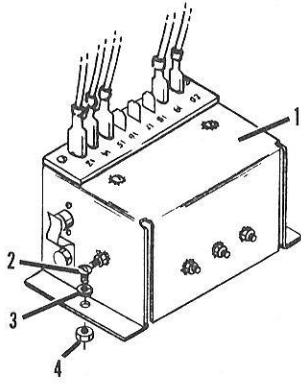
JET BACK RETURN
SURFACE

INDEX NO.	PART NO.	DESCRIPTION
1.	12-862822-000	Time Delay Module (See Page 226 for Breakdown)
2.	11-107084-000	Screw-Rd. Hd (10-24 X 3/8")
3.	11-195010-000	Lockwasher (#10)
4.	11-125004-000	Hex Nut (#10-24)
5.	12-100809-000	Mounting Plate
6A.	10-688003-000	Solenoid w/Plunger (208-230)
	10-688009-000	Solenoid (115V) (See Note 1)
6B.	10-688003-003	Plunger Only
7.	11-010094-000	Hex Hd. Screw
8.	11-190006-000	Plain Washer (#10)
9.	12-102020-000	Cover
10.	11-001024-000	Machine Screw-H. Hd. (8-32 X 9/16")
11.	11-604105-000	Cable Clamp
12.	11-195008-000	Lockwasher (#8)
13.	11-125003-000	Hex Nut (8-32)
14.	11-611011-000	Strain Relief Bushing
15.	10-750610-000	3 Cond. Cord (5'6")
16.	11-678001-000	Twist Lock Cap
17.	11-609502-000	Wire Nut
18.	10-229451-000	Pin
19.	11-625538-000	"O" Ring
20.	12-102363-000	Link
21.	12-100441-000	Hex Hd. Bolt (Special)
22.	11-195014-000	Lockwasher (1/4")
23.	10-386069-000	Spacer
24.	10-386068-000	Spacer
25.	12-100166-005	Pin
26.	11-230001-000	"X" Washer (1/8")
27.	12-100166-019	Pin
28.	12-102105-000	Tension Spring
29.	12-102236-000	Bell Crank Assembly
30.	11-421092-000	Oilite Bearing-Flanged
31.	12-100855-000	Link (Guard Mount)
32.	11-013134-000	Screw-Pan Hd. (1/4-20 X 5/8")
33.	11-170007-000	Locknut (1/4-20)
34.	12-100839-000	Washer (Special)
35.	11-125209-000	Jam Nut-R.H. (1/2-20)
36.	12-100836-000	Mounting Plate

INDEX NO.	PART NO.	DESCRIPTION
37.	11-001276-000	Cap Screw-H. Hd. (5/16-18 X 3")
38.	12-100860-000	Latch Lever Assembly with Bearing
39.	11-420015-000	Oilite Bearing
40.	12-100861-000	Spacer
41.	10-386164-000	Spacer-Washer
42.	11-195015-000	Lockwasher (5/16")
43.	11-125102-000	Hex Nut (5/16-18)
44.	11-351052-000	Drive Pin
45.	12-100844-000	Spring
46.	11-106526-000	Stripper Bolt (1/4-20)
47.	11-001192-000	Cap Screw-H. Hd. (1/4-20 X 2")
48.	12-100846-000	Trip Lever & Bearing Assy
49.	11-421034-000	Oilite Bearing-Flanged
50.	12-100854-000	Spacer
51.	11-190010-000	Plain Washer (1/4")
52.	11-107009-000	Machine Screw-R. Hd. (4-40 X 7/8")
53.	14-400225-000	Backing Plate
54.	11-617501-000	Insulator
55.	11-616013-000	Switch
56.	11-190000-000	Plain Washer (1/8")
57.	11-195004-000	Lockwasher (#4)
58.	11-124000-000	Hex Nut (#4-40)
59.	11-001266-000	Cap Screw-H. Hd. (5/16-18 X 1 1/4")
60.	11-107087-000	Machine Screw-R. Hd. (10-24 X 1/2")
62.	12-100837-000	Cable Assembly w/Connector
63.	11-602103-000	Cord Grip (90°)
64.	11-602002-000	Locknut
65.	11-199009-000	International Tooth Lockwasher
66.	11-125007-000	Hex Nut (1/4-20)

NOTE 1: For establishments with 115 V Service to the Pinsetter only. If customer desires to convert to Electrical Triggering, order 12-860225-2 which contains 10-688009 Solenoid. This information also applies to mini-kit conversion.

**COMPLETE TRIGGERING KIT
FOR MODEL A MACHINES (12-860225-3)
208 - 230V ONLY - FOR 115V SEE NOTE 1**

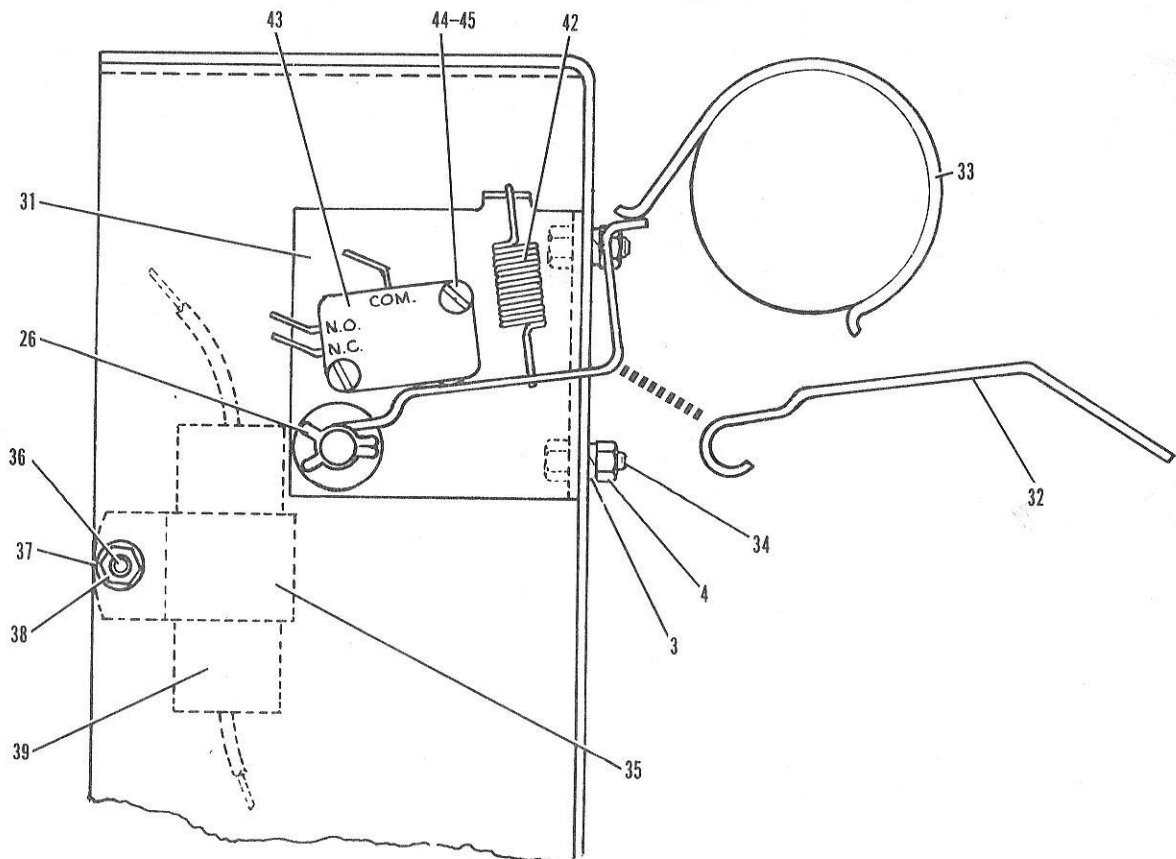
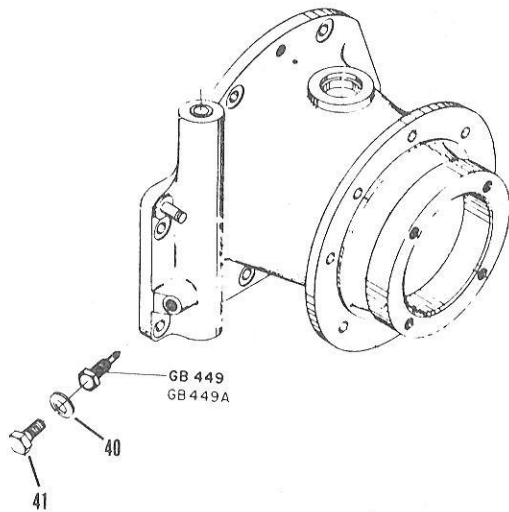
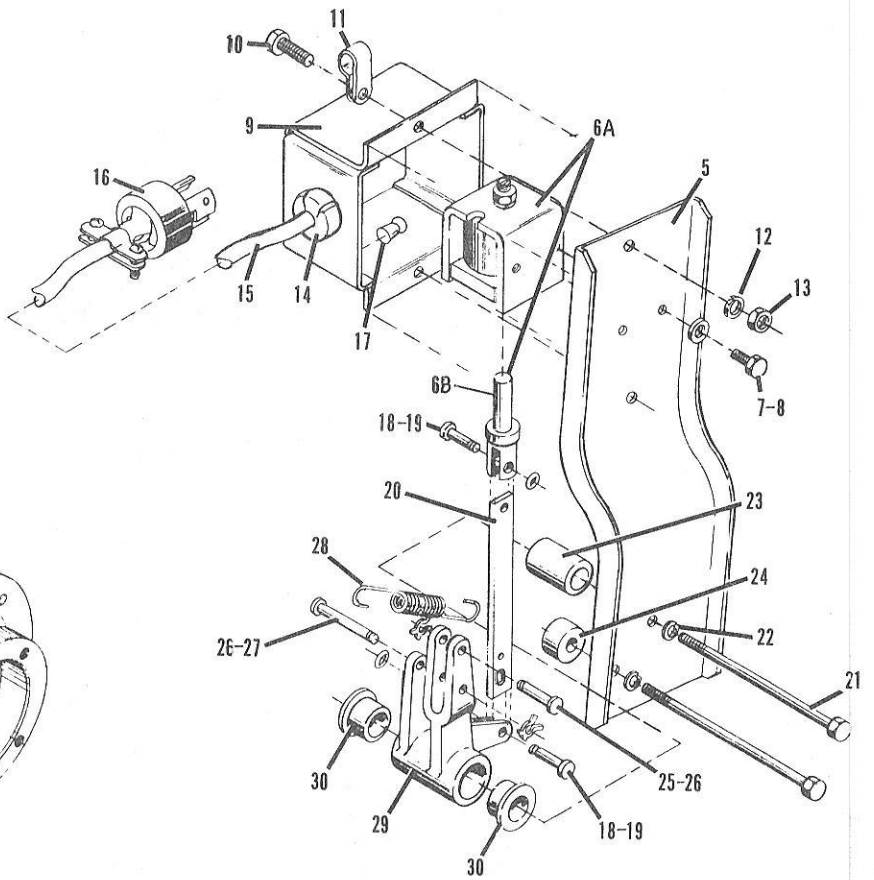
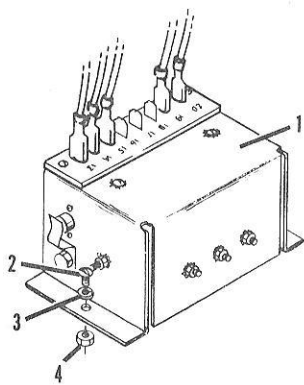


**COMPLETE TRIGGERING KIT
FOR MODEL A MACHINES (12-860225-3)
208 - 230V ONLY - FOR 115V SEE NOTE 1**

<u>INDEX NO.</u>	<u>PART NO.</u>	<u>DESCRIPTION</u>
1.	12-862821-000	Time Delay Module (See Page 226 for Breakdown)
2.	11-107084-000	Screw-Rd. Hd. (10-24 X 3/8")
3.	11-195010-000	Lockwasher (#10)
4.	11-125004-000	Hex Nut (#10-24)
5.	12-100809-000	Mounting Plate
6A.	10-688003-000	Solenoid w/Plunger (208-230V)
	10-688009-000	Solenoid (115V) (See Note 1)
6B.	10-688003-003	Plunger Only
7.	11-010094-000	Screw-Hex Hd.
8.	11-190006-000	Plain Washer (#10)
9.	12-102020-000	Cover
10.	11-001024-000	Machine Screw-H. Hd. (8-32 X 9/16")
11.	11-604105-000	Cable Clamp
12.	11-195008-000	Lockwasher (#8)
13.	11-125003-000	Hex Nut (8-32)
14.	11-611011-000	Strain Relief Bushing
15.	10-750610-000	3 Conductor Cord (5'6")
16.	11-678001-000	Twist Lock Cap
17.	11-609502-000	Wire Nut
18.	10-229451-000	Pin
19.	11-625538-000	"O" Ring
20.	12-102363-000	Link
21.	12-100441-000	Hex Hd. Bolt (Special)
22.	11-195014-000	Lockwasher (1/4")
23.	10-386069-000	Spacer
24.	10-386068-000	Spacer
25.	12-100166-005	Pin
26.	11-230001-000	"X" Washer (1/8")
27.	12-100166-019	Pin
28.	12-102105-000	Tension Spring
29.	12-102236-000	Bell Crank Assembly
30.	11-421092-000	Oilite Bearing (Flanged)
31.	12-700102-000	Switch Assembly-Use for A-A2 Conversion
32.	12-700103-000	Lever
33.	12-752015-000	Clip
34.	11-010076-000	Hex Screw
35.	11-604013-000	Clamp
36.	11-107024-000	Screw
37.	11-190002-000	Washer
38.	11-124001-000	Nut
39.	11-696107-000	Capacitor
40.	12-100344-003	Gasket
41.	11-001376-000	Cap Screw-Hex Hd.
42.	12-752005-000	Spring
43.	11-616013-000	Switch
44.	11-107008-000	Screw
45.	11-170000-000	Nut

NOTE 1: For establishments with 115 V Service to the Pinsetter only. If customer desires to convert to Electrical Triggering, order 12-862486-2 which contains 10-688009 Solenoid. This information also applies to mini-kit conversions.

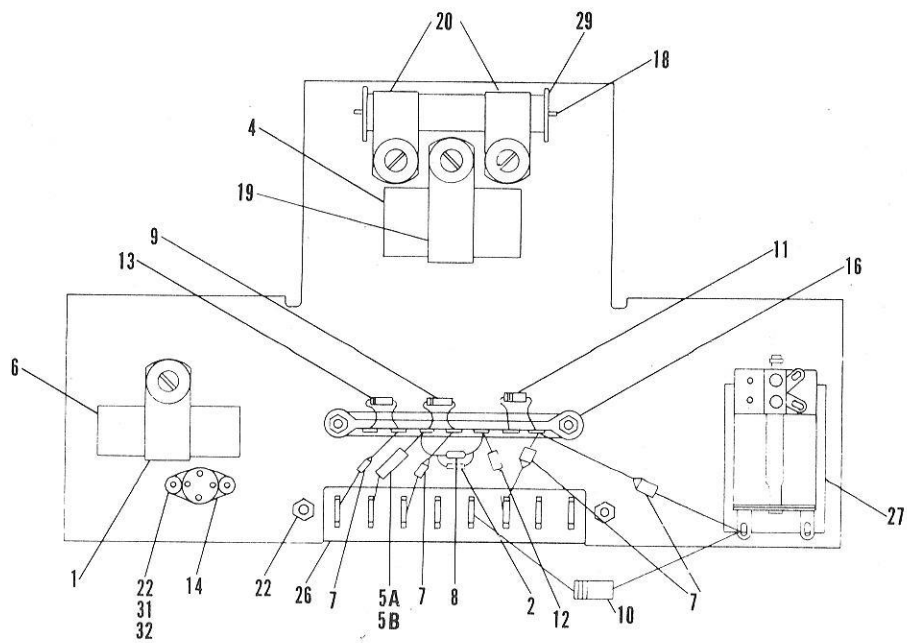
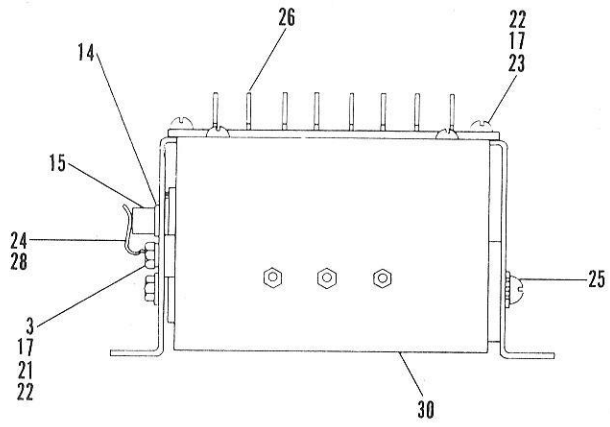
**COMPLETE TRIGGERING KIT
FOR JET-BACK MACHINES (12-862486-3)
208 - 230V ONLY - FOR 115V, SEE NOTE 1**




**COMPLETE TRIGGERING KIT
FOR JET-BACK MACHINES (12-862486-3)
208 - 230V ONLY - FOR 115V, SEE NOTE 1**

<u>ITEM NO.</u>	<u>CODE NO. PART NO.</u>	<u>DESCRIPTION</u>
1.	11-604011	Wire Clamp
*2.	11-691019	Resistor 910K ohm
	11-691020	Resistor 560K ohm
	11-691021	Resistor 390K ohm
	11-691022	Resistor 300K ohm
	11-691023	Resistor 240K ohm
	11-691024	Resistor 200K ohm
	11-691025	Resistor 160K ohm
	11-691026	Resistor 130K ohm
	11-691029	Resistor 110K ohm
	11-691032	Resistor 91K ohm
	11-691033	Resistor 75K ohm
3.	11-107026	Rd. Hd. Mach. Screw
4.	11-696103	Capacitor
5A.	11-696104	Capacitor (22 uf 35V)
5B.	11-696318	Capacitor (8.2 uf 35V)
6.	11-696109	Capcitor
7.	11-693004	Diode
8.	11-691034	Resistor
9.	11-691017	Resistor
10.	11-691015	Resistor
11.	11-691014	Resistor
12.	11-691007	Resistor
13.	11-691035	Resistor
14.	53-600060	Transistor Socket
15.	11-688001	Transistor
16.	11-619007	Terminal Strip
17.	11-198001	Lockwasher
18.	11-616201	Reed Switch
19.	11-604013	Wire Clamp
20.	11-604008	Wire Clamp
21.	11-190528	Plain Washer
22.	11-124001	Elect. Hex Mach. Screw Nut
23.	11-107024	Rd. Hd. Mach. Screw & External Tooth Lockwasher
24.	11-081001	Hex Washer Hd. Self Tap. Screw
25.	11-017564	Rd. Hd. Slotted Sems Screw
26.	10-700150	Terminal Strip
27.	10-679251	Relay
28.	12-752019	Transistor Clip
29.	12-752017	Coil Assembly
30.	12-752012	Box Only
31.	11-109070	Mach. Screw Rd. Hd. Slotted (2-56 x 5/16")
32.	11-195002	Lockwasher No. 2

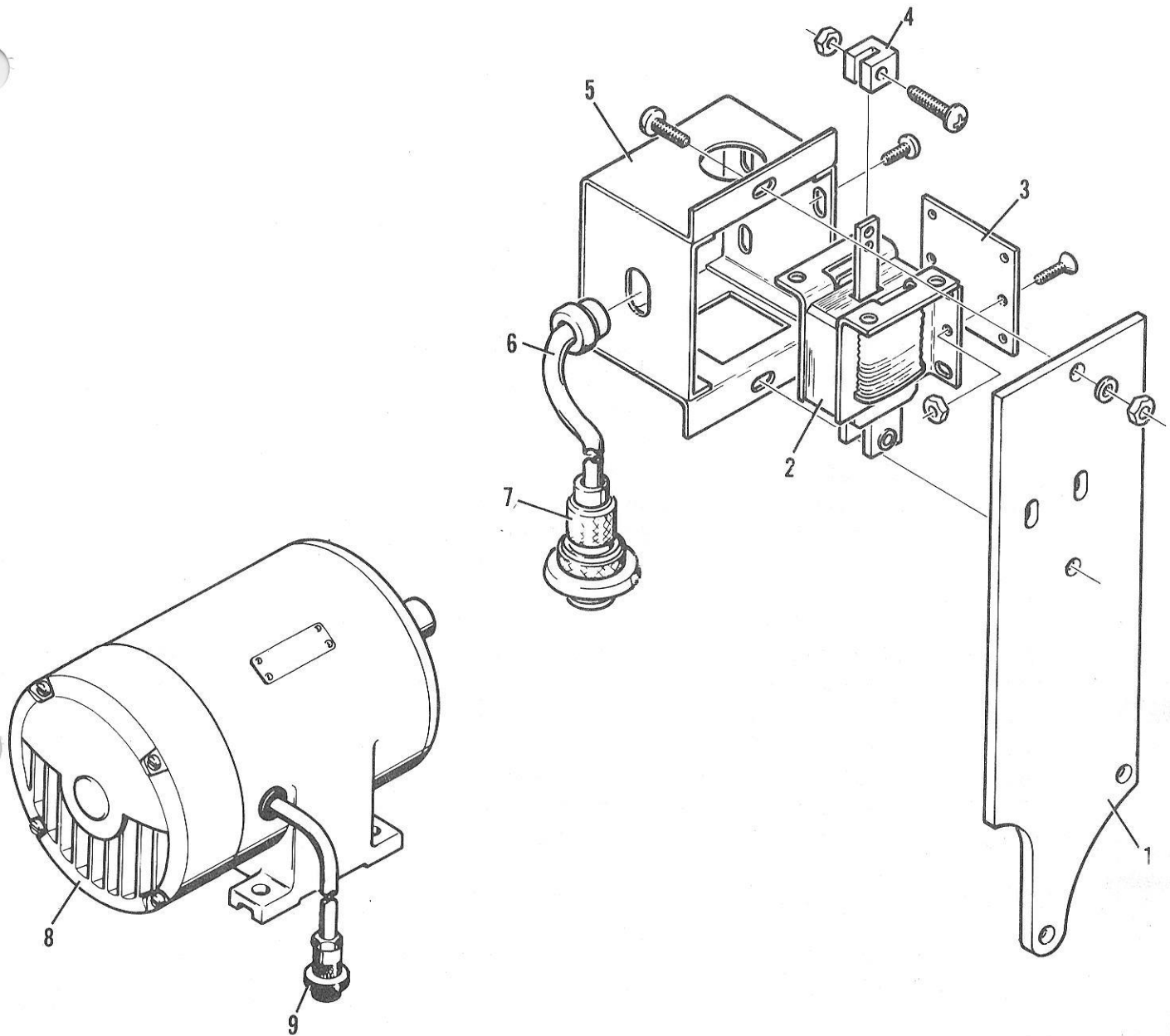
* Select proper resistor to obtain $1.25 \pm .05$ second time delay at nominal input voltage of 25 volts A.C.



TIME DELAY MODULE ASSEMBLY



JAPANESE ELECTRICAL SYSTEM



INDEX

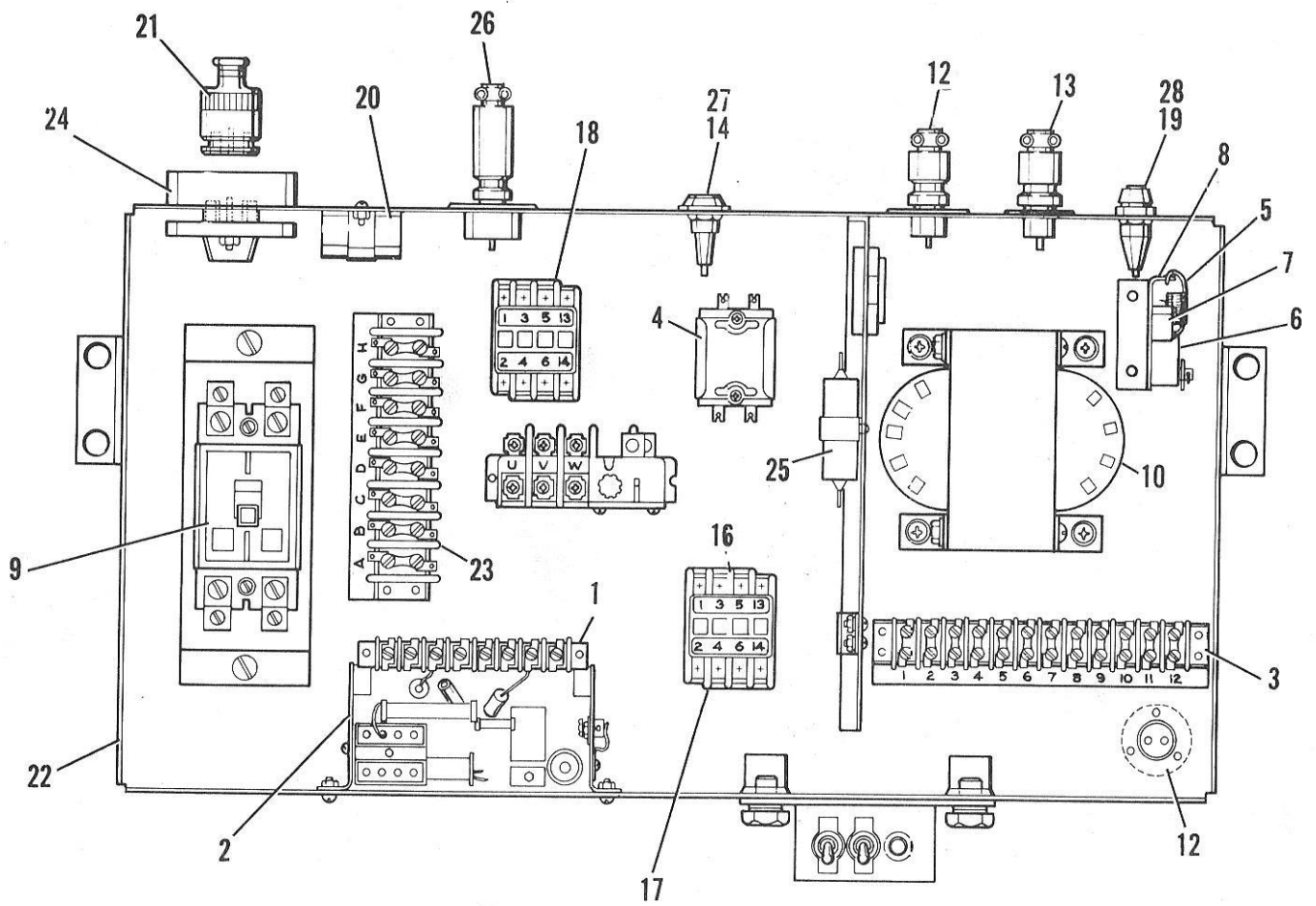
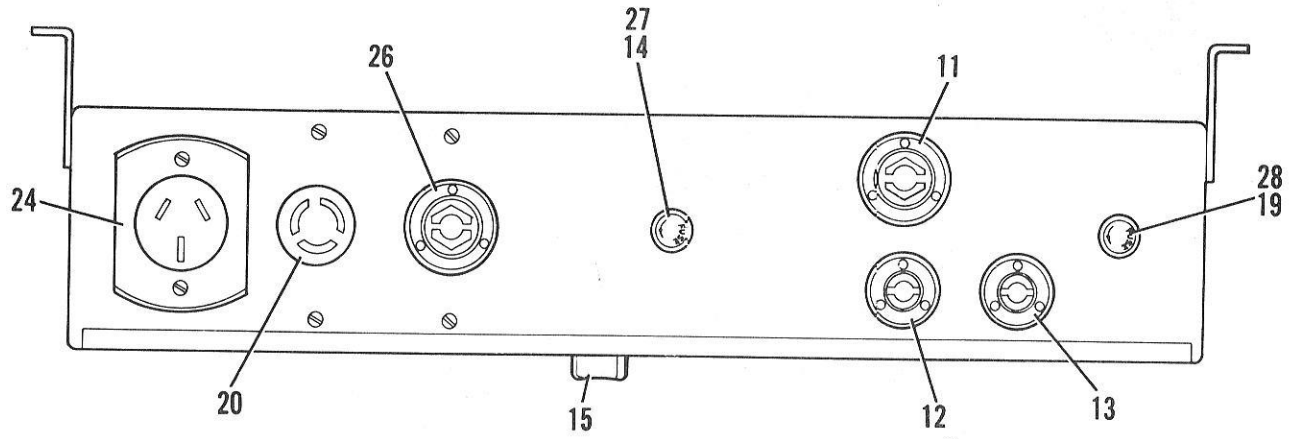
<u>INDEX NO.</u>	<u>PART NO.</u>	<u>DESCRIPTION</u>
1.	12-102830	Mounting Plate
2.	10-688003-800	Solenoid
3.	N.A.	Adaptor
4.	N.A.	Stop
5.	N.A.	Solenoid Box
6.	10-750610-800	Cord
7.	12-780032-3	Plug
8.	N.A.	Motor
9.	12-780032-1	Plug

JAPANESE ELECTRICAL SYSTEM

INDEX

<u>INDEX NO.</u>	<u>PART NO.</u>	<u>DESCRIPTION</u>
1.	N.A.	Terminal Strip
2.	N.A.	Time Delay Module
3.	10-700202-800	Terminal Strip
4.	N.A.	Rectifier
5.	12-782005	Spring
6.	12-782008	Lever
7.	11-616013	Switch
8.	12-782014	Switch Assembly
9.	N.A.	Circuit Breaker
10.	N.A.	Transformer
11.	12-780032-4	Connector (Ball Light)
12.	12-780032-5	Connector (Recycle Button & Ball Booster)
13.	12-780032-6	Connector (Counter)
14.	12-782179-1	Fuse Holder
15.	12-780222	Reset Button
16.	12-782218	Overload Heater
17.	12-782155	Magnetic Contactor (24 V.A.C.)
18.	12-782221	Magnetic Contactor (100 V.A.C.)
19.	N.A.	Fuse Holder
20.	11-679303	Connector (Pin Light)
21.	12-782032-1	Connector (From Power Source)
22.	N.A.	Electrical Box & Channel Assy. (Complete)
23.	10-700203	Terminal Strip
24.	N.A.	Connector
25.	11-696107	Capacitor
26.	12-782032-3	Connector (Pin Finder)
27.	12-780225	Fuse (2 Amp)
28.	12-780180	Fuse (5 Amp)

JAPANESE ELECTRICAL SYSTEM



JAPANESE ELECTRICAL SYSTEM

<u>INDEX NO.</u>	<u>PART NO.</u>	<u>DESCRIPTION</u>
1.	12-750054	Push Button
2.	11-616602	Indicating Plate
	11-615501	Switch
3.	10-750201-800	Service Cord
4.	10-750203-800	Service Cord
5.	10-750204-800	Service Cord
6.	10-750202-800	Service Cord
7.	12-780032-3	Connector (Recycle Solenoid)
8.	12-780058-4	Cover
9.	12-780058-3	Cover
10.	12-780032-1	Connector (Motor)
11.	N.A.	Cover
12.	12-780032-9	Connector (Magnetic Clutch)
13.	N.A.	Cover
14.	12-780120	Micro Switch
15.	12-860563	Micro Switch
16.	12-860206	Micro Switch

JAPANESE ELECTRICAL SYSTEM

